



US00D804608S

(12) **United States Design Patent** (10) **Patent No.:** **US D804,608 S**
Menard-Oxman et al. (45) **Date of Patent:** **** Dec. 5, 2017**

- (54) **FISH CLEANING TOOL**
- (71) Applicant: **Fiskars Brands, Inc.**, Madison, WI (US)
- (72) Inventors: **Damien Menard-Oxman**, Portland, OR (US); **Juli Sparks**, Portland, OR (US)
- (73) Assignee: **Fiskars Brands, Inc.**, Middleton, WI (US)
- (**) Term: **15 Years**
- (21) Appl. No.: **29/574,801**
- (22) Filed: **Aug. 18, 2016**
- (51) **LOC (10) Cl.** **22-05**
- (52) **U.S. Cl.**
USPC **D22/149**
- (58) **Field of Classification Search**
USPC D8/19, 20; D22/149
CPC A22C 25/02; A22C 25/17; A22C 25/006
See application file for complete search history.

D538,881 S *	3/2007	Jackson	D22/149
D589,589 S *	3/2009	McCloudry	D22/149
D618,075 S *	6/2010	Huang	D8/20
D665,869 S *	8/2012	Kuhlmann	D22/149
D707,789 S *	6/2014	Jones	D22/118
9,101,147 B2 *	8/2015	Leinonen	A22C 25/006
D751,877 S *	3/2016	Shlaferman	D8/19
2005/0044726 A1 *	3/2005	Summers	B26B 5/001 30/294

* cited by examiner

Primary Examiner — Karen S Acker

Assistant Examiner — Steven B Reinholdt, Jr.

(74) *Attorney, Agent, or Firm* — Foley & Lardner LLP

(57) **CLAIM**

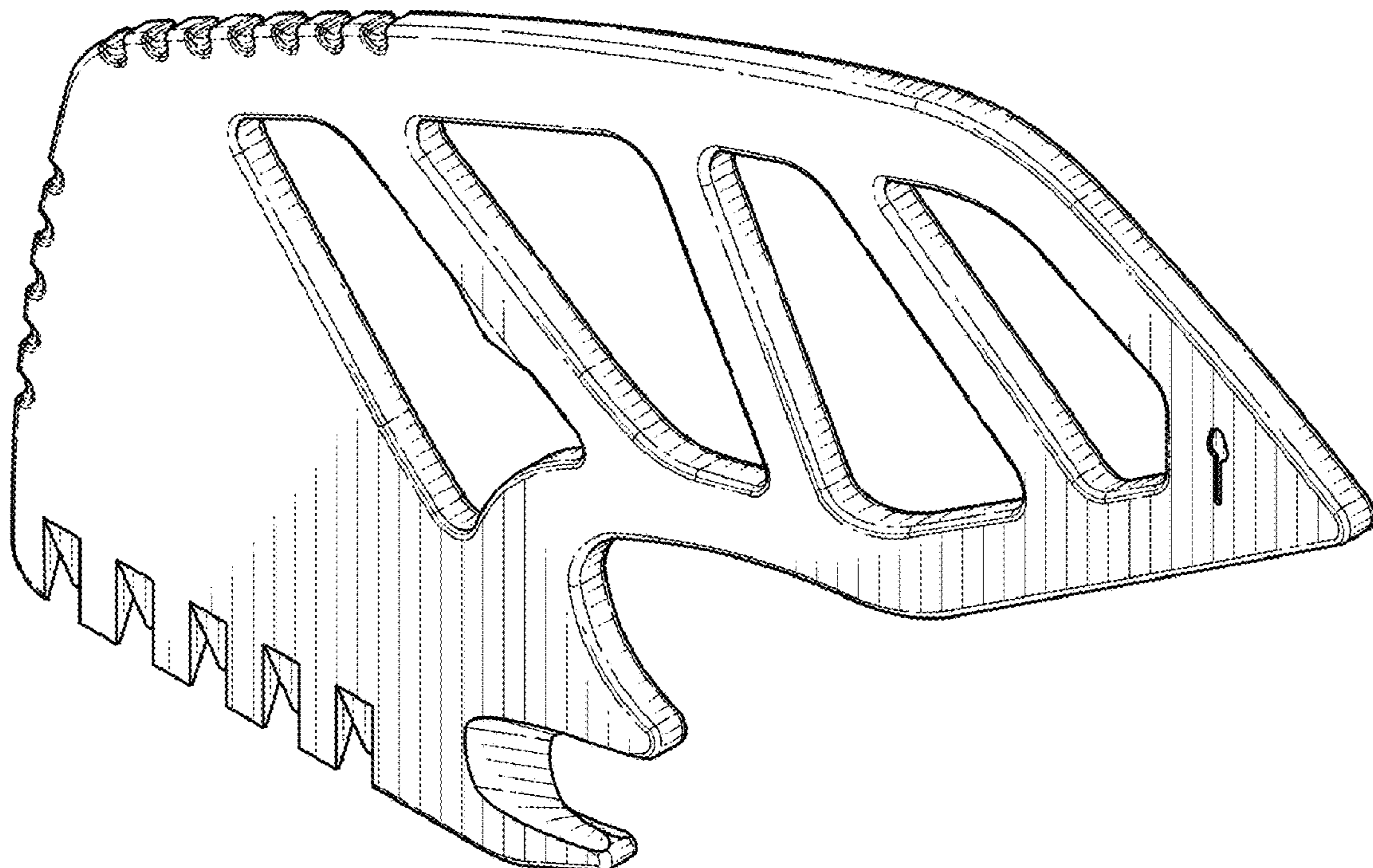
We claim the ornamental design for a fish cleaning tool, as shown and described.

DESCRIPTION

FIG. 1 is a front, left and top perspective view of a fish cleaning tool according to our new design;
 FIG. 2 is a left side view thereof;
 FIG. 3 is a right side view thereof;
 FIG. 4 is a rear view thereof;
 FIG. 5 is a front view thereof;
 FIG. 6 is a top view thereof;
 FIG. 7 is a bottom view thereof; and,
 FIG. 8 is a rear, left and top perspective view thereof.

1 Claim, 6 Drawing Sheets

- (56) **References Cited**
U.S. PATENT DOCUMENTS
D236,321 S * 8/1975 Cromoga D8/20
6,607,430 B1 * 8/2003 Navarette A22C 25/025
452/102
D488,532 S * 4/2004 Boone D22/149
D523,515 S * 6/2006 Hacker D22/149



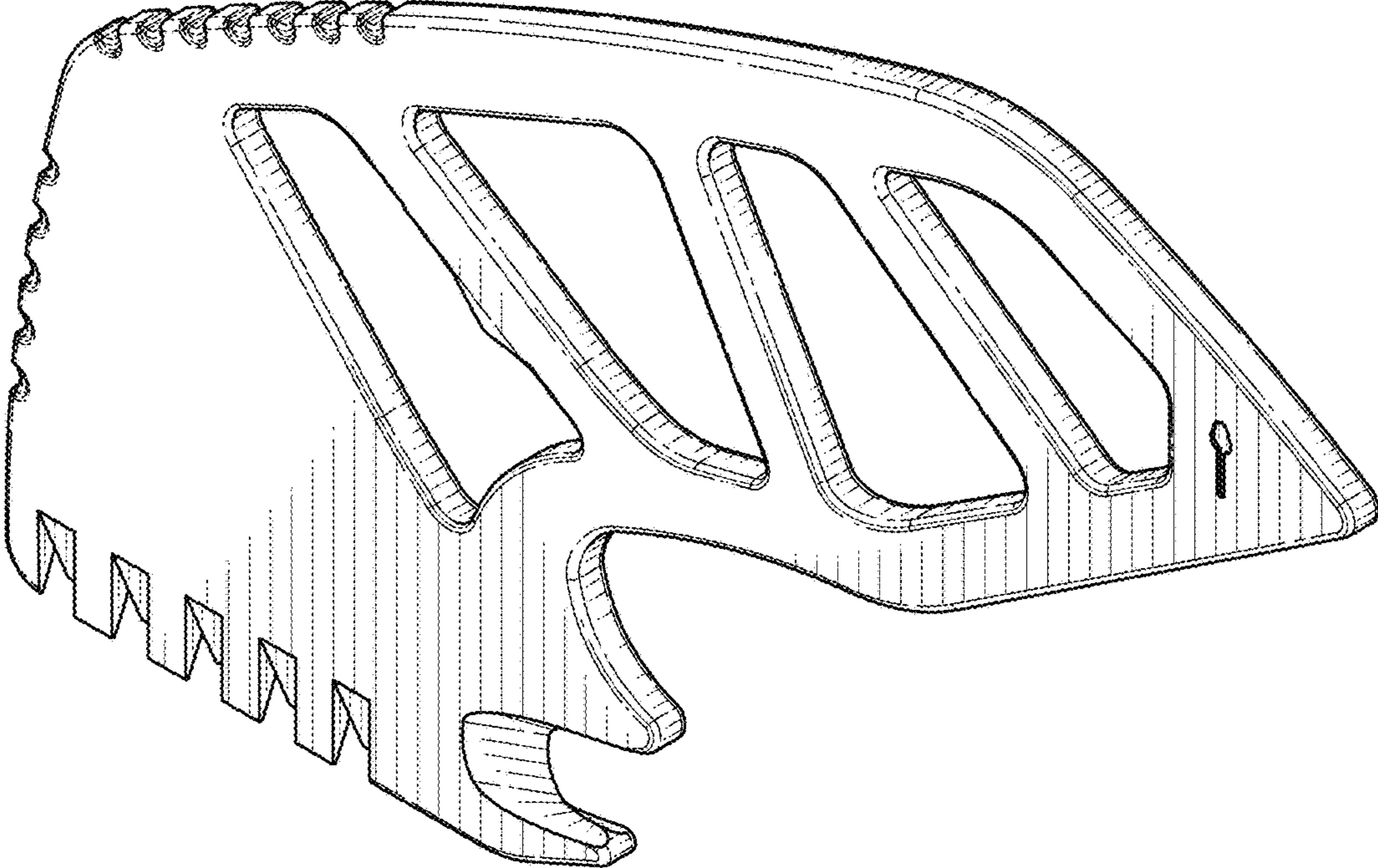


FIG. 1

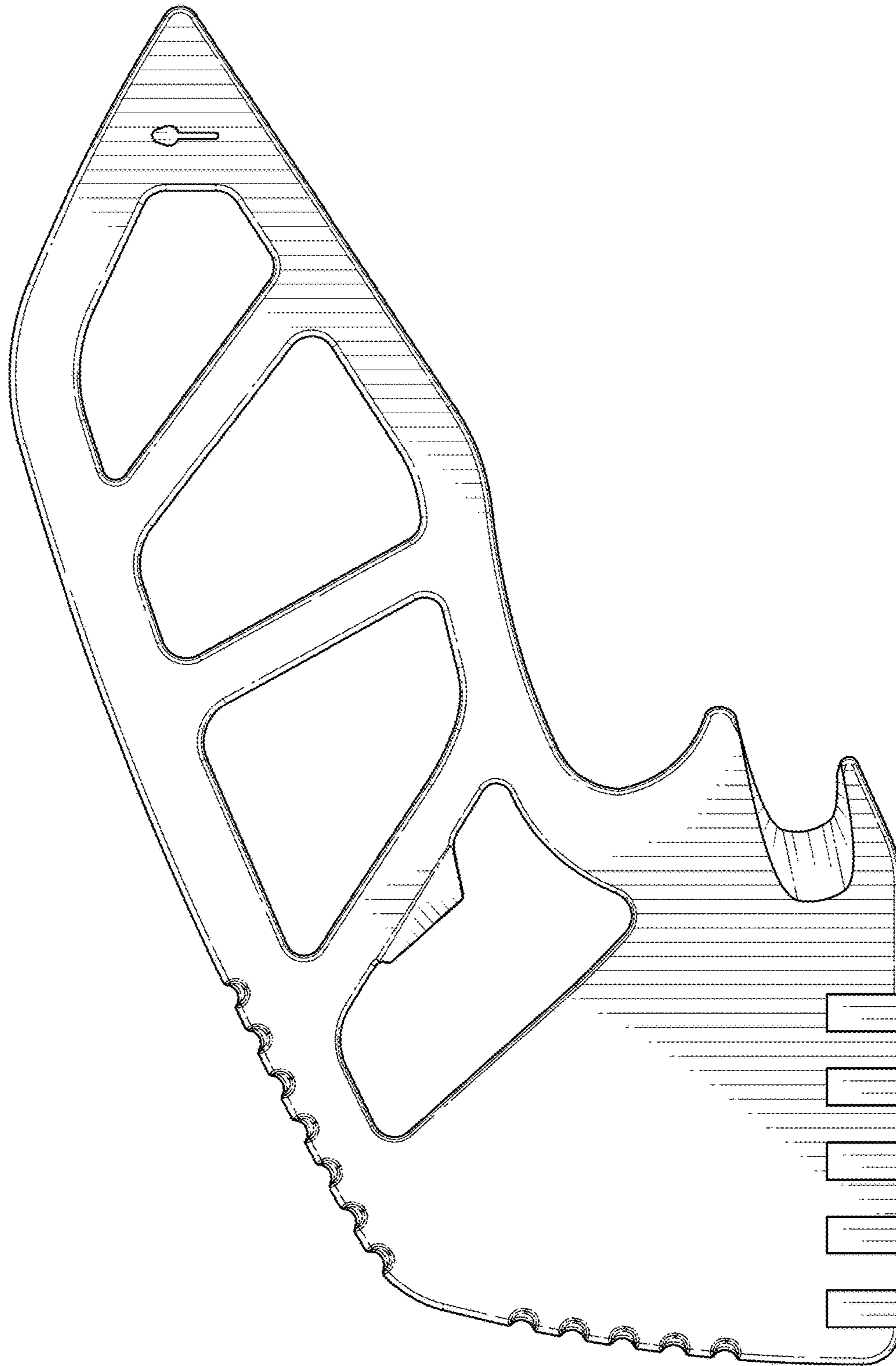


FIG. 2

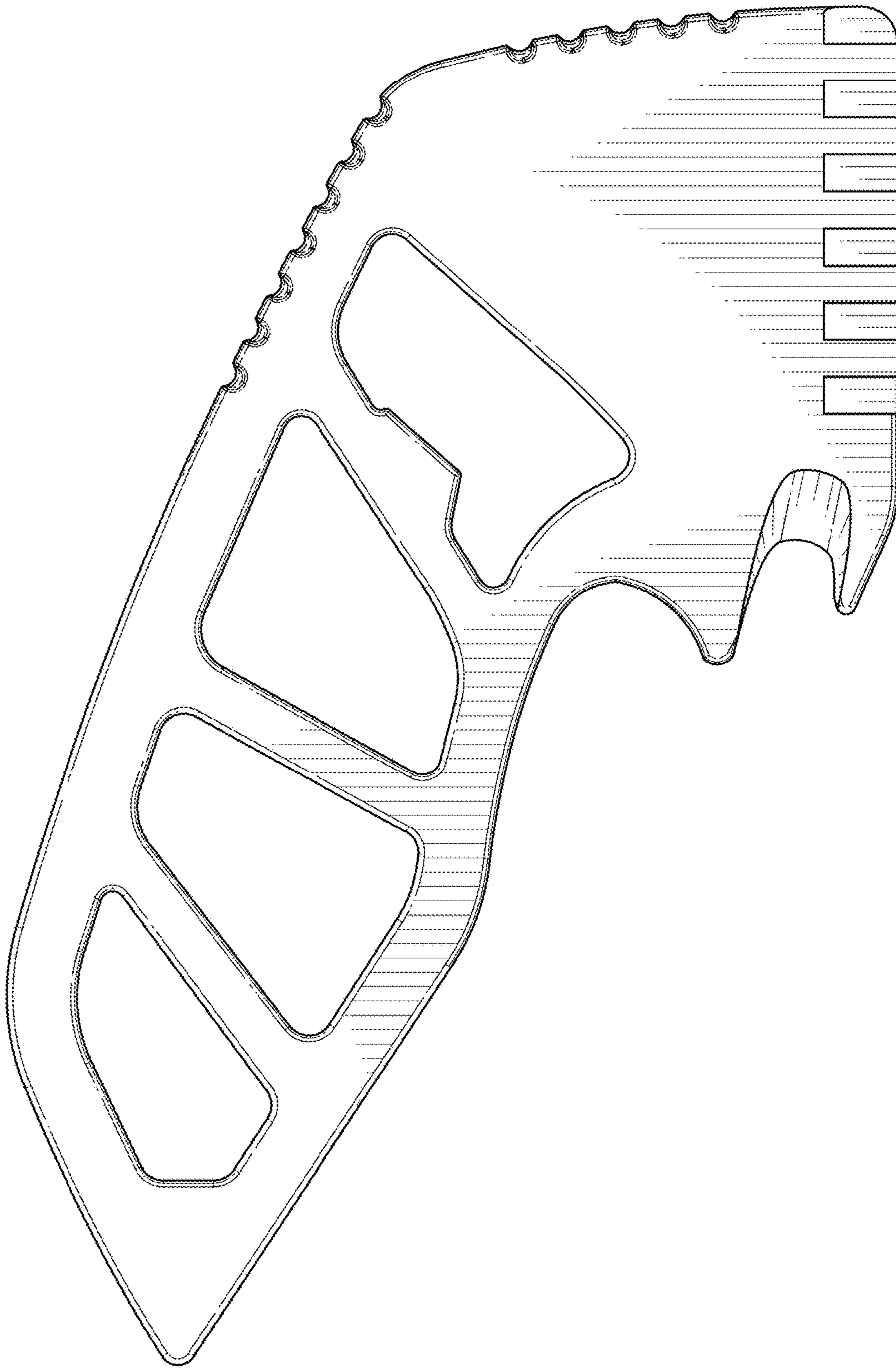


FIG. 3




FIG. 4



FIG. 5



FIG. 6



FIG. 7

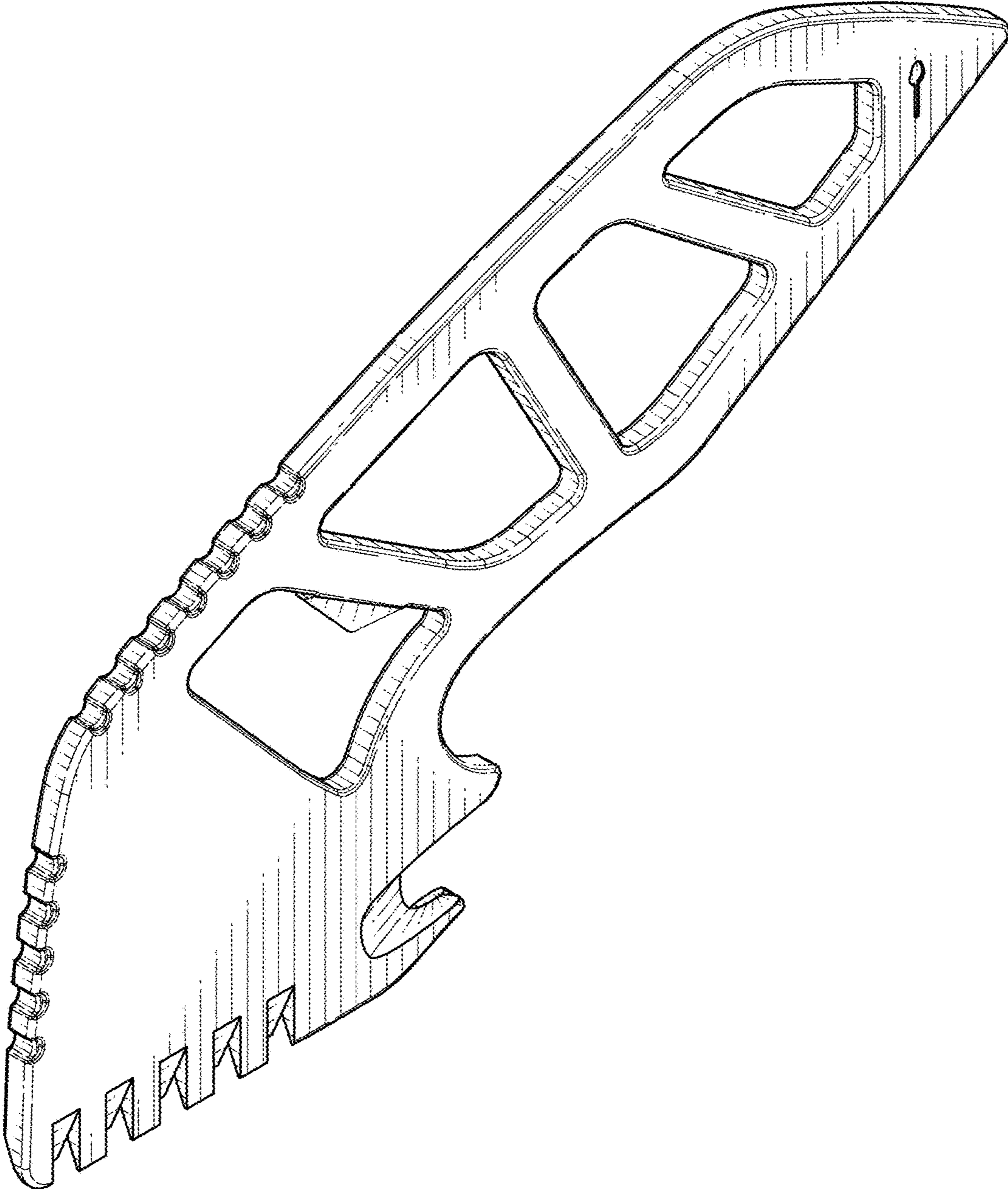


FIG. 8