



US00D804599S

(12) **United States Design Patent** (10) **Patent No.:** **US D804,599 S**  
**Vazquez et al.** (45) **Date of Patent:** **\*\* Dec. 5, 2017**

(54) **FIGHTING CAGE**  
(71) Applicant: **Lights Out Productions, LLC**, Miami, FL (US)  
(72) Inventors: **Michael Vazquez**, Key Biscayne, FL (US); **Jose Manuel Suris**, Miami, FL (US)

(73) Assignee: **Lights Out Productions, LLC**, Miami, FL (US)

(\*\*) Term: **15 Years**

(21) Appl. No.: **29/529,362**

(22) Filed: **Jun. 5, 2015**

(51) **LOC (10) Cl.** ..... **21-02**

(52) **U.S. Cl.**  
USPC ..... **D21/798**

(58) **Field of Classification Search**  
USPC ..... D21/815, 355, 797; D19/92; D6/707.13, D6/583, 705, 674; D8/1; D13/184; 446/365, 309, 312, 330, 359, 376, 390, 446/486, 82, 83, 75, 490, 92, 93, 303, 446/335, 334, 383; D3/304; 472/12, 6, 472/93; 273/440  
CPC ..... A63C 19/005; A63H 13/06; A63H 33/00; A63B 2071/1258; A63B 2071/1283; A63B 69/004; A63B 71/1225  
See application file for complete search history.

(56) **References Cited**

U.S. PATENT DOCUMENTS

485,896 A \* 11/1892 Sterry ..... A63C 19/005 472/93  
1,379,103 A \* 5/1921 Jensen ..... A63H 13/06 446/335  
1,435,326 A \* 11/1922 Mullin ..... A63C 19/005 472/93

1,753,328 A \* 4/1930 Barnes ..... A63C 19/005 472/93  
2,158,052 A \* 5/1939 Berger ..... A63H 13/06 446/303  
2,269,095 A \* 1/1942 Davis ..... A63F 9/00 446/334

(Continued)

OTHER PUBLICATIONS

Bybextreme cage by Mike Vazquez dated May 2, 2015. Found online [Jun. 13, 2017] <https://twitter.com/MikeFCV/status/594729835253104640>.\*

*Primary Examiner* — Robert M. Spear

*Assistant Examiner* — Ryan Harvey

(74) *Attorney, Agent, or Firm* — Mayback & Hoffman, P.A.; Gregory L. Mayback


(57) **CLAIM**

The ornamental design for a fighting cage, as shown and described.

**DESCRIPTION**

FIG. 1 is a front perspective view of a fighting cage showing our new design;  
FIG. 2 is an elevational view of a left side of the fighting cage of FIG. 1;  
FIG. 3 is an elevational view of a right side of the fighting cage of FIG. 1 from a side opposite the view of FIG. 2;  
FIG. 4 is a rear elevational view of the fighting cage of FIG. 1;  
FIG. 5 is a perspective view from above a right front side of the fighting cage of FIG. 1;  
FIG. 6 is a top plan view of the fighting cage of FIG. 1; and, FIG. 7 is a front perspective view of the fighting cage of FIG. 1.  
The dashed lines indicating stairs and screens of the walls and the doors are for the purpose of illustrating unclaimed environment of the design and form no part of the claimed design.

**1 Claim, 4 Drawing Sheets**








FIG. 1

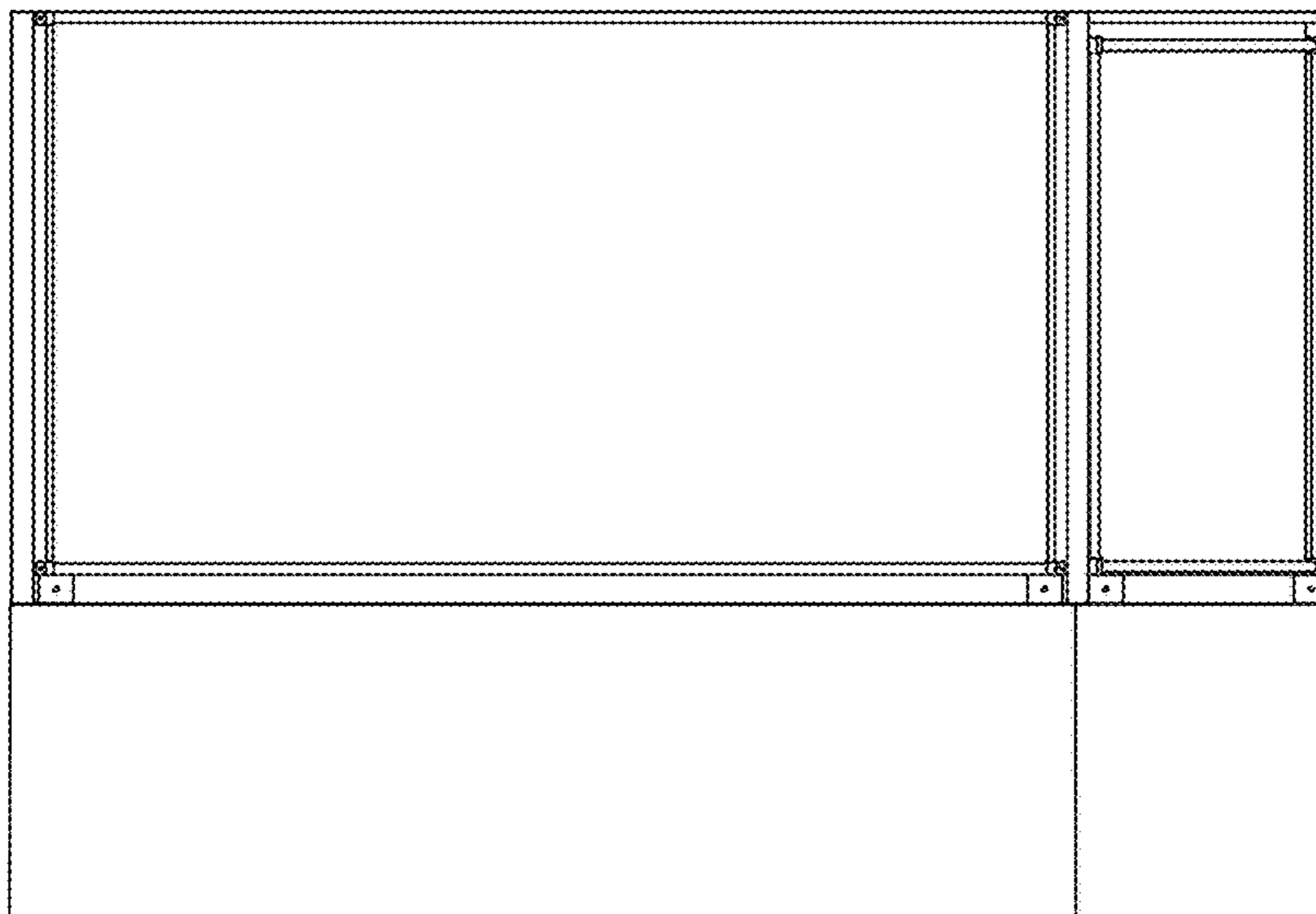


FIG. 2

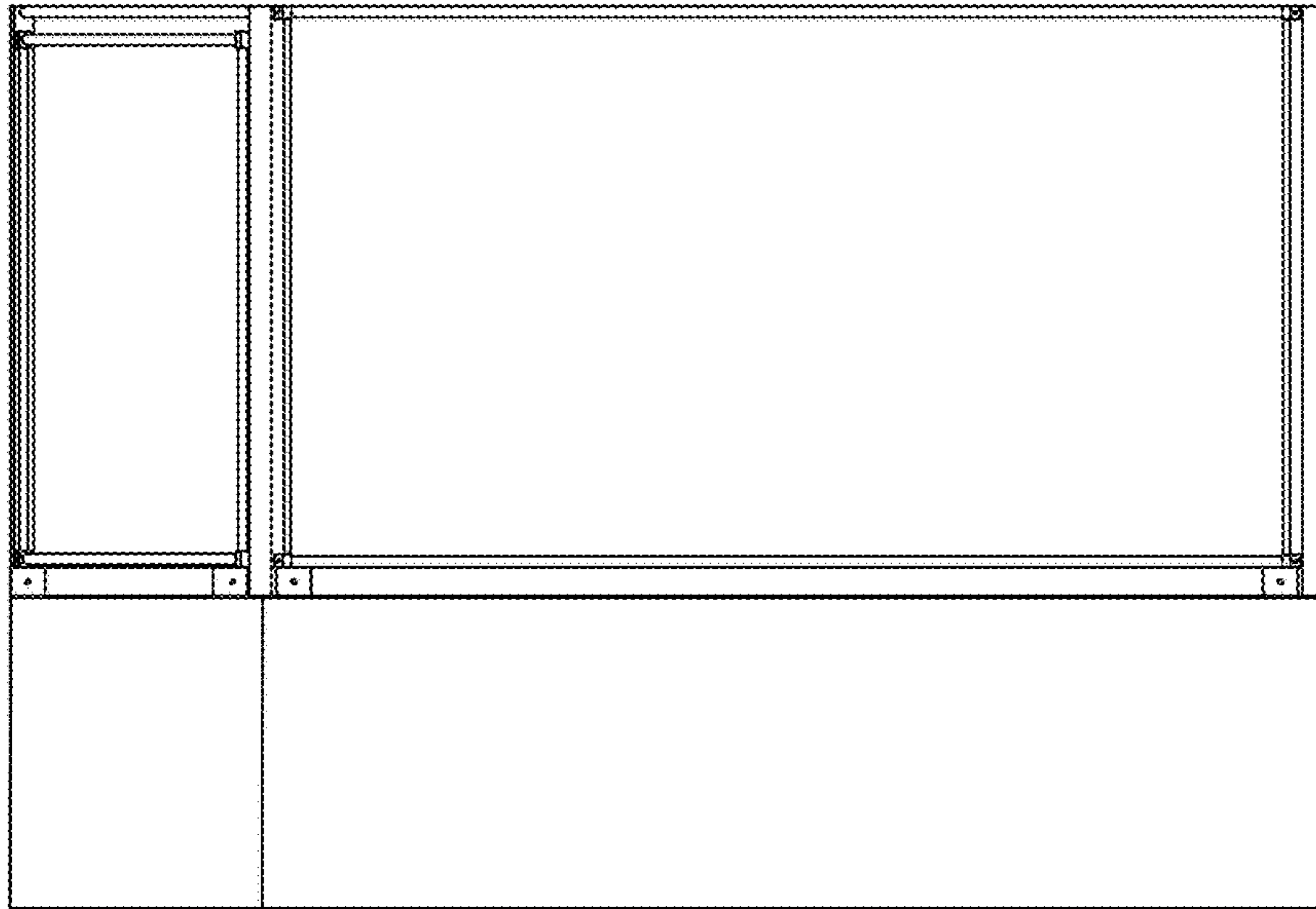


FIG. 3

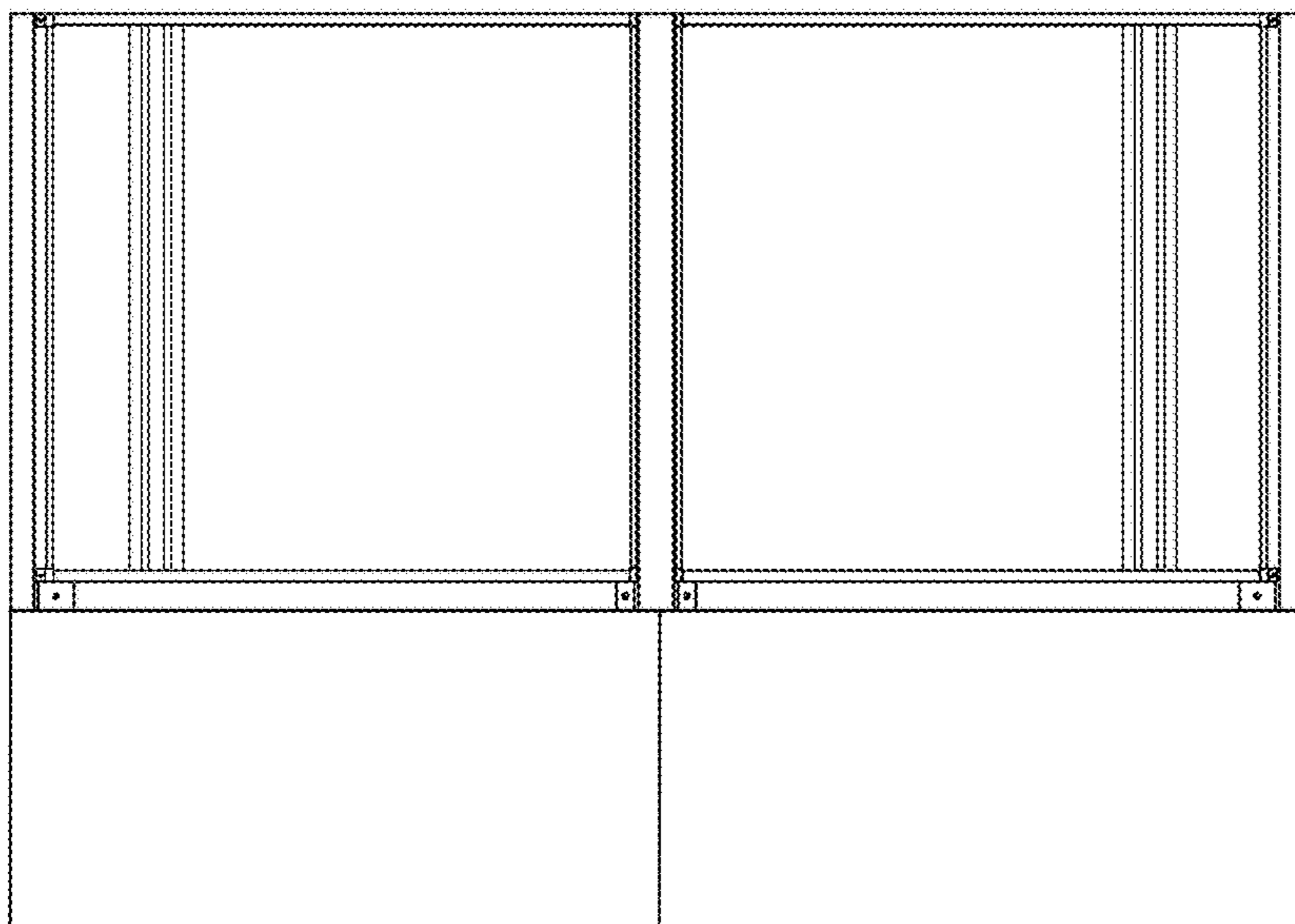


FIG. 4

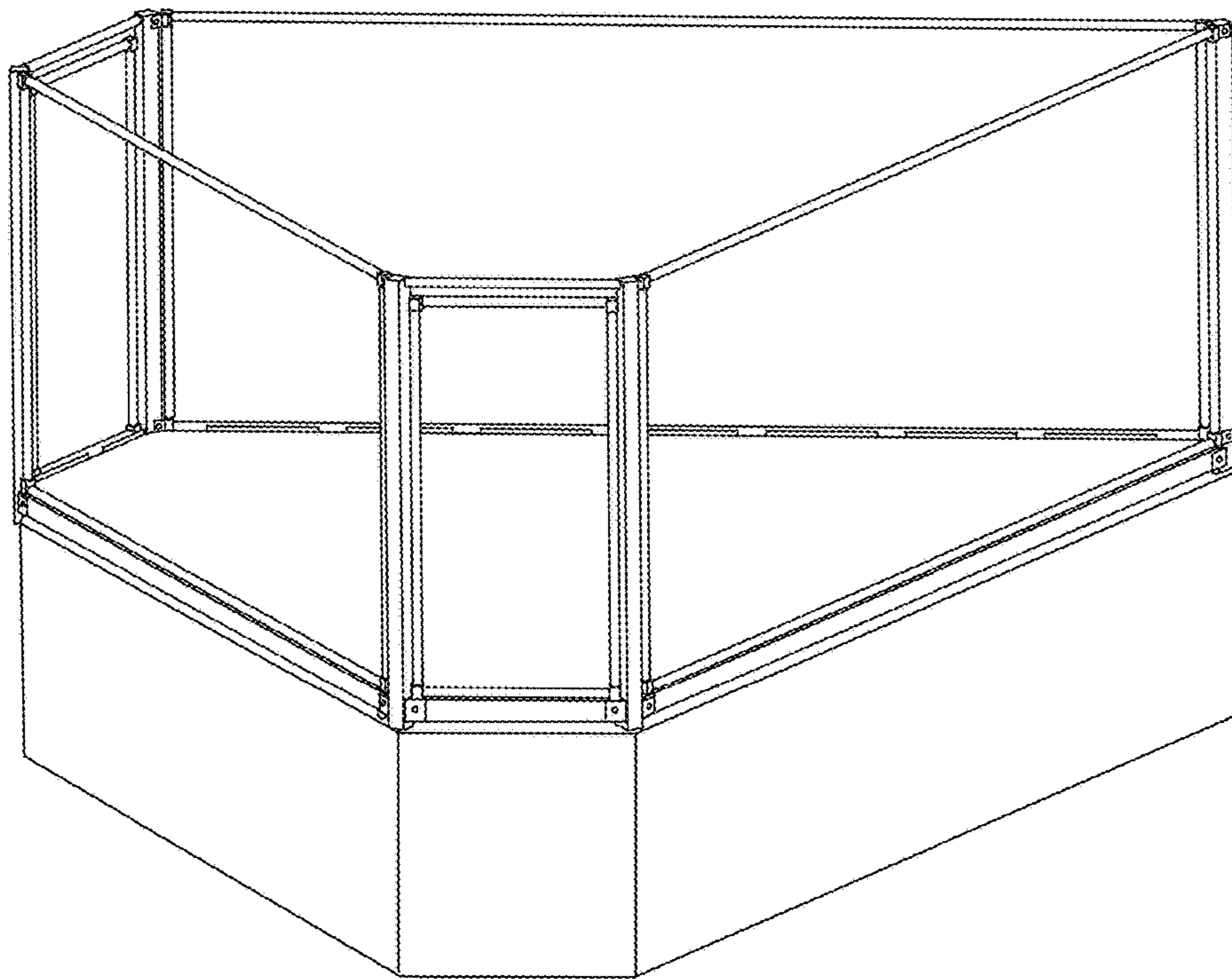


FIG. 5

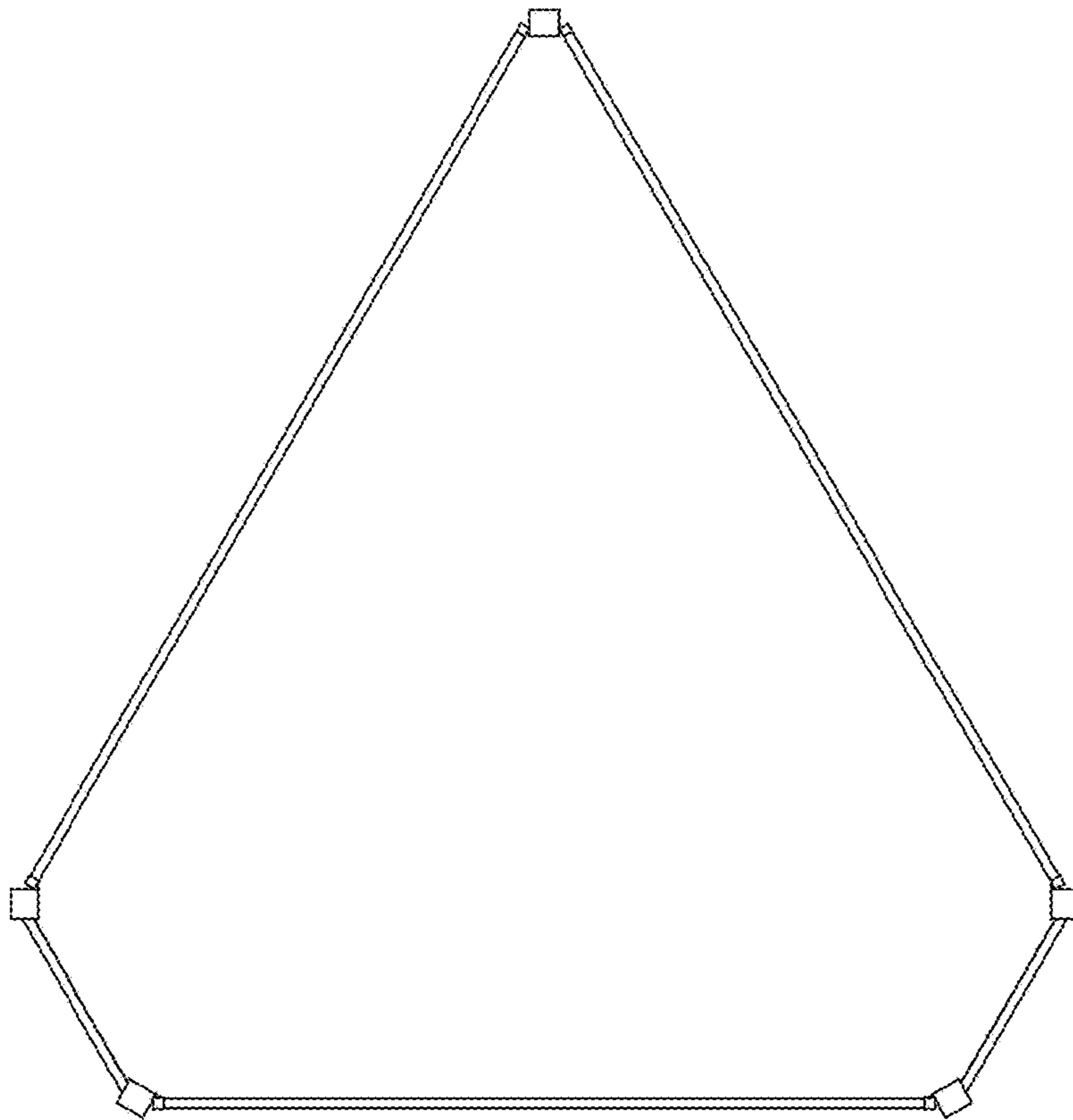


FIG. 6

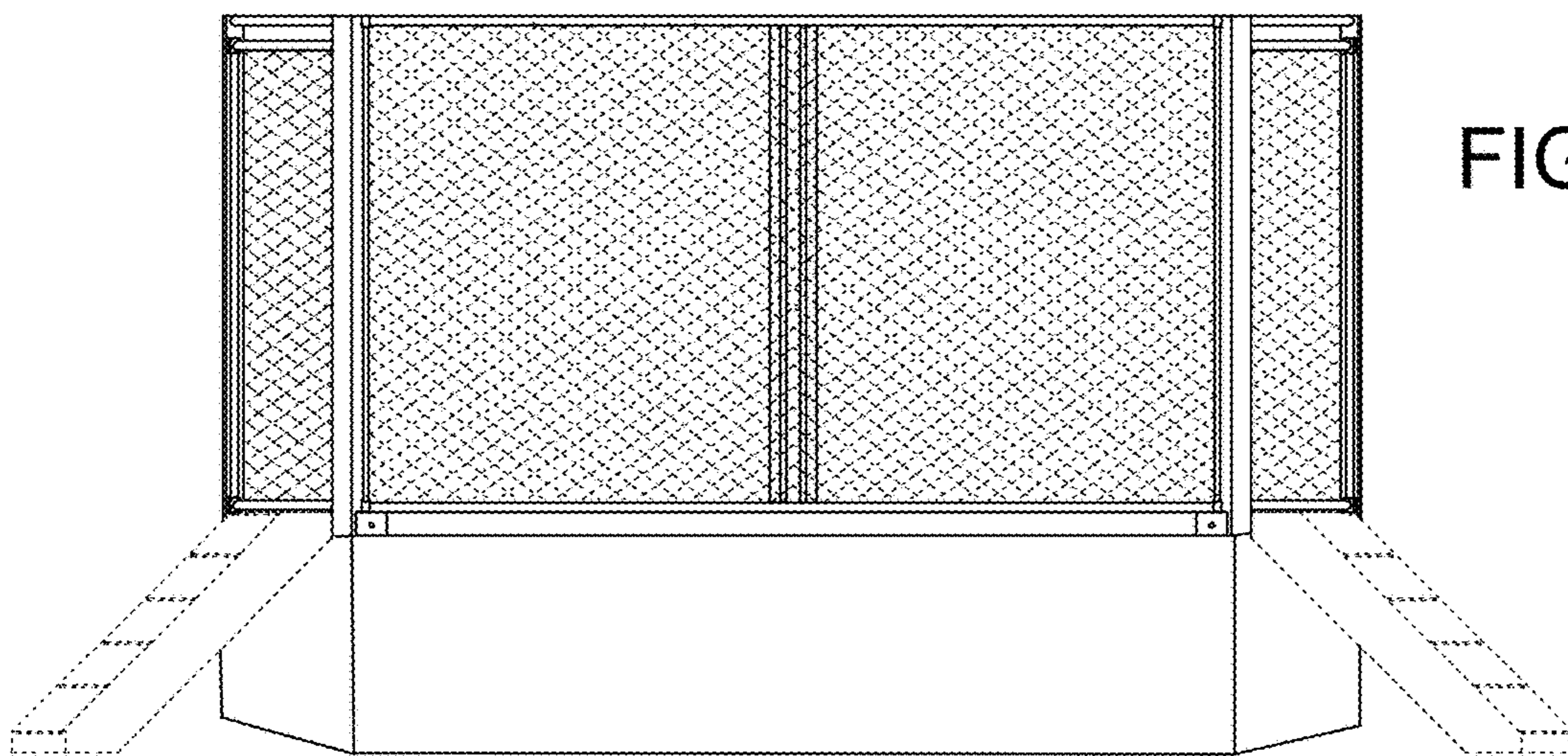


FIG. 7