



US00D804584S

(12) **United States Design Patent** (10) **Patent No.:** **US D804,584 S**
Miles (45) **Date of Patent:** **** Dec. 5, 2017**

(54) **CHIROPRACTIC ADJUSTING TOY FOR KIDS**

(71) Applicant: **Troy Miles**, Bendigo (AU)

(72) Inventor: **Troy Miles**, Bendigo (AU)

(**) Term: **15 Years**

(21) Appl. No.: **29/536,857**

(22) Filed: **Aug. 20, 2015**

(51) **LOC (10) Cl.** **21-01**

(52) **U.S. Cl.**
USPC **D21/529**

(58) **Field of Classification Search**
USPC D21/532, 385, 530, 576, 406-408, 529,
D21/522, 413; D8/10, 310-311, 499;
D24/171
CPC ... E01H 5/02; B66C 13/50; E02F 3/32; B25G
1/102; A61B 17/16; A61H 1/00
See application file for complete search history.

(56) **References Cited**

U.S. PATENT DOCUMENTS

- 1,652,110 A * 12/1927 Fullington A61H 3/0288
135/69
- 2,398,247 A * 4/1946 Redcliffe A61H 3/02
135/69
- 2,421,354 A * 5/1947 Reiter A61C 3/08
433/151
- D208,230 S * 8/1967 Rowe et al. D24/140
- D269,812 S * 7/1983 Lancellotti D24/171
- D316,280 S * 4/1991 White D21/413
- 5,626,615 A * 5/1997 Keller A61H 1/008
601/107
- 6,168,555 B1 * 1/2001 Fetterleigh A63B 25/08
482/77
- 6,379,375 B1 * 4/2002 Fuhr A61H 1/008
601/107
- D465,913 S * 11/2002 Stolzoff D3/10
- D487,484 S * 3/2004 Arginsky D21/413

- D552,245 S * 10/2007 Davis D24/188
- 7,811,288 B2 * 10/2010 Jones A61B 17/7091
606/279
- D692,562 S * 10/2013 Hess D24/171
- D750,884 S * 3/2016 Weber D24/188
- 2002/0137602 A1 * 9/2002 Herman A63B 25/08
482/77
- 2002/0161367 A1 * 10/2002 Ferree A61B 17/7059
606/279

(Continued)

FOREIGN PATENT DOCUMENTS

- CN 300733284 * 1/2008
- GB 1015379 * 5/1984

OTHER PUBLICATIONS

Home—ChiroClicker—Worlds first chiropractic adjusting toy for kids, internet wayback date Dec. 30, 2015, <http://web.archive.org/web/20151230232514/http://chiroclicker.com/>, [site visited Aug. 8, 2016 9:31:23 PM].*

(Continued)

Primary Examiner — John Windmuller
Assistant Examiner — John R Yeh

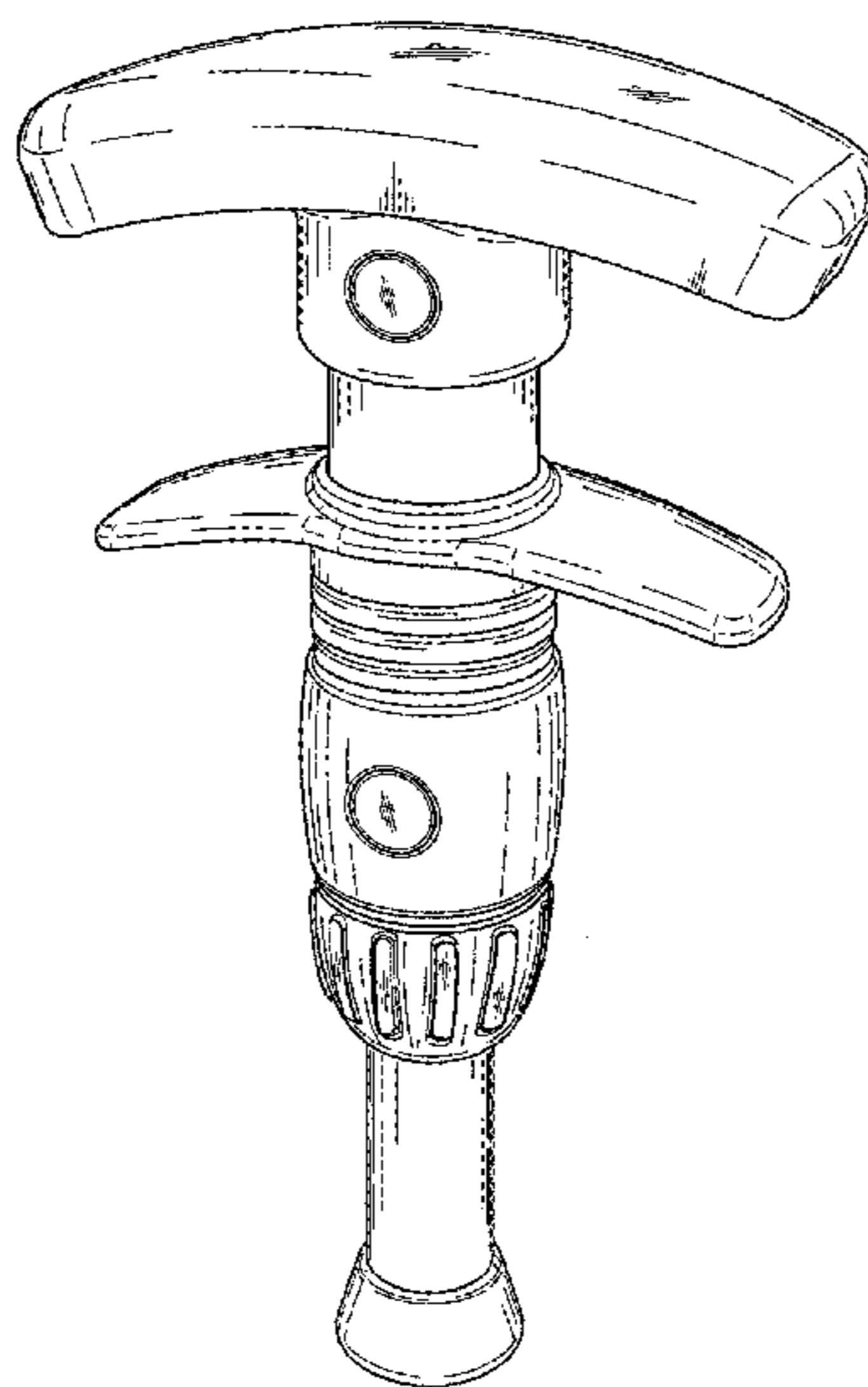
(57) **CLAIM**

The ornamental design of a chiropractic adjusting toy for kids, as shown and described.

DESCRIPTION

FIG. 1 is a perspective view of chiropractic adjusting toy for kids showing my new design;
FIG. 2 Front View thereof;
FIG. 3 Back View thereof;
FIG. 4 Right View thereof;
FIG. 5 Left View thereof;
FIG. 6 Top View thereof; and,
FIG. 7 Bottom View thereof.

1 Claim, 7 Drawing Sheets



(56)

References Cited

U.S. PATENT DOCUMENTS

2003/0045405 A1* 3/2003 Lin A63B 25/08
482/77
2009/0250088 A1* 10/2009 Gibbons A61H 3/02
135/73
2014/0103276 A1* 4/2014 Fegan B25G 1/102
254/26 R
2014/0216210 A1* 8/2014 Near B25D 1/02
81/25
2015/0297246 A1* 10/2015 Patel A61B 17/1671
606/79
2015/0297277 A1* 10/2015 Jones A61B 17/7091
606/90
2016/0096262 A1* 4/2016 Kidd, III B25G 1/102
81/20

OTHER PUBLICATIONS

Chiropractic Adjusting Tool, website copyright 2016, http://www.carelinemedical.com/...jw26C9BRCOrKeYgJH17kcSJACb-HNAqBBtzK4Sr5tpdD2No_KLx6Meq4atp74ubsxLdbowhoCAxLw_wcB, [site visited Aug. 8, 2016 9:18:39 PM].*

* cited by examiner

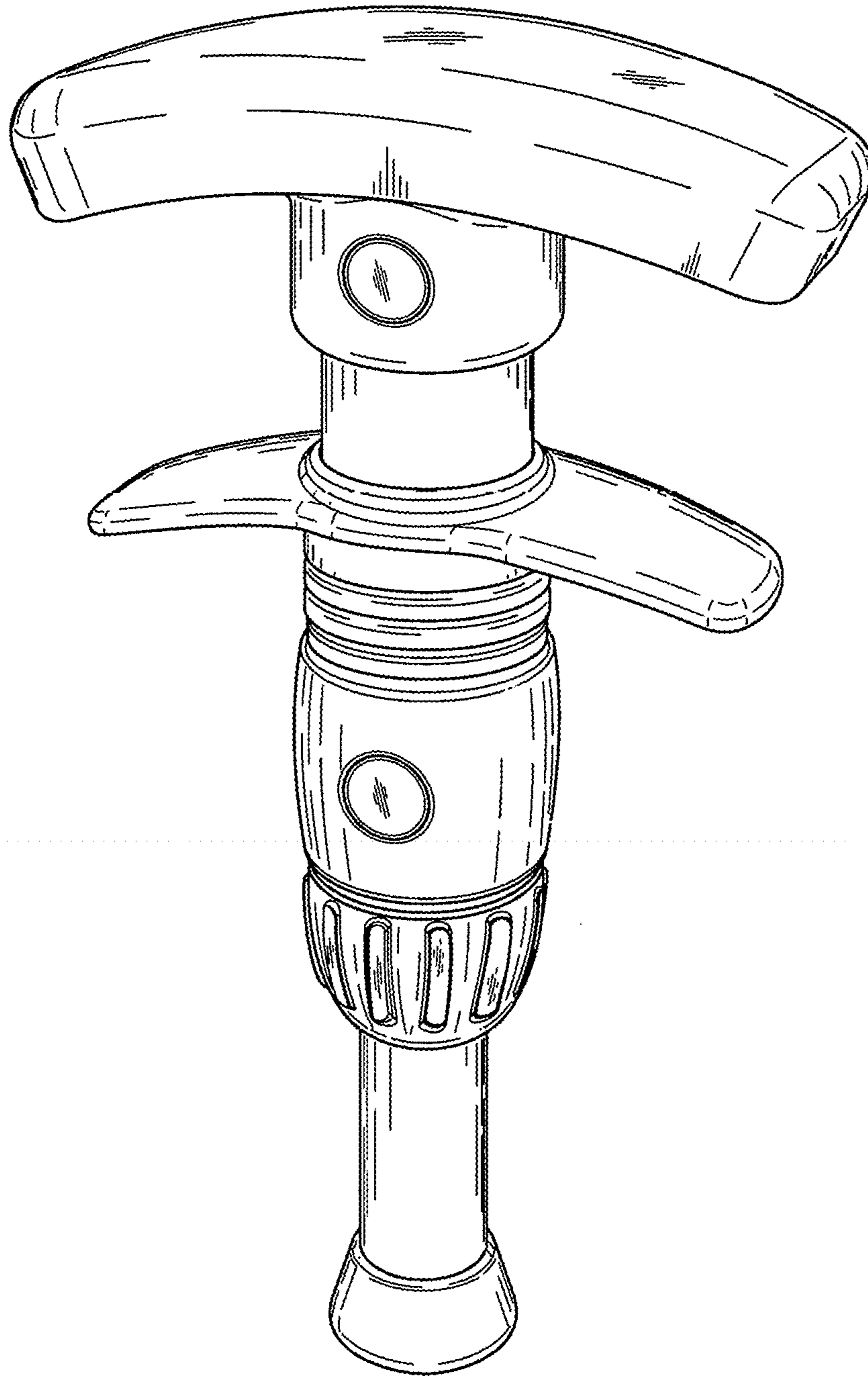


FIG. 1

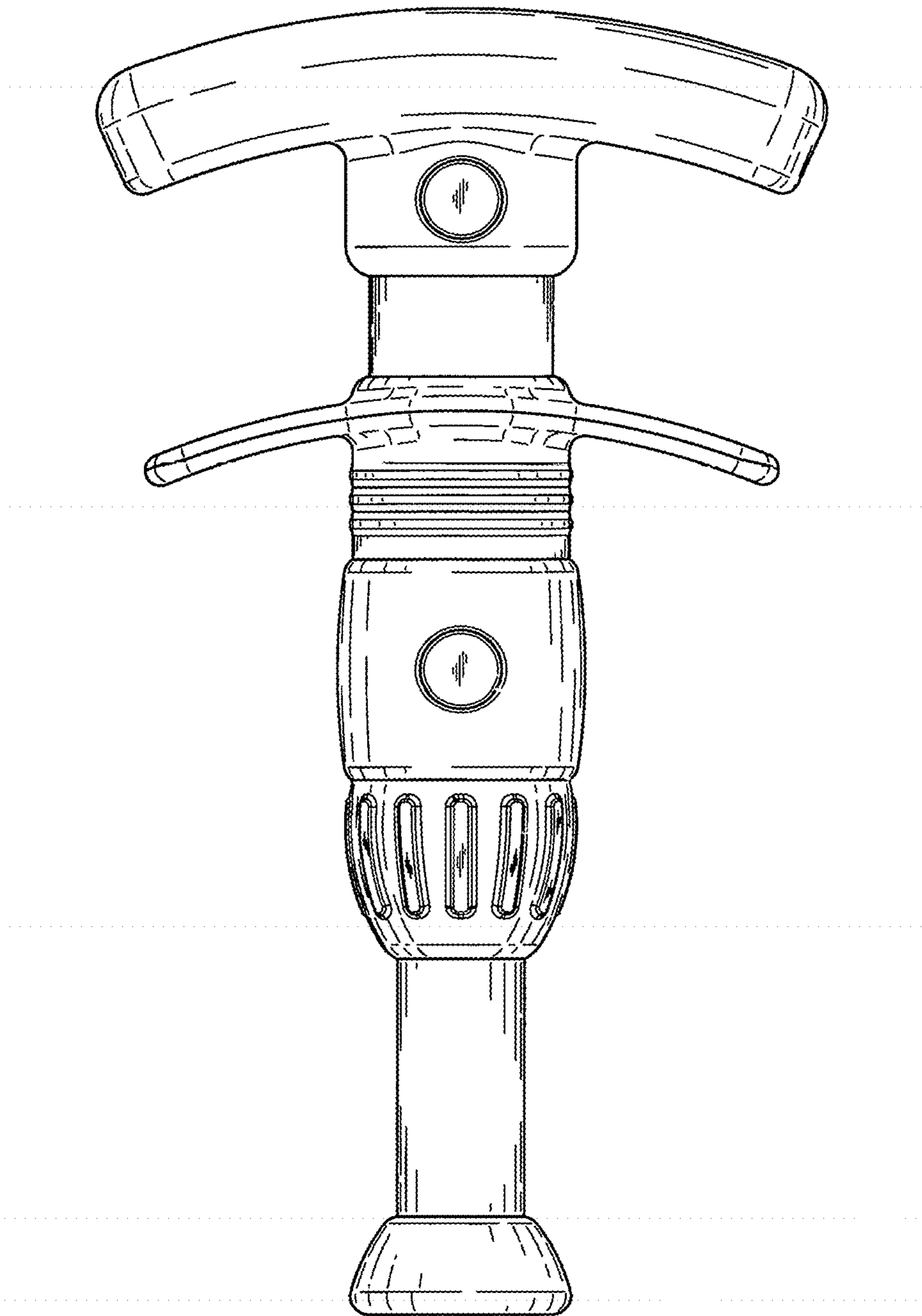


FIG. 2

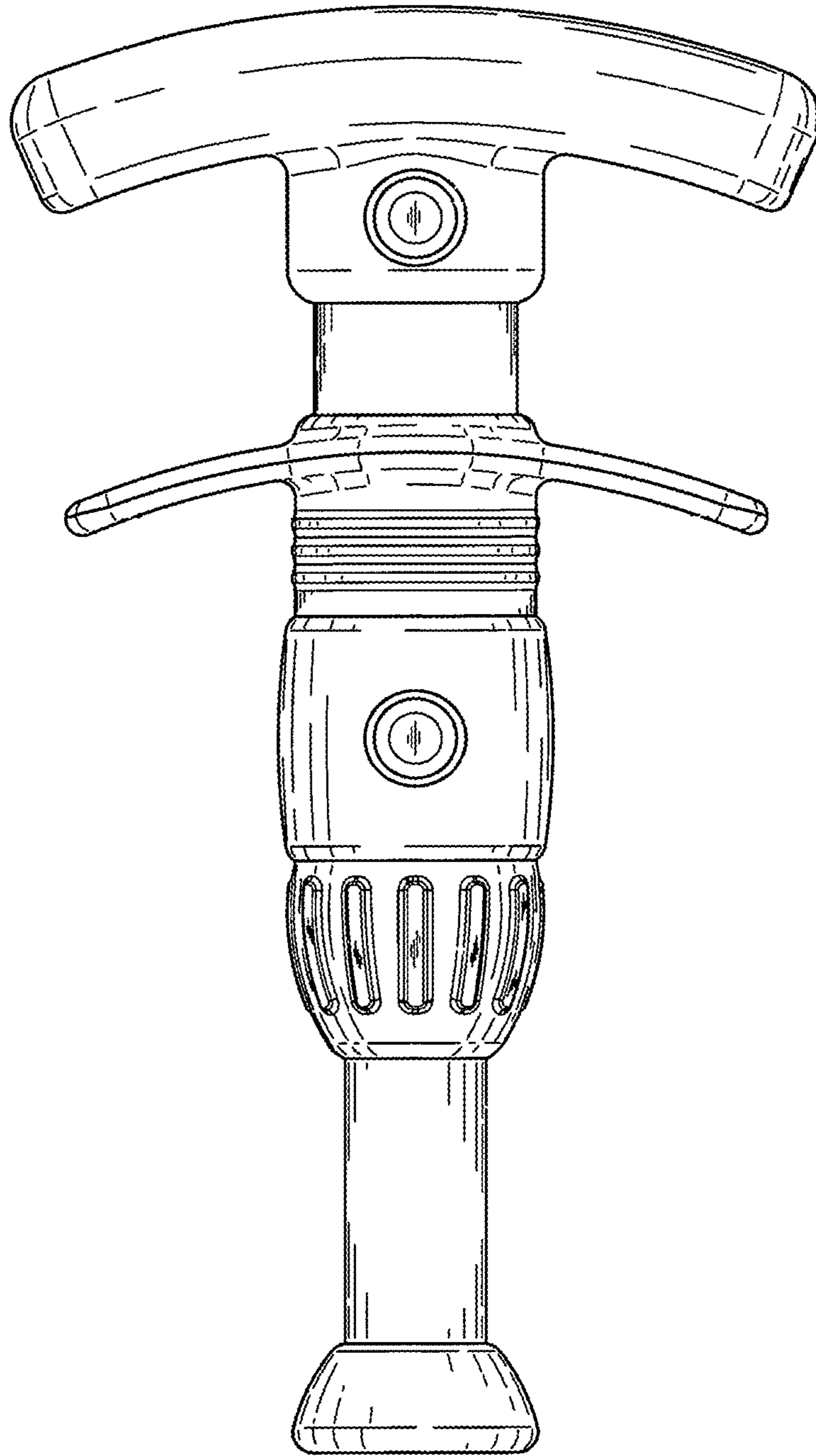


FIG. 3




FIG. 4

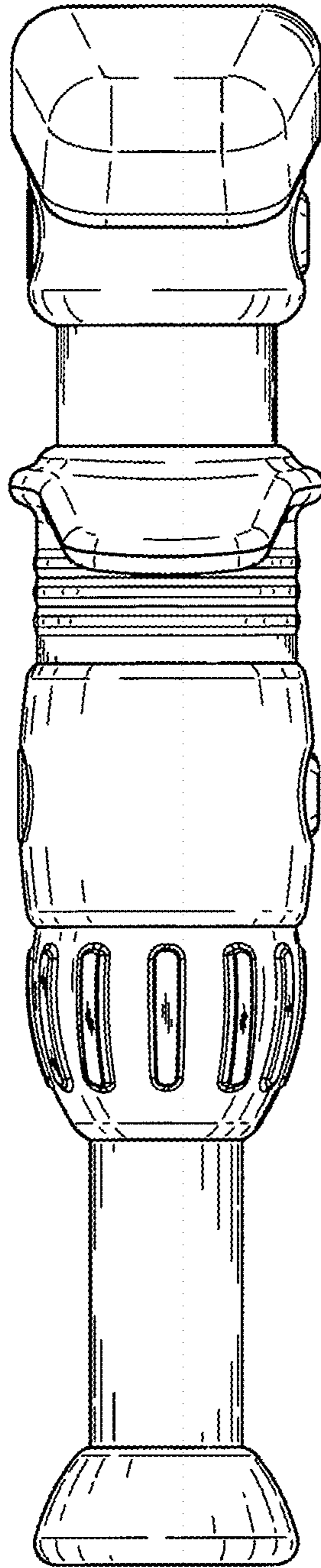


FIG. 5

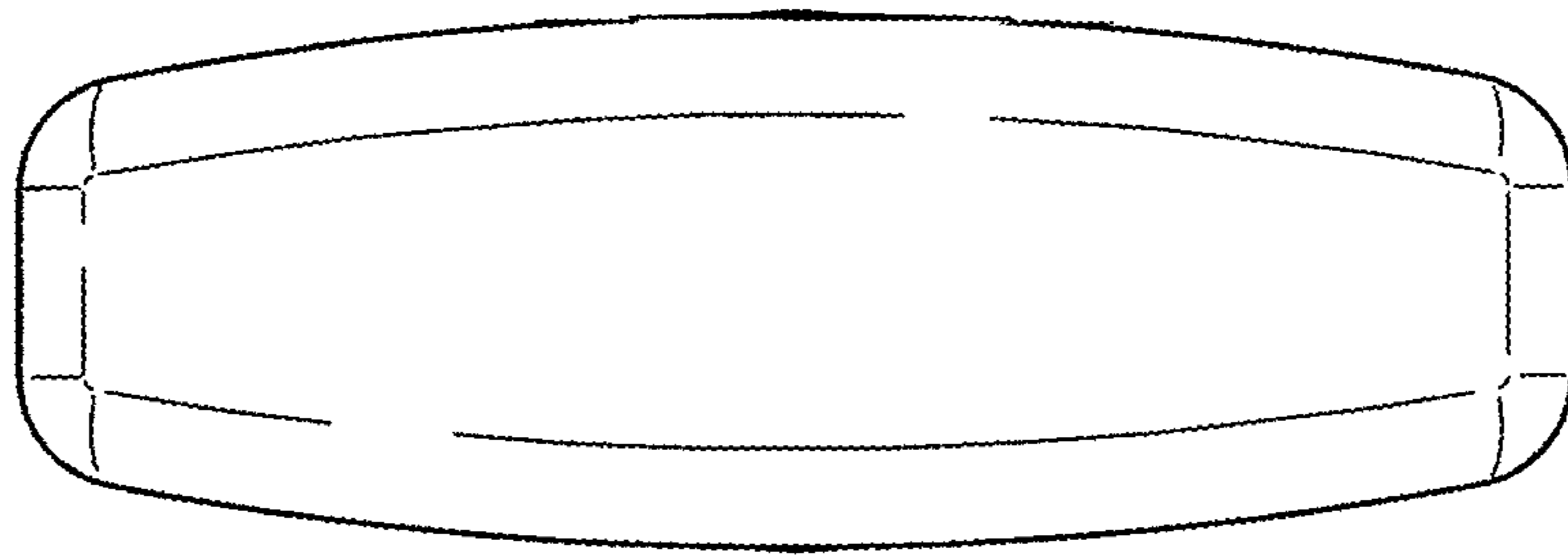


FIG. 6

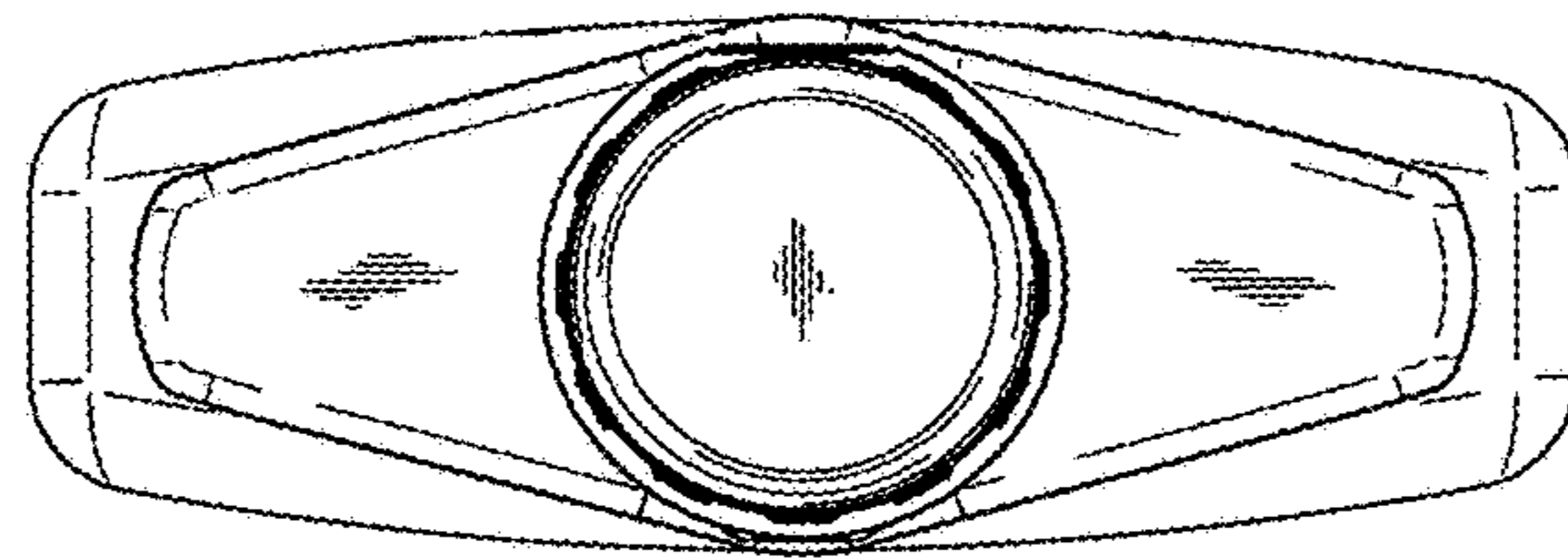


FIG. 7