



US00D804574S

(12) **United States Design Patent**
McGinn

(10) **Patent No.:** **US D804,574 S**
(45) **Date of Patent:** **** Dec. 5, 2017**

(54) **COLOR PALETTE BOOKLET**

(71) Applicant: **3form, LLC**, Salt Lake City, UT (US)

(72) Inventor: **Michael McGinn**, Brooklyn, NY (US)

(73) Assignee: **3FORM, LLC**, Salt Lake City, UT (US)

(**) Term: **15 Years**

(21) Appl. No.: **29/559,202**

(22) Filed: **Mar. 25, 2016**

(51) **LOC (10) Cl.** **19-02**

(52) **U.S. Cl.**
USPC **D19/112**

(58) **Field of Classification Search**

USPC D10/64; D19/37, 40, 112
CPC ... B44D 3/003; B44D 3/02; G01J 3/52; G03F 3/101; G09B 19/0023; G09F 5/00; G09F 5/02; G09F 5/04

See application file for complete search history.

(56) **References Cited**

U.S. PATENT DOCUMENTS

938,675	A *	11/1909	Lorenz	B65D 85/305 206/201
1,295,956	A *	3/1919	Berson	B44D 3/02 206/1.7
2,121,246	A *	6/1938	Gordon	G09F 5/042 434/367
2,300,360	A *	10/1942	Remmers	G01J 3/526 434/79
2,738,606	A *	3/1956	Klein	B44D 3/02 206/1.7
2,917,836	A *	12/1959	Isay	G01J 3/52 356/419
3,000,113	A *	9/1961	Olson	G09F 5/04 211/168
3,184,071	A *	5/1965	Delaire	B65D 11/22 211/74
3,559,306	A *	2/1971	Winans	G09F 5/04 434/79

(Continued)

Primary Examiner — Elizabeth Albert

(74) *Attorney, Agent, or Firm* — Workman Nydegger

(57) **CLAIM**

The ornamental design for a color palette booklet, as shown and described.

DESCRIPTION

FIG. 1 is a front perspective view of a color palette booklet in an open position;

FIG. 2 is a front elevational view thereof in the open position;

FIG. 3 is a left elevational view thereof in the open position;

FIG. 4 is a right elevational view thereof in the open position;

FIG. 5 is a top plan view thereof in the open position;

FIG. 6 is a bottom plan view thereof in the open position;

FIG. 7 is a rear elevational view thereof in the open position;

FIG. 8 is another front perspective view thereof in the open position showing a color swatch removed from the booklet;

FIG. 9 is a front perspective view thereof in a closed position;

FIG. 10 is a front elevational view thereof in the closed position;

FIG. 11 is a left elevational view thereof in the closed position;

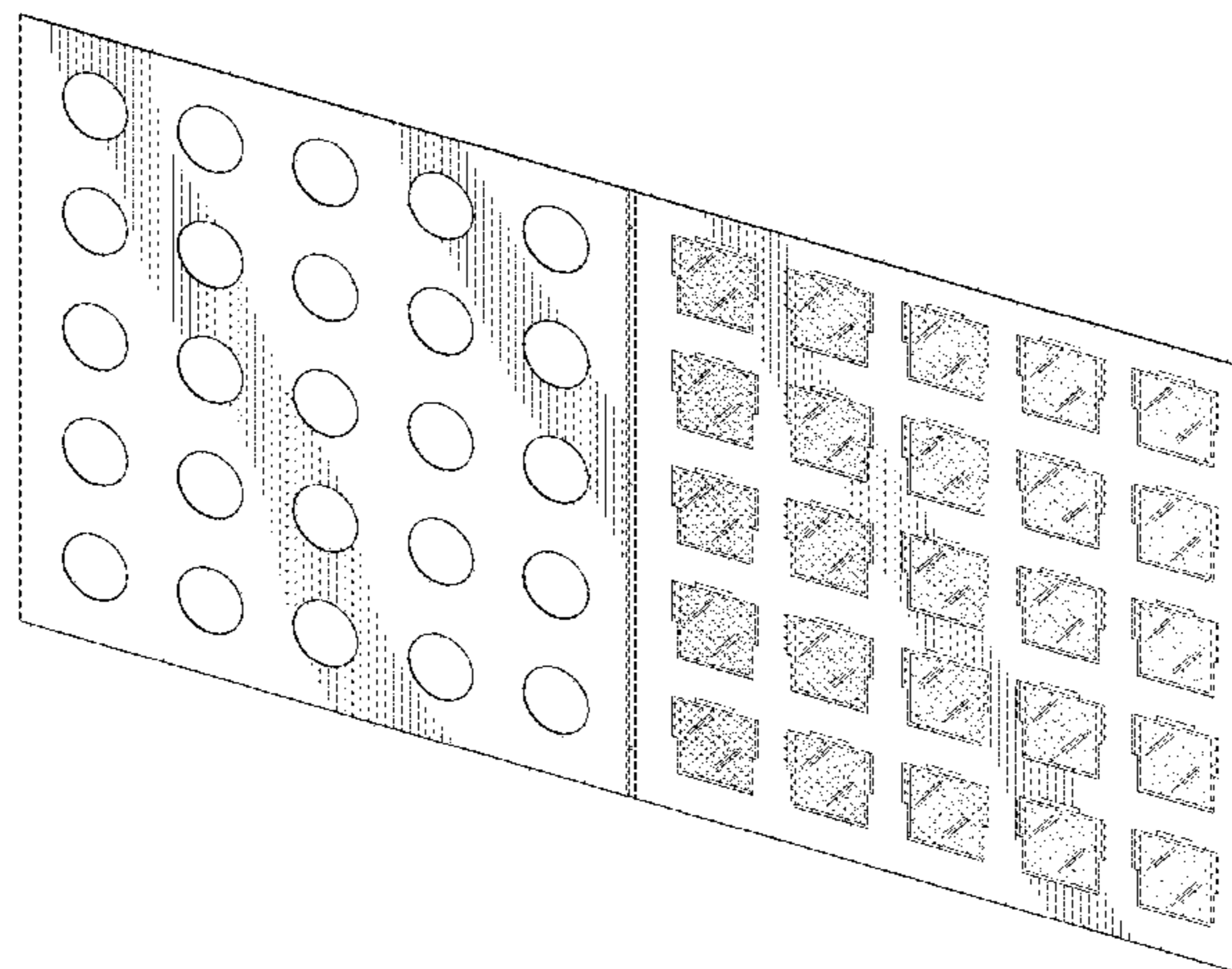
FIG. 12 is a right elevational view thereof in the closed position;

FIG. 13 is a top plan view thereof in the closed position;

FIG. 14 is a bottom plan view thereof in the closed position; and,

FIG. 15 is a rear elevational view thereof in the closed position.

1 Claim, 7 Drawing Sheets



(56)

References Cited

U.S. PATENT DOCUMENTS

3,776,373 A * 12/1973 Mullen F16K 27/00
 206/305
 4,457,718 A * 7/1984 Lerner B44C 1/172
 206/472
 4,458,435 A * 7/1984 Ackerman G09F 5/04
 40/405
 4,899,886 A * 2/1990 Johansen A47F 1/126
 206/39.4
 4,909,632 A * 3/1990 Simpson A61B 5/0075
 283/114
 4,992,050 A * 2/1991 Edwards G01J 3/52
 206/37
 4,998,355 A * 3/1991 Greene B25H 7/00
 33/194
 D346,337 S * 4/1994 Carey D10/64
 6,132,684 A * 10/2000 Marino B01L 9/06
 211/74
 D484,911 S * 1/2004 Gorman D19/40
 6,893,265 B2 * 5/2005 Sadka G09B 11/00
 434/236
 D551,038 S * 9/2007 Evaimalo D7/708
 8,215,479 B2 * 7/2012 Willms B42F 5/00
 206/0.8
 D709,718 S * 7/2014 Snyder D6/682.4
 D712,205 S * 9/2014 Yoder D7/600.1
 8,851,306 B2 * 10/2014 Spurr A47B 46/005
 211/117
 9,488,526 B2 * 11/2016 Vets B44D 3/003
 2014/0127646 A1 * 5/2014 Schauffler G01J 3/52
 434/81

* cited by examiner

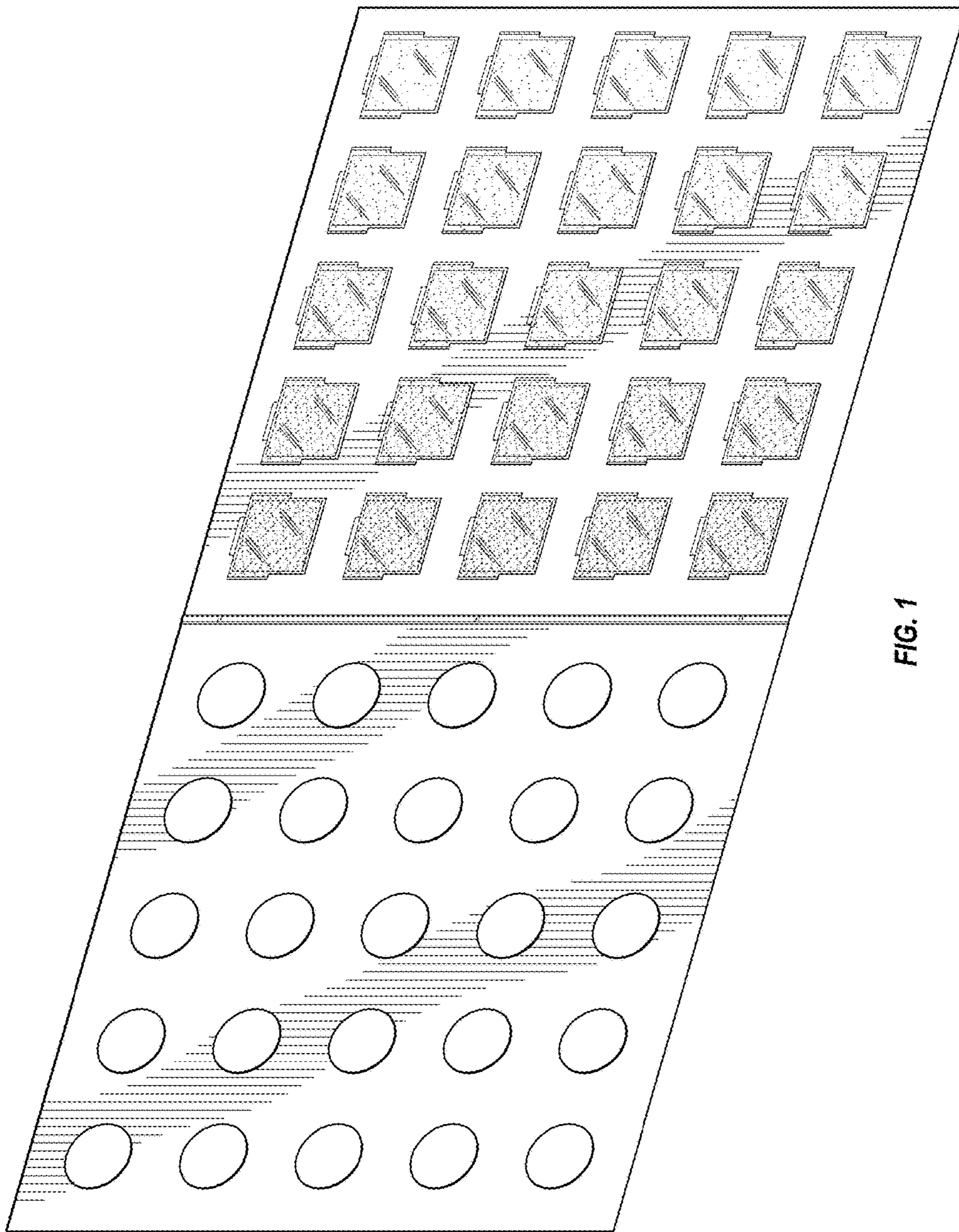


FIG. 1

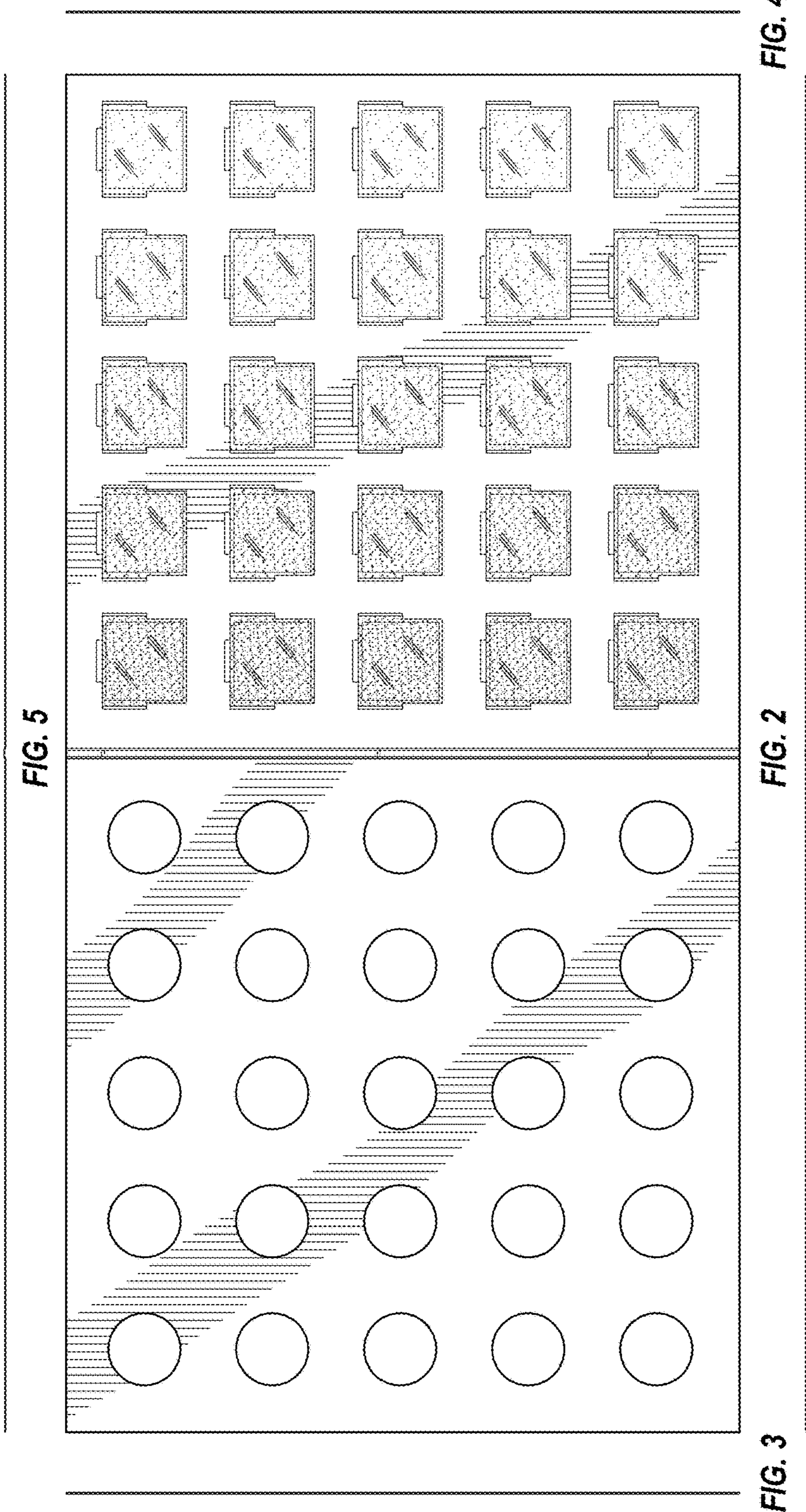


FIG. 5

FIG. 2

FIG. 6

FIG. 3

FIG. 4

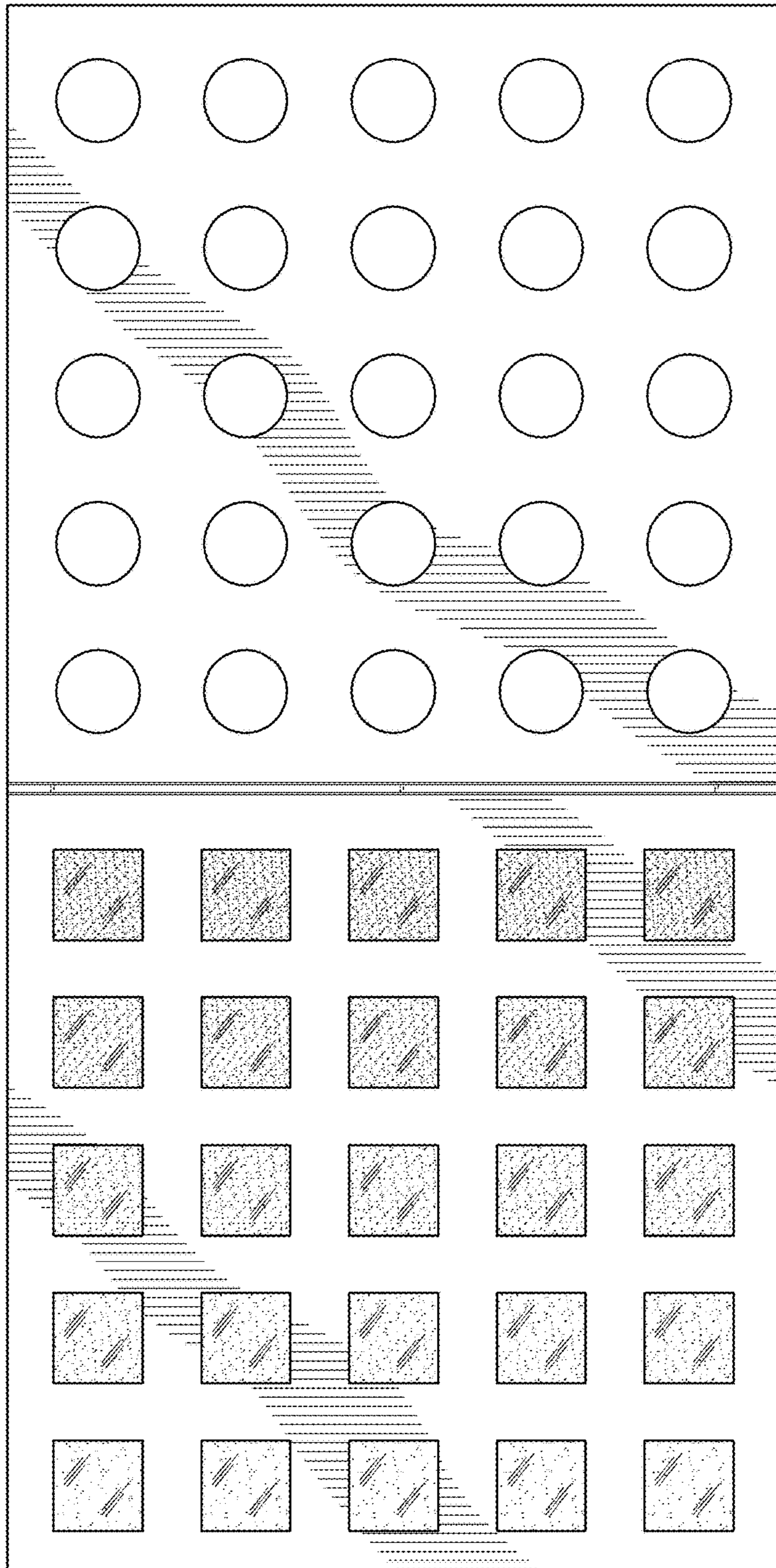


FIG. 7

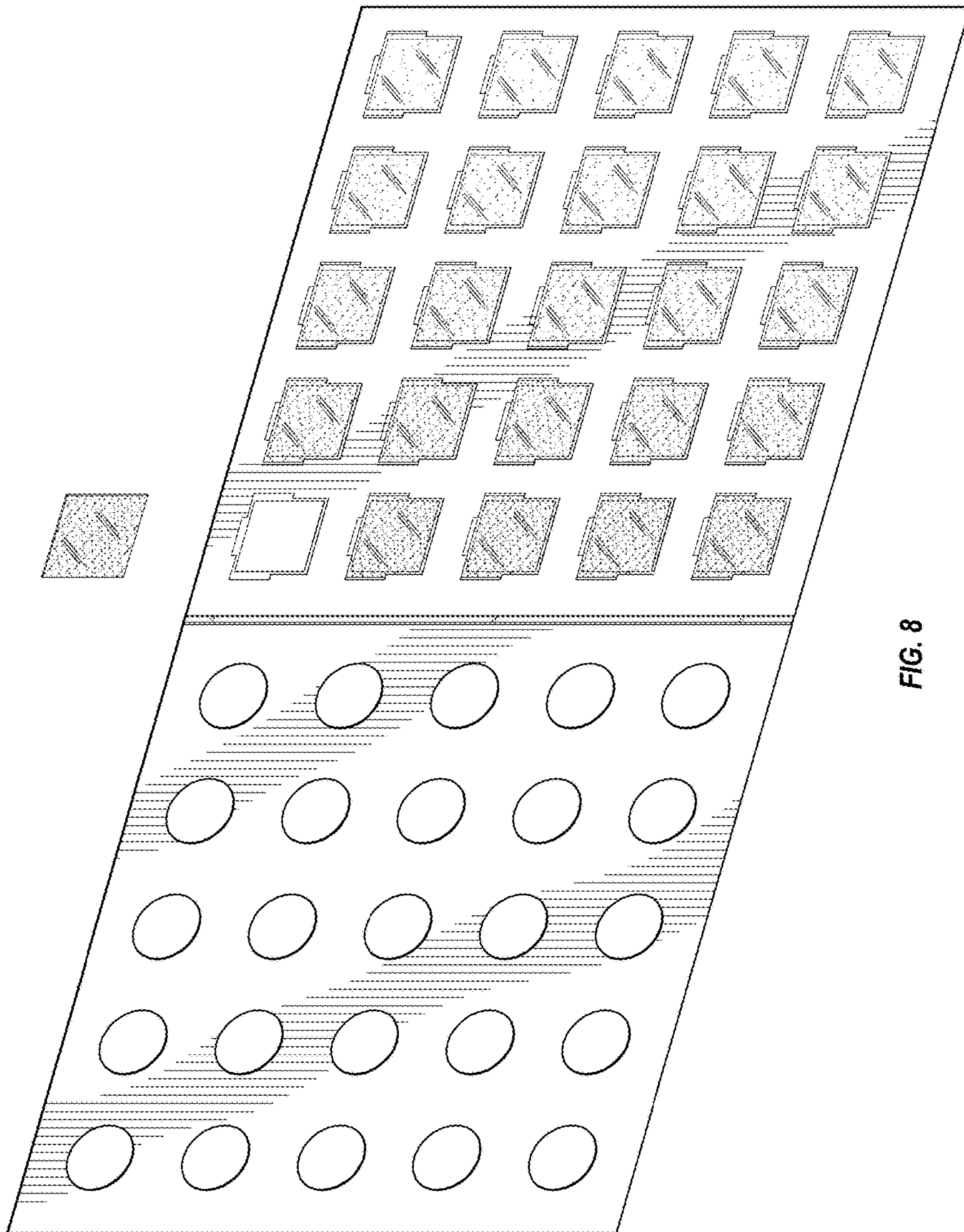


FIG. 8

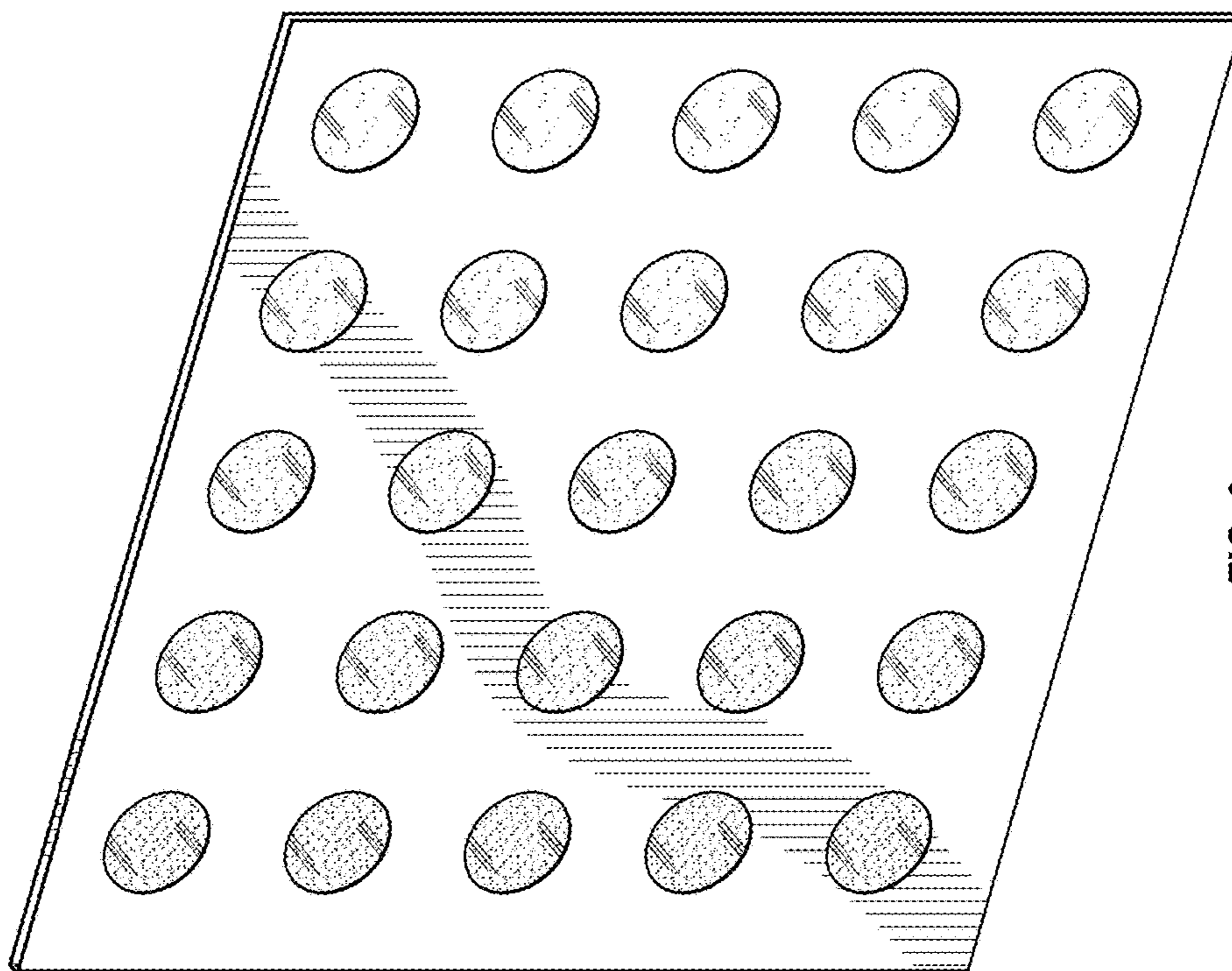


FIG. 9

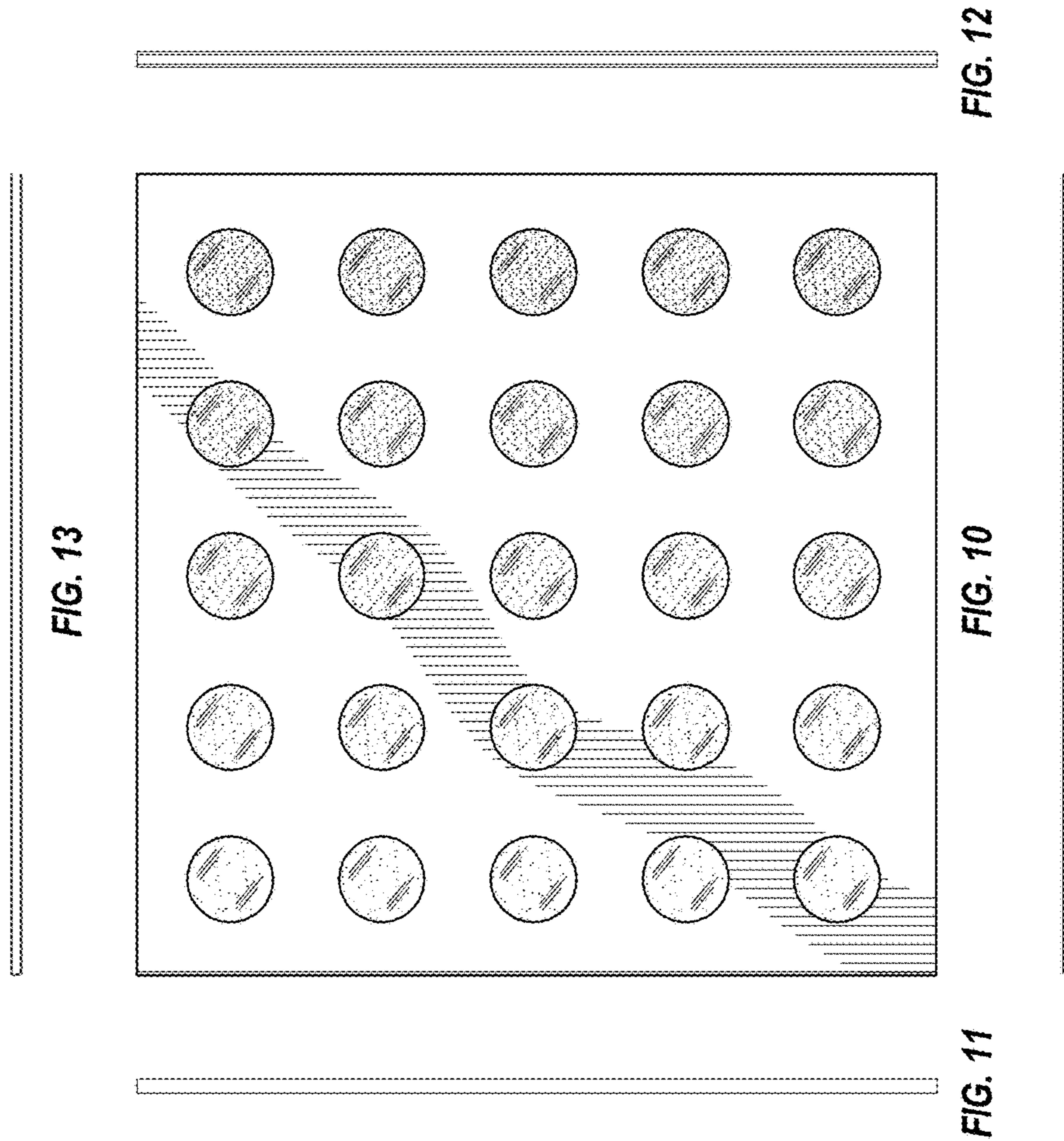


FIG. 13

FIG. 12

FIG. 10

FIG. 11

FIG. 14

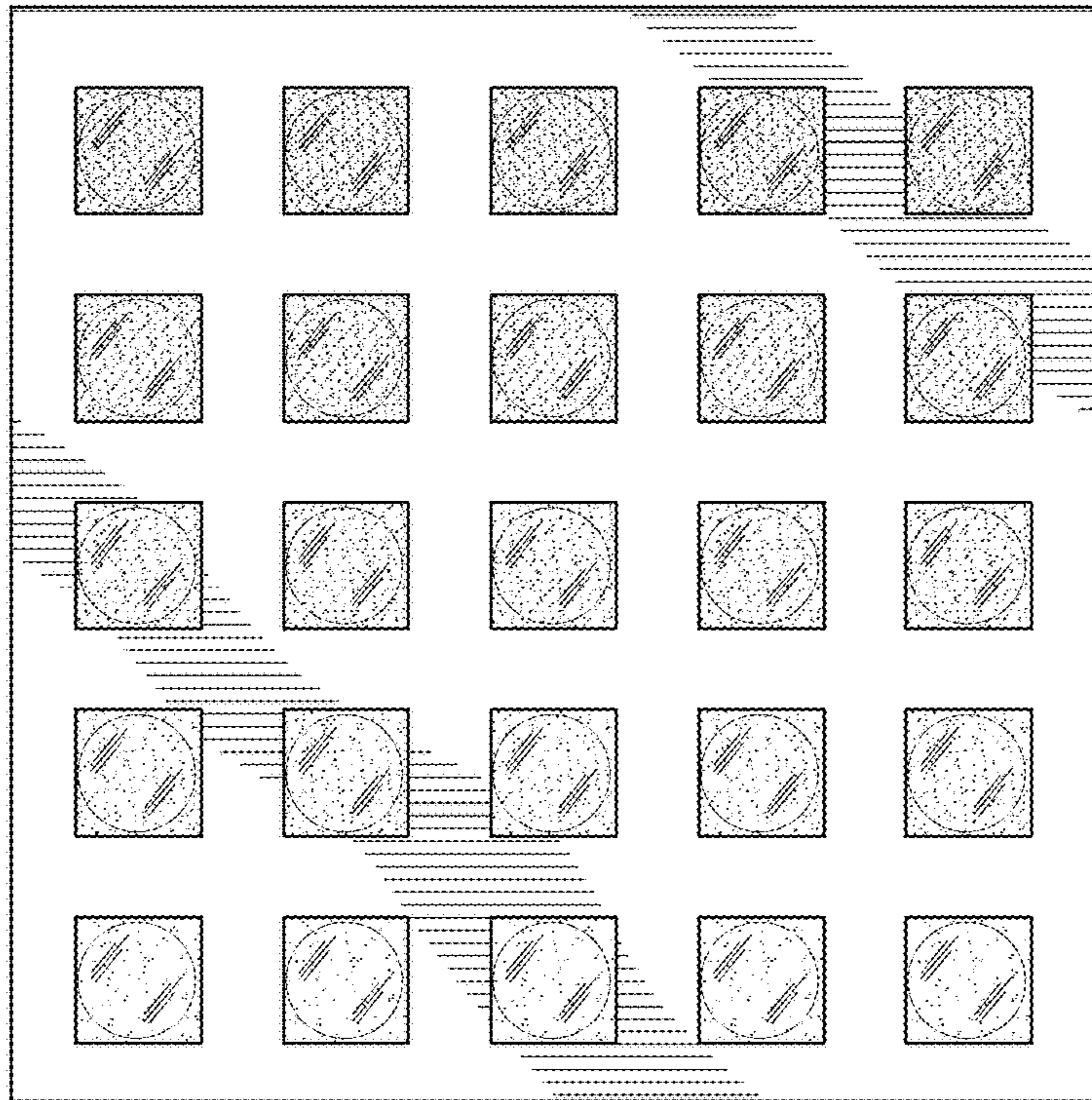


FIG. 15