



US00D804566S

(12) **United States Design Patent** (10) **Patent No.:** **US D804,566 S**
Wilczynski (45) **Date of Patent:** **** Dec. 5, 2017**

(54) **GUITAR BODY**

FOREIGN PATENT DOCUMENTS

(71) Applicant: **WIL-CHEN-ZQUI DESIGN, LLC**,
San Mateo, CA (US)

EP 1164573 A2 * 12/2001 G10D 1/085

(72) Inventor: **Paul Wilczynski**, Vallejo, CA (US)

OTHER PUBLICATIONS

(73) Assignee: **Wil-Chen-Zqui Design, LLC**, San
Mateo, CA (US)

Studio California, New Fender Jazzmaster Build, posted in 2013,
[online], [site visited on Sep. 12, 2017]. Available from Internet,
URL: <http://studio-california.com/artwork/3283692-After-Binding-and-Purfling-are-Leveled-with-Top-Body-is-Sealed-for-Paint.html>
(Year: 2013).*

(**) Term: **15 Years**

(21) Appl. No.: **29/577,100**

* cited by examiner

(22) Filed: **Sep. 9, 2016**

(51) **LOC (10) Cl.** **17-03**

(52) **U.S. Cl.**
USPC **D17/20**

Primary Examiner — Sheryl Lane

Assistant Examiner — Samantha N Wood

(74) *Attorney, Agent, or Firm* — Dergosits & Noah LLP

(58) **Field of Classification Search**
USPC D17/14–21, 99; D21/324
CPC G10D 1/00; G10D 1/08; G10D 1/085;
G10D 3/00; G10D 3/06; G10D 3/12;
G10D 3/02; G10H 3/00; G10H 3/18;
G10H 3/181

See application file for complete search history.

(57) **CLAIM**

The ornamental design for a guitar body, as shown and
described.

DESCRIPTION

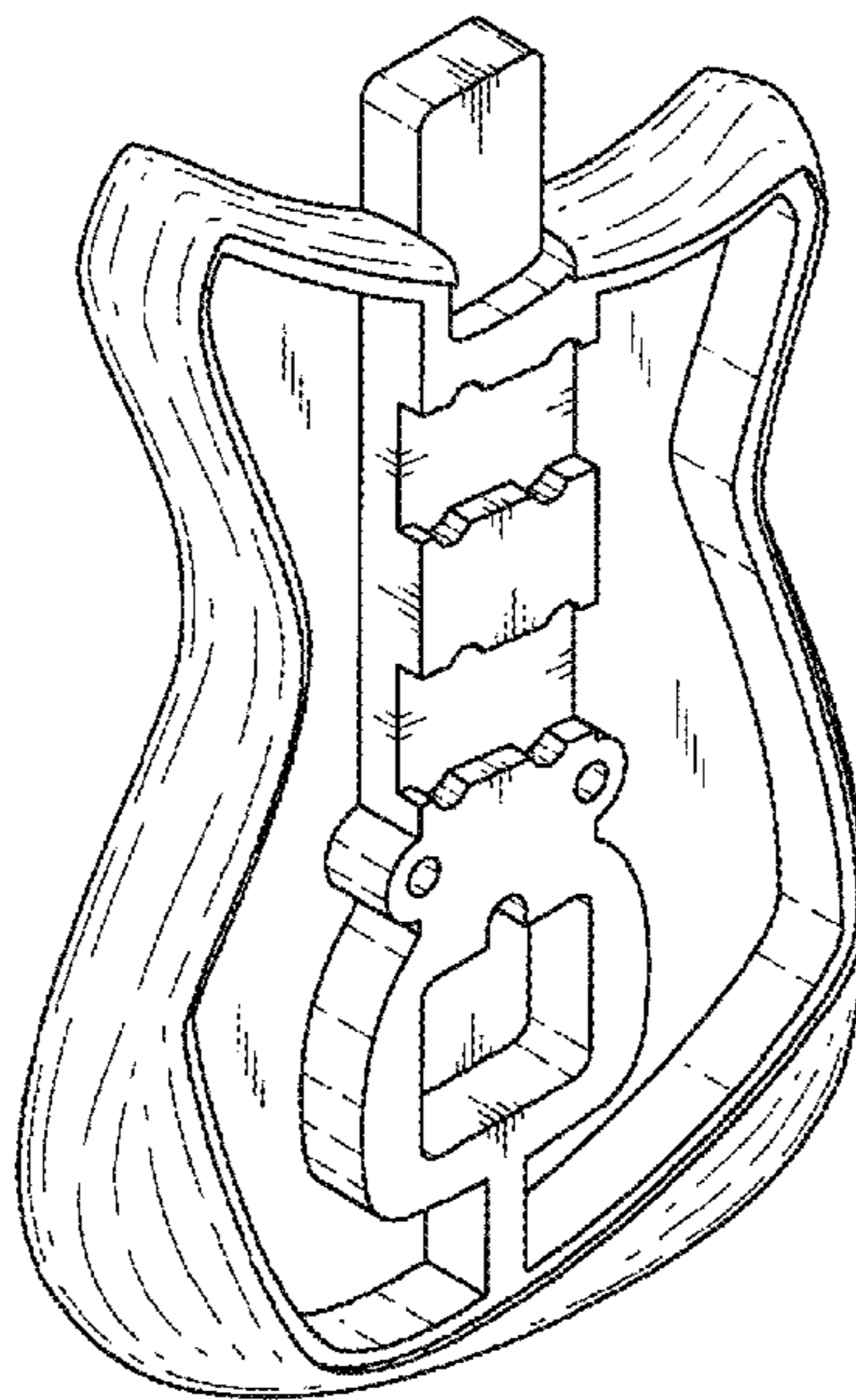
(56) **References Cited**

U.S. PATENT DOCUMENTS

3,251,258	A *	5/1966	Parker	G10D 1/085 150/162
D365,594	S *	12/1995	Devitry-Smith	D17/20
D629,446	S *	12/2010	Andreasen	D17/14
D636,431	S *	4/2011	Harmon	D17/14
D689,920	S *	9/2013	Harmon	D17/20
D748,721	S *	2/2016	Olivares	D17/20
D767,666	S *	9/2016	Wilczynski	D17/20
9,520,108	B1 *	12/2016	Powers	G10D 3/02
2008/0202310	A1 *	8/2008	Coke	G10D 1/085 84/291
2010/0031807	A1 *	2/2010	Fiocco	G10D 1/085 84/743

FIG. 1 is a front perspective view of a guitar body showing
my new design;
FIG. 2 is a front elevational view thereof;
FIG. 3 is a rear elevational view thereof;
FIG. 4 is a left side elevational view thereof;
FIG. 5 is a right side elevational view thereof;
FIG. 6 is a top plan view thereof;
FIG. 7 is a bottom plan view thereof; and,
FIG. 8 is a front elevational view of the guitar body having
a cover and other guitar components.
The broken lines showing portions of the guitar body are
included for the purpose of illustrating environmental struc-
ture and form no part of the claimed design.

1 Claim, 5 Drawing Sheets



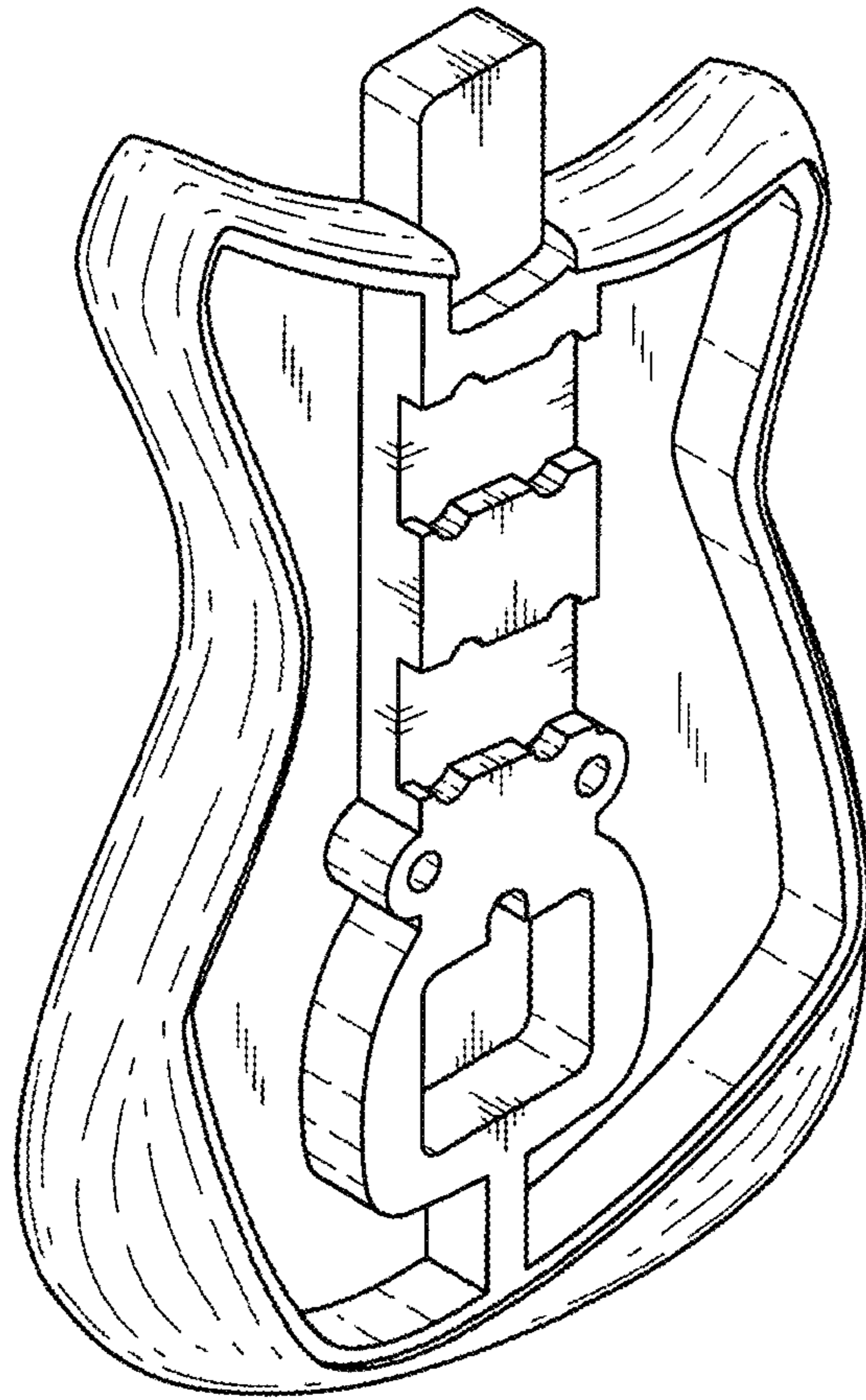


FIG. 1

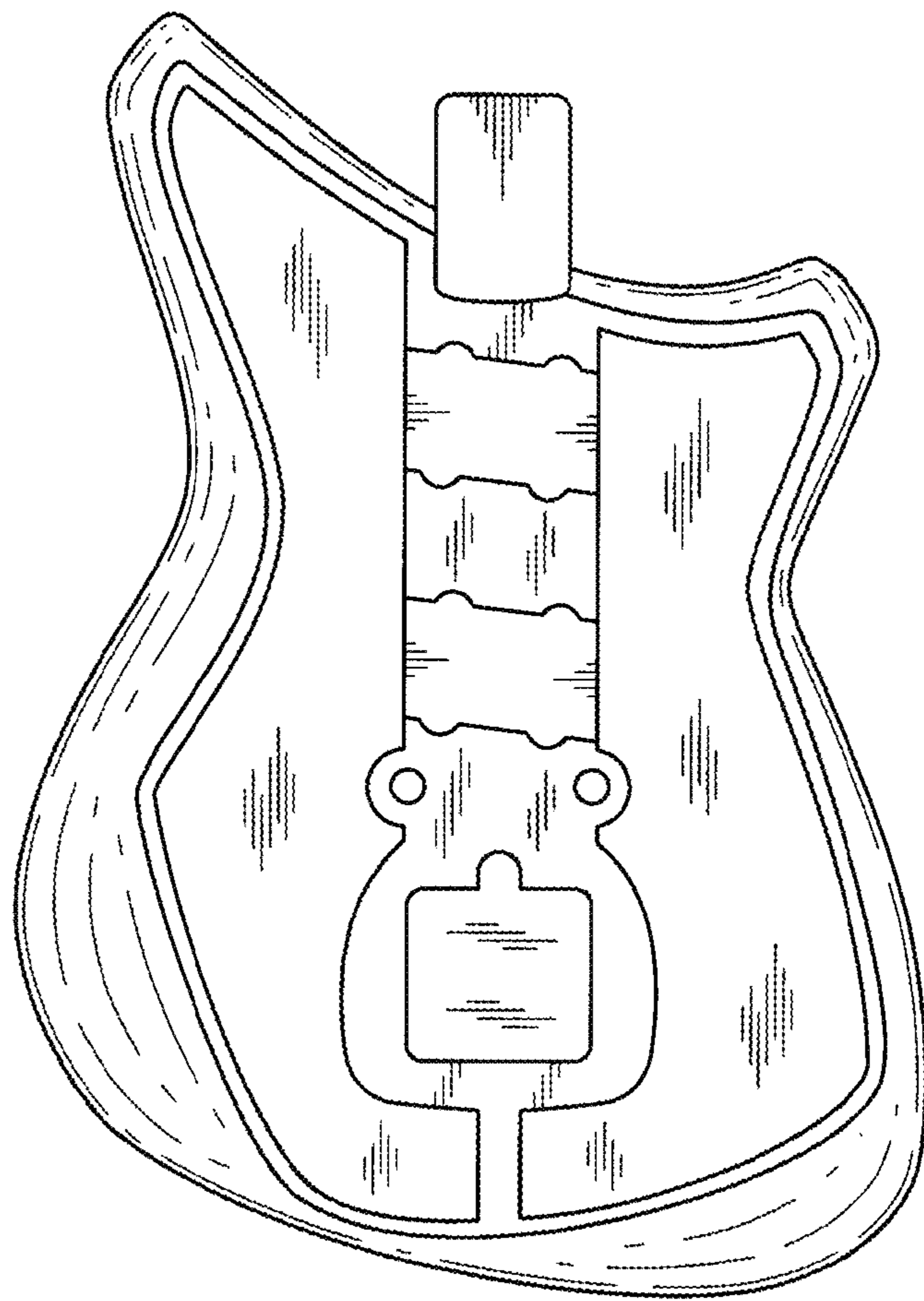


FIG. 2

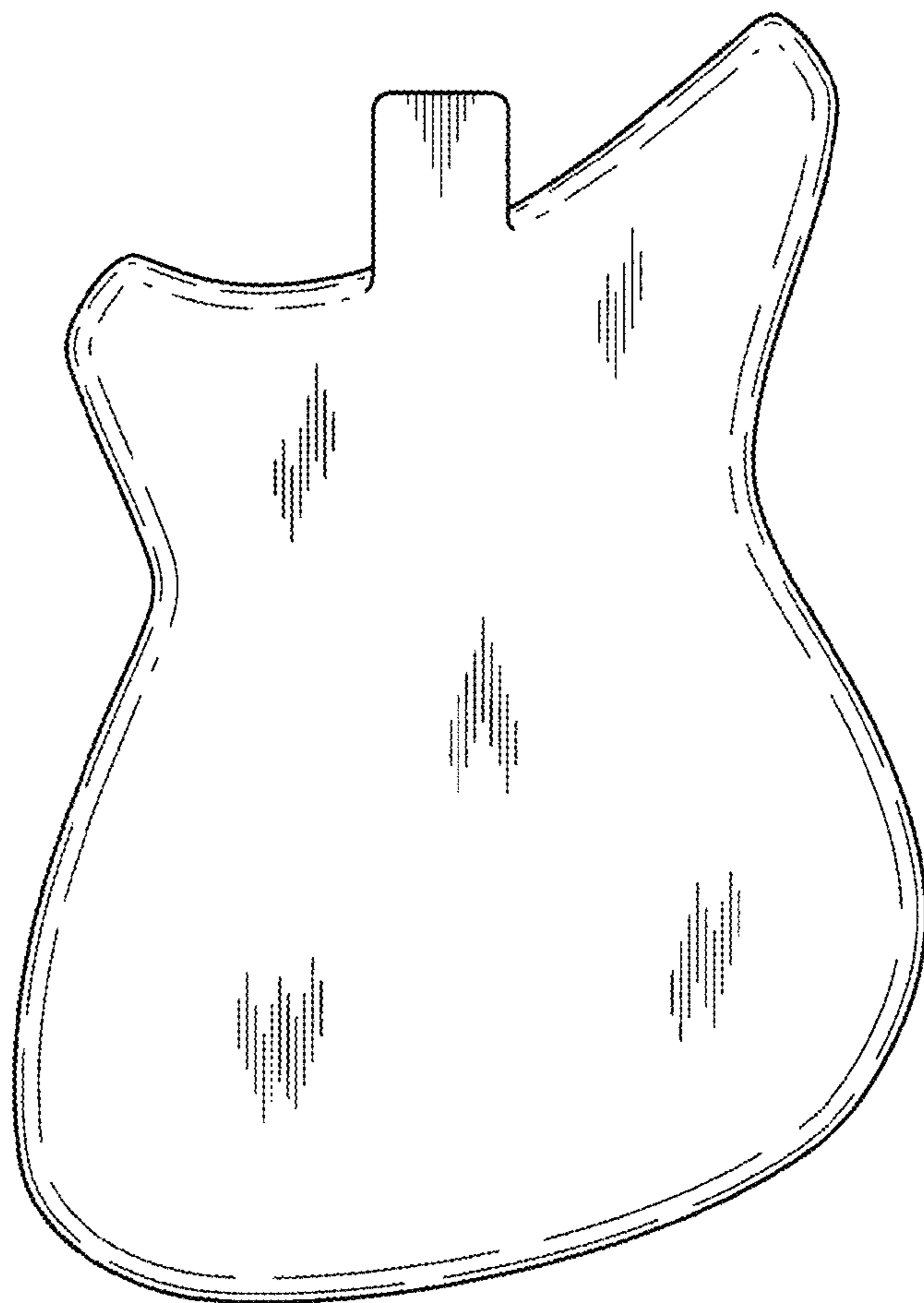


FIG. 3



FIG. 4



FIG. 5

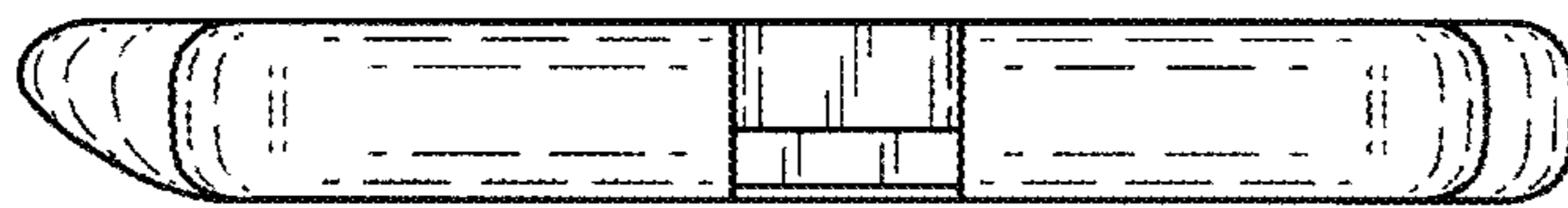


FIG. 6




FIG. 7

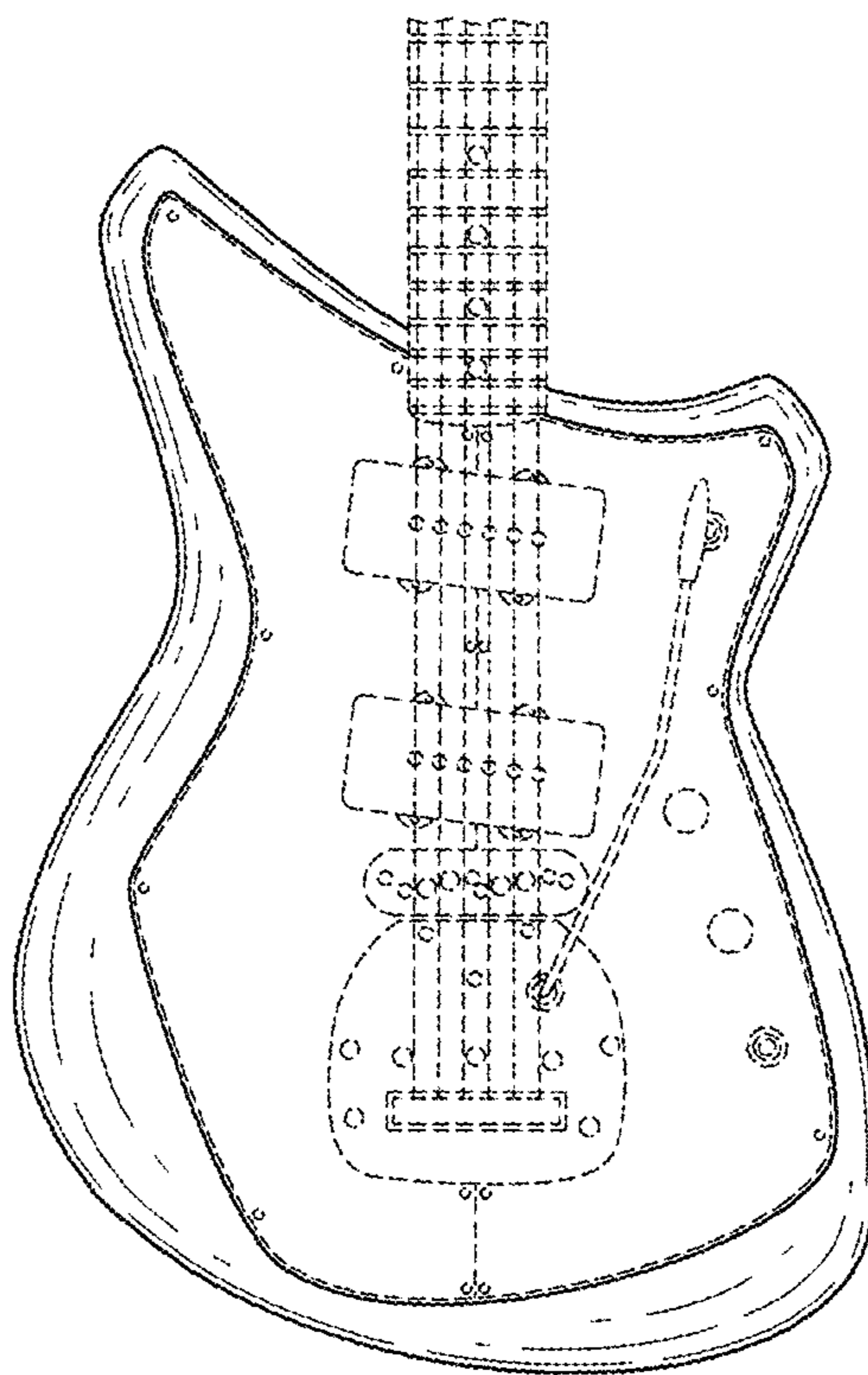


FIG. 8