



US00D804554S

(12) **United States Design Patent**
Landqvist

(10) **Patent No.:** **US D804,554 S**

(45) **Date of Patent:** **** Dec. 5, 2017**

(54) **WELDING FIXTURE**
(71) Applicant: **Roxtec AB**, Karlskrona (SE)
(72) Inventor: **Jörgen Landqvist**, Karlskrona (SE)
(73) Assignee: **Roxtec AB**, Karlskrona (SE)
(**) Term: **15 Years**
(21) Appl. No.: **29/554,751**
(22) Filed: **Feb. 15, 2016**

4,712,779 A * 12/1987 Dearman B23K 37/0408
269/43
D307,535 S * 5/1990 Hsu D8/71
5,285,947 A * 2/1994 Depperman B23K 37/0531
228/49.3
D371,059 S * 6/1996 Howe D8/72
6,222,151 B1 * 4/2001 Ziolkowski B23K 37/0435
219/158
6,648,318 B1 * 11/2003 Oetlinger B23K 37/0435
269/41
D678,372 S * 3/2013 Trussell D15/144
D757,831 S * 5/2016 Landqvist D15/144
2002/0134816 A1 * 9/2002 Chen B23K 31/003
228/103
2003/0062665 A1 * 4/2003 Urlaub B23K 20/10
269/309

(30) **Foreign Application Priority Data**

(Continued)

Aug. 17, 2015 (EM) 002755553-0001
Aug. 17, 2015 (EM) 002755553-0002

Primary Examiner — Patricia Palasik
(74) *Attorney, Agent, or Firm* — Merchant & Gould P.C.

(51) **LOC (10) Cl.** **15-09**
(52) **U.S. Cl.**
USPC **D15/144**
(58) **Field of Classification Search**
USPC D8/29.1, 30, 52; D15/144, 144.1, 144.2
CPC .. B23K 31/02; B23K 37/053; B23K 37/0408;
B23K 37/0452
See application file for complete search history.

(57) **CLAIM**

The ornamental design for a welding fixture, as shown and described.

DESCRIPTION

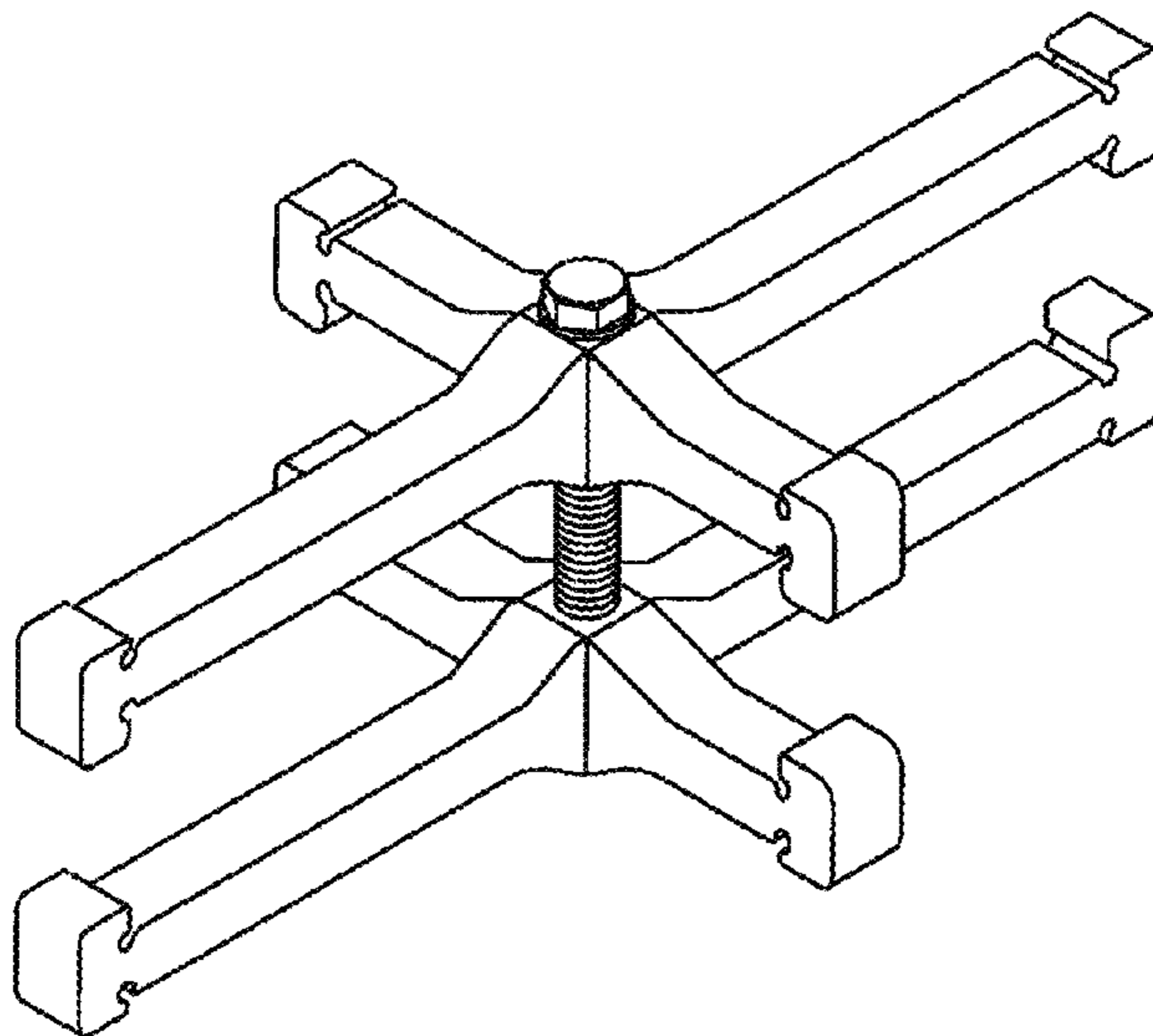
FIG. 1 is a top and side perspective view of a welding fixture according to the present invention.
FIG. 2 is a first side view of the welding fixture of FIG. 1;
FIG. 3 a side view of the welding fixture of FIG. 1 from a direction opposite of that of FIG. 2;
FIG. 4 is a side view of the welding fixture of FIG. 1;
FIG. 5 is a side view of the welding fixture of FIG. 1 from a direction opposite that of FIG. 4;
FIG. 6 is a top view of the welding fixture of FIG. 1; and,
FIG. 7 is a bottom view of the welding fixture of FIG. 1.
The welding fixture can be used as a clamp for holding frame parts together during a welding process.
The broken line in FIG. 7 depicts unclaimed environmental subject matter.

(56) **References Cited**

U.S. PATENT DOCUMENTS

2,227,688 A * 1/1941 Wood B23K 37/0452
269/296
2,328,694 A * 9/1943 Townsley B23K 37/0417
228/46
2,995,357 A * 8/1961 Dennis B25B 11/00
269/218
3,243,094 A * 3/1966 Lucas, Jr. B23K 37/0452
219/125.1
D252,995 S * 9/1979 Tiedemann, Jr. D10/64
4,641,820 A * 2/1987 Gold F16C 13/04
269/289 MR

1 Claim, 4 Drawing Sheets



(56)

References Cited

U.S. PATENT DOCUMENTS

2005/0194362 A1* 9/2005 Eisenhower, Jr. . B23K 37/0452
219/121.63
2008/0303197 A1* 12/2008 Paquette B23K 11/115
269/55
2015/0014395 A1* 1/2015 Lu B23K 37/04
228/44.3
2015/0115017 A1* 4/2015 Harbaugh B23K 37/0408
228/44.3
2015/0204707 A1* 7/2015 Allen G01F 1/662
73/273
2016/0151858 A1* 6/2016 Oh B23K 37/00
219/121.82

* cited by examiner

FIG. 1

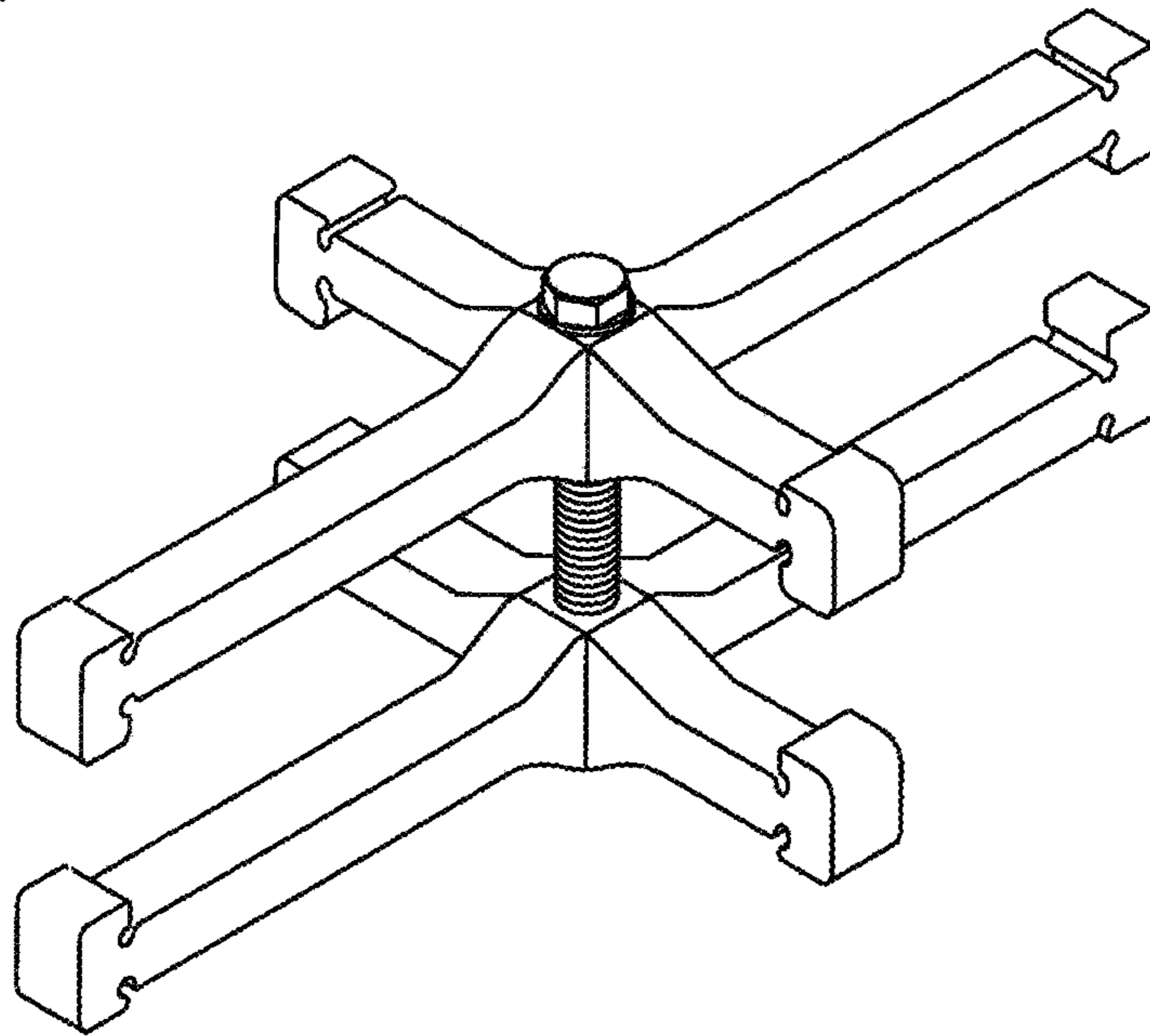


FIG. 2

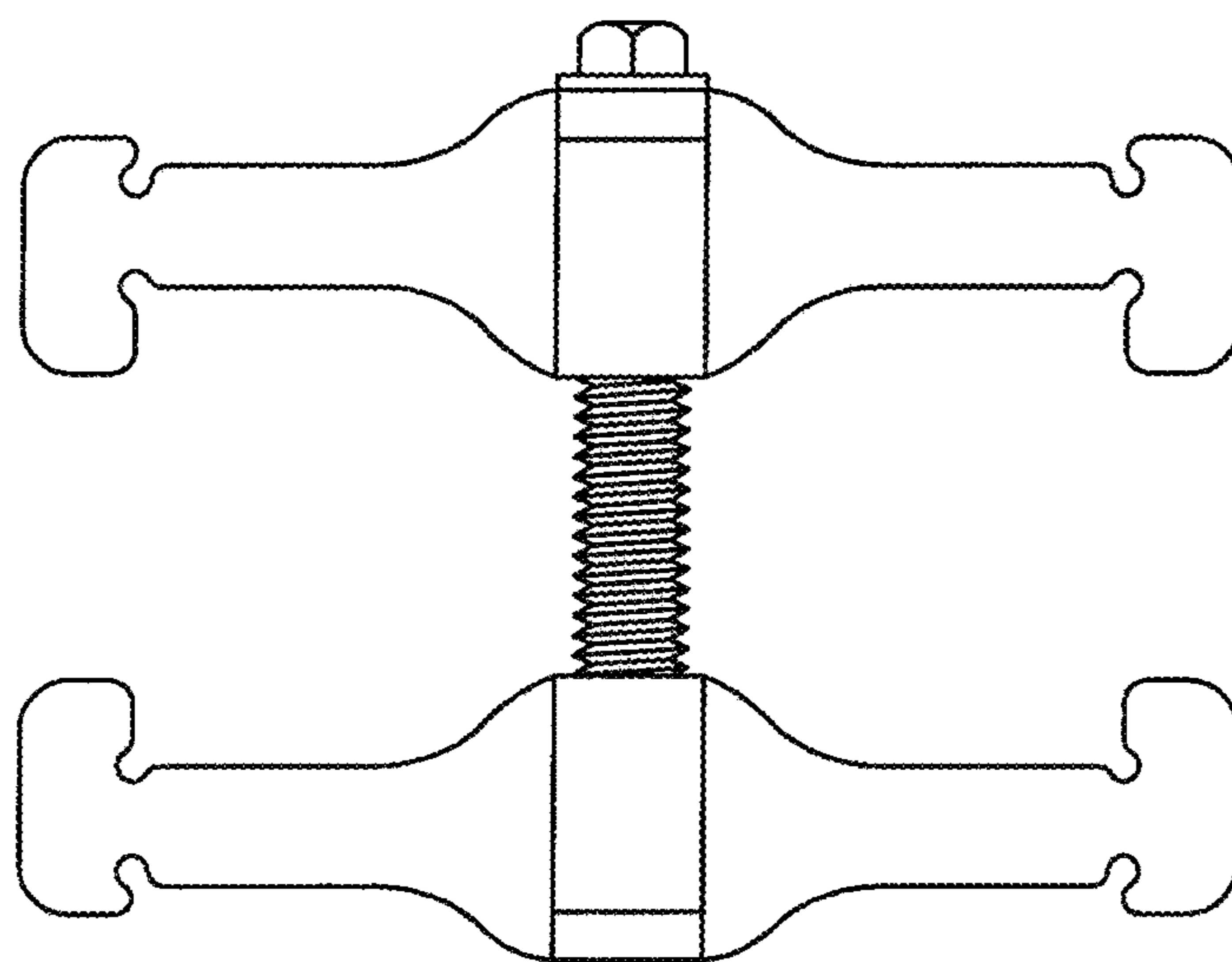


FIG. 3

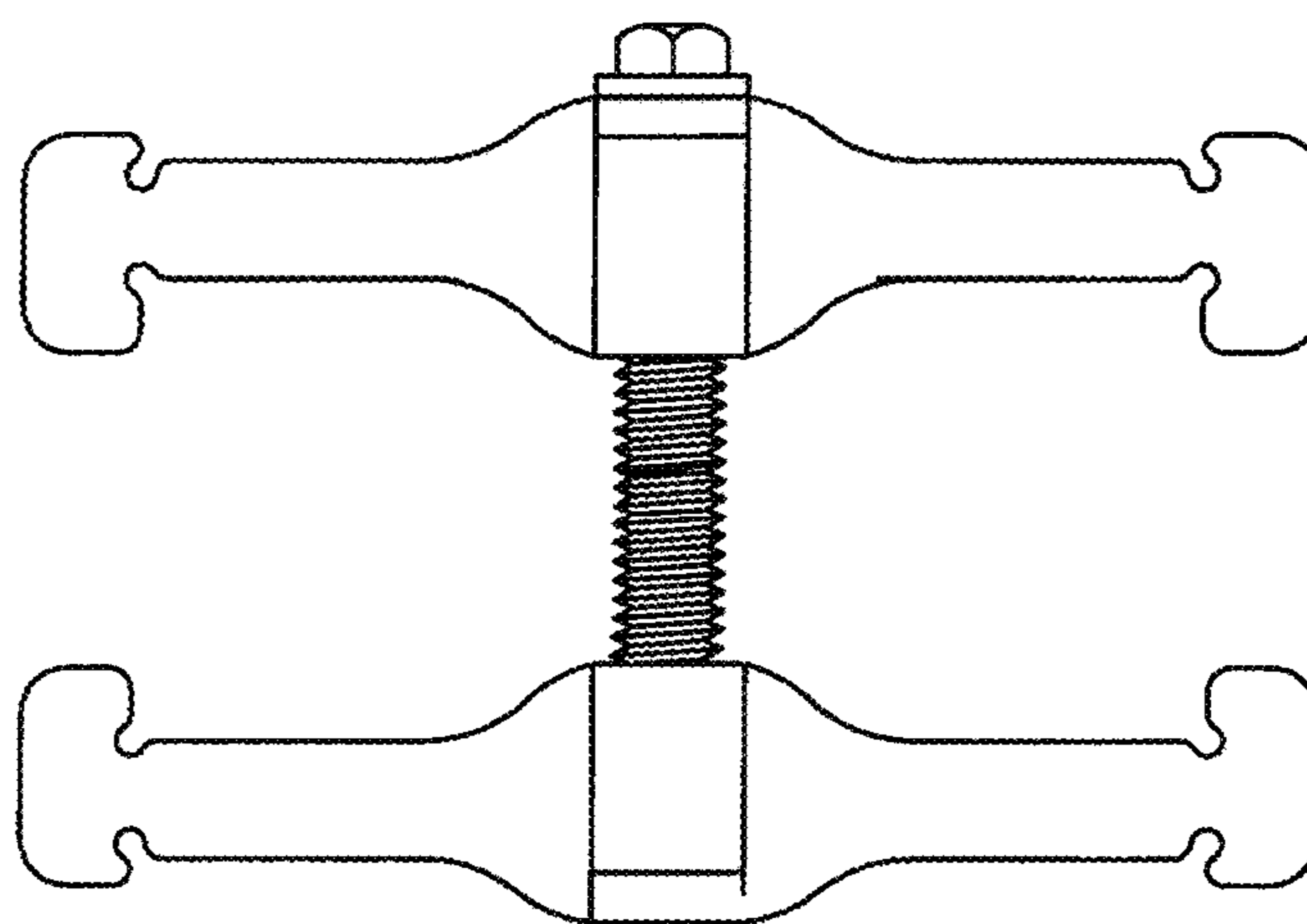


FIG. 4

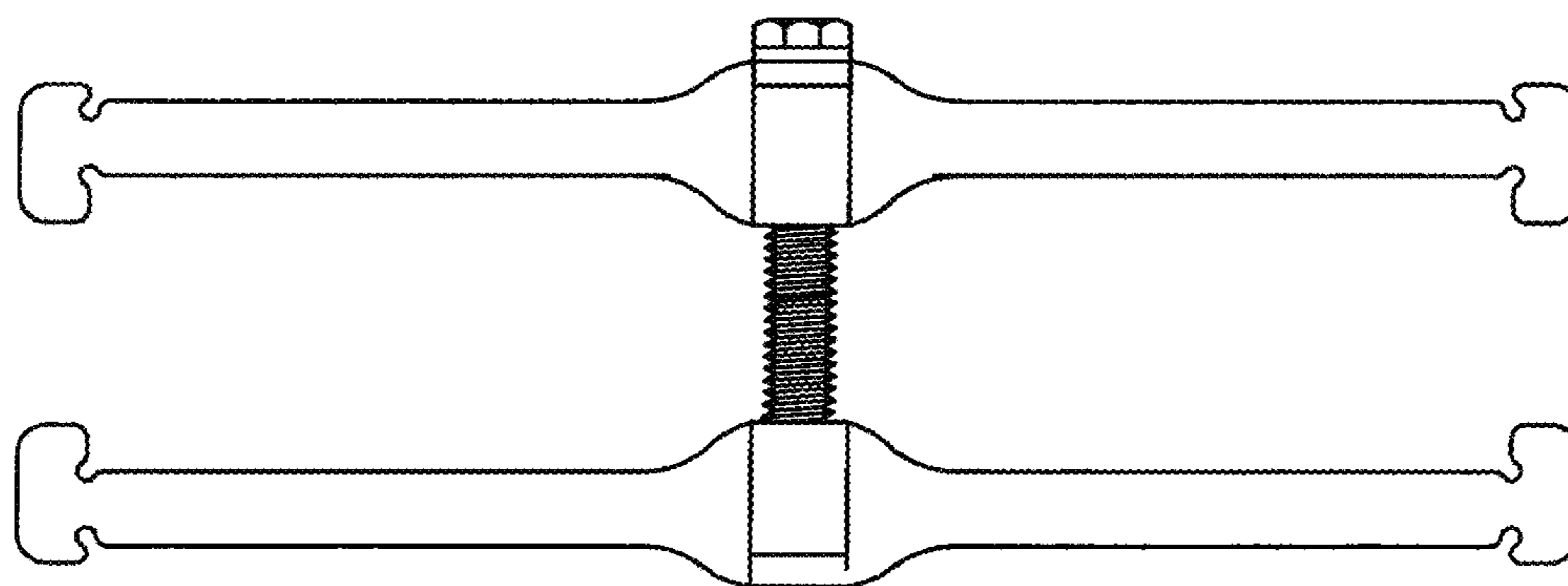


FIG. 5

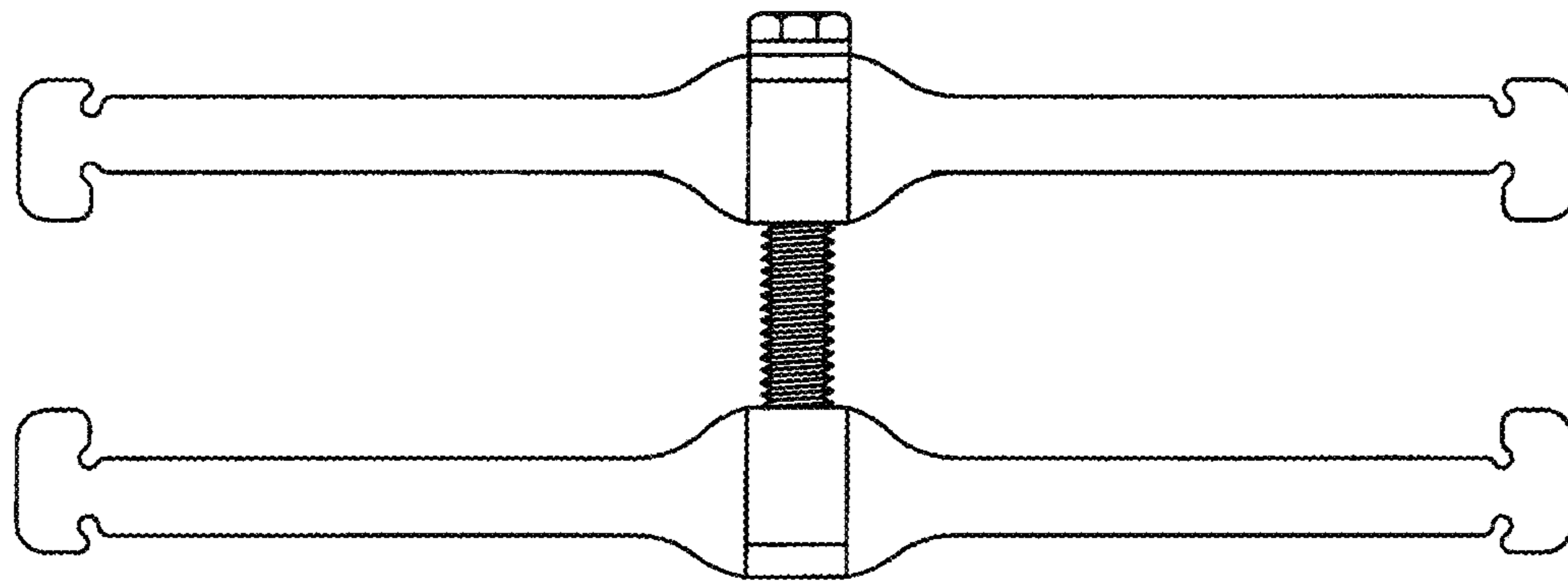


FIG. 6

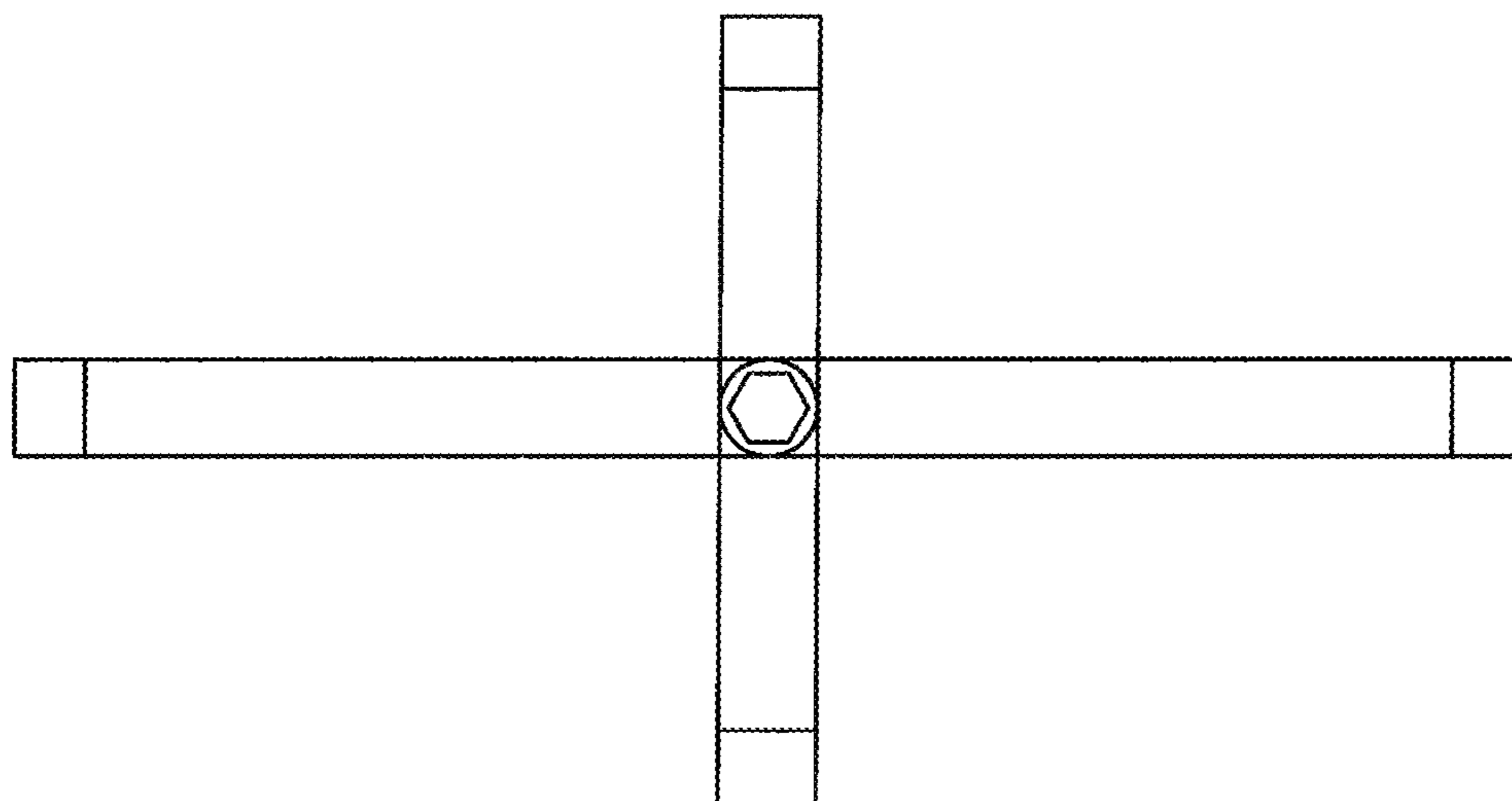


FIG. 7

