



US00D804546S

(12) **United States Design Patent** (10) **Patent No.:** **US D804,546 S**
Richardson (45) **Date of Patent:** **** Dec. 5, 2017**

(54) **SILICONE ICE CUBE TRAY**
(71) Applicant: **Odis Richardson**, Columbia, SC (US)
(72) Inventor: **Odis Richardson**, Columbia, SC (US)
(**) Term: **15 Years**
(21) Appl. No.: **29/583,408**
(22) Filed: **Nov. 4, 2016**
(51) **LOC (10) Cl.** **15-07**
(52) **U.S. Cl.**
USPC **D15/90**
(58) **Field of Classification Search**
USPC D15/90; D9/680; D1/106-115;
D7/672-677
CPC F25B 2600/112; F25B 21/02;
F25B 2700/02; F25B 21/04; F25B
2321/0251; F25B 25/005; F25B
2321/021; F25B 2321/0212; F25B
2321/025; F25B 2700/2107; F25B 27/00;
F25B 41/043; F25B 5/02
See application file for complete search history.

D263,398 S * 3/1982 Tiller D15/90
D665,000 S * 8/2012 Morelli D15/90
D706,316 S * 6/2014 Hoyord D15/90
D759,735 S * 6/2016 Tsai D15/90
D764,552 S * 8/2016 Traub D15/90
D787,568 S * 5/2017 Davies D15/90

* cited by examiner

Primary Examiner — Ian Simmons
Assistant Examiner — Khawaja Anwar
(74) *Attorney, Agent, or Firm* — Dunlap Bennett &
Ludwig PLLC

(57) **CLAIM**

The ornamental design for a silicone ice cube tray, as shown and described.

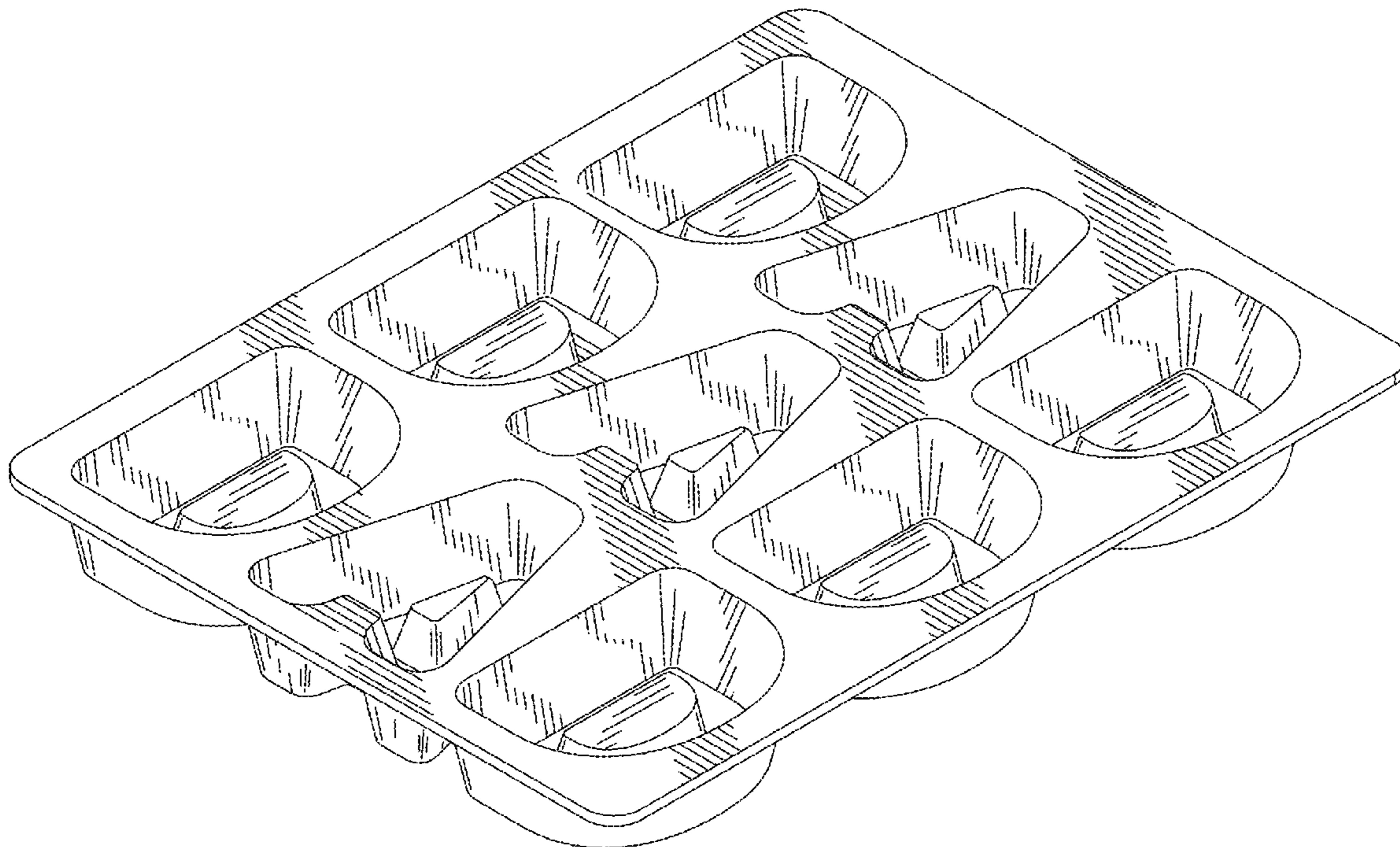
DESCRIPTION

FIG. 1 is a perspective view of the silicone ice cube tray, showing my new design;
FIG. 2 is a top view thereof;
FIG. 3 is a front view thereof;
FIG. 4 is a rear view thereof;
FIG. 5 is a bottom view thereof;
FIG. 6 is a right side view thereof; and,
FIG. 7 is a left side view thereof.

(56) **References Cited**
U.S. PATENT DOCUMENTS

D107,317 S * 12/1937 de Murguiondo 249/119
2,514,942 A * 7/1950 Eaton F25C 1/24
249/103

1 Claim, 4 Drawing Sheets



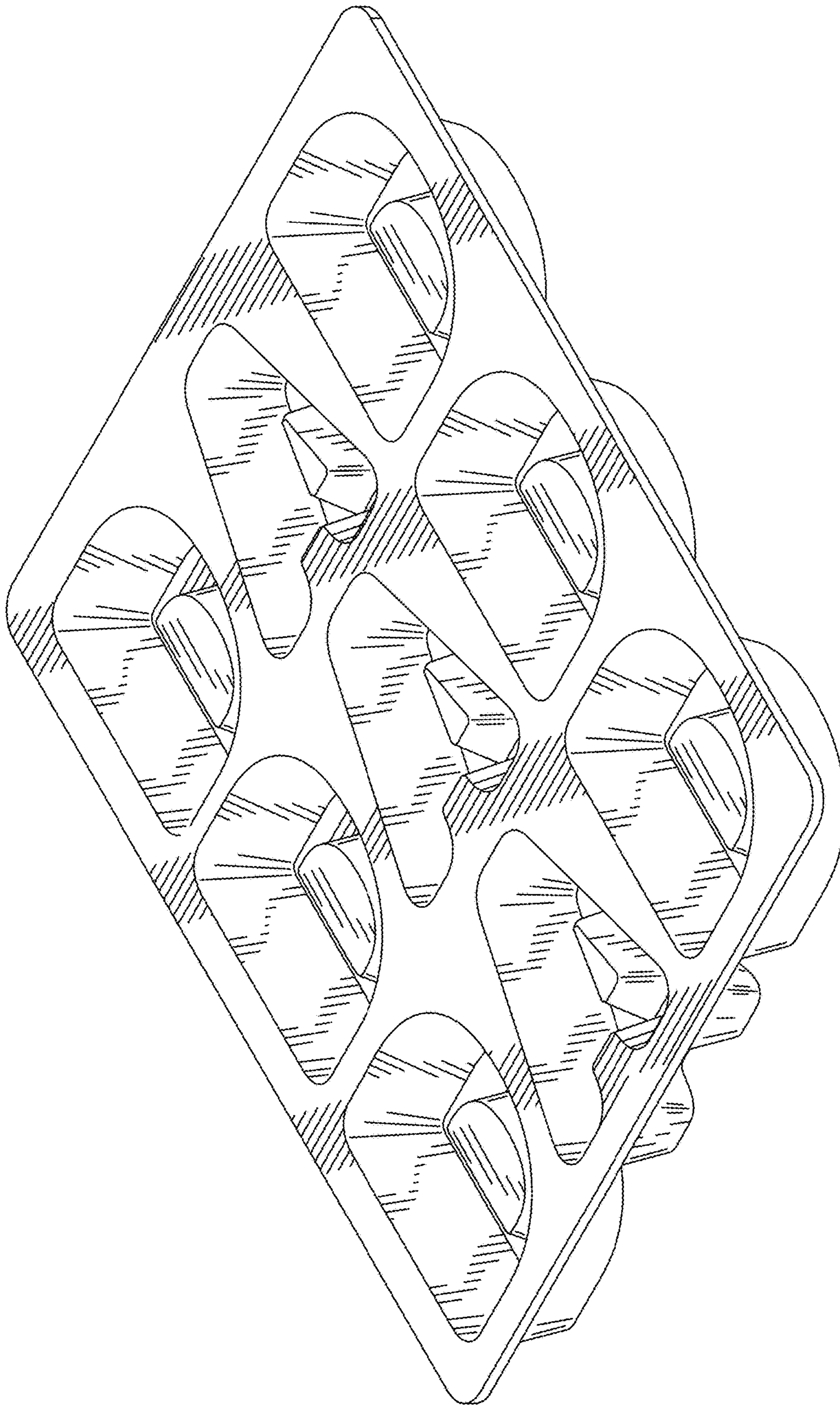


FIG.1




FIG. 2

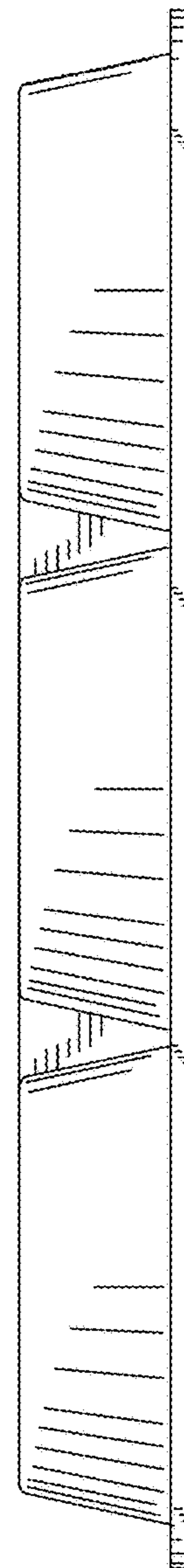


FIG. 3

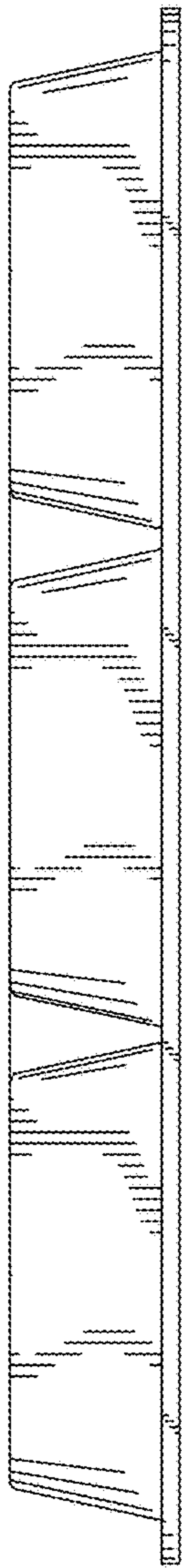


FIG. 4




FIG. 5

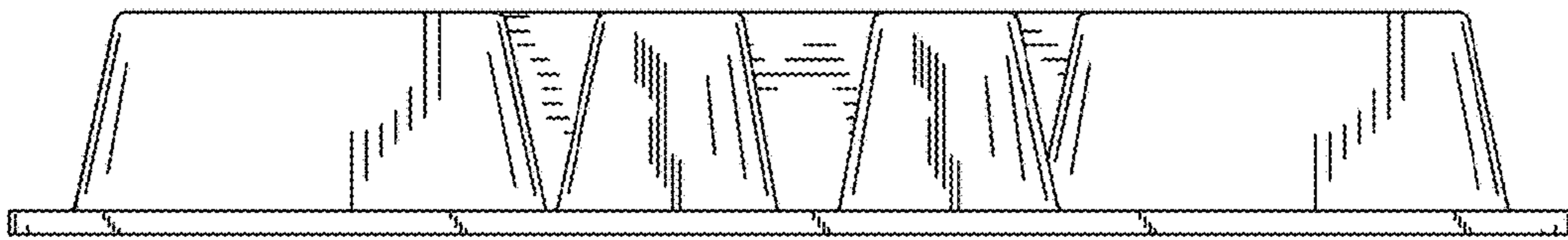


FIG. 6

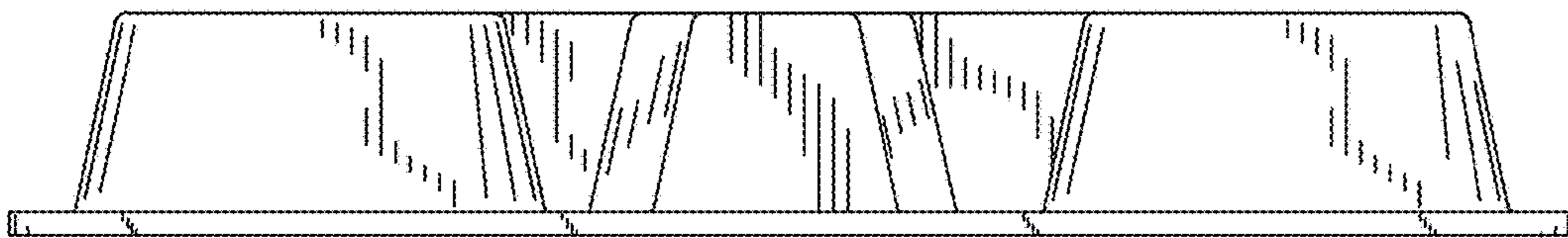


FIG. 7