



US00D804522S

(12) **United States Design Patent** (10) **Patent No.:** **US D804,522 S**
Sachtleben et al. (45) **Date of Patent:** **** Dec. 5, 2017**

(54) **DISPLAY PANEL OR PORTION THEREOF WITH TRANSITIONAL GRAPHICAL USER INTERFACE**

(71) Applicant: **UIPCO, LLC**, San Antonio, TX (US)

(72) Inventors: **Justin Sachtleben**, San Antonio, TX (US); **Marcos Rosenberg**, San Antonio, TX (US)

(73) Assignee: **UIPCO, LLC**, San Antonio, TX (US)

(**) Term: **15 Years**

(21) Appl. No.: **29/577,485**

(22) Filed: **Sep. 13, 2016**

(51) **LOC (10) Cl.** **14-04**

(52) **U.S. Cl.**
USPC **D14/488**

(58) **Field of Classification Search**
USPC D14/485-495
CPC G06F 3/0482; G06F 3/0484; G06F 3/0485; G06F 3/0486
See application file for complete search history.

(56) **References Cited**

U.S. PATENT DOCUMENTS

D665,407 S *	8/2012	Bitran	D14/487
D670,726 S *	11/2012	Bitran	D14/487
D686,221 S *	7/2013	Brinda	D14/486
D701,229 S *	3/2014	Lee	D14/486
D715,315 S *	10/2014	Wood	G06F 3/04817 D14/485
D720,765 S *	1/2015	Xie	D14/486
D739,872 S *	9/2015	Bang	D14/488
9,182,889 B1 *	11/2015	Karlo	G06F 3/04817
D748,101 S *	1/2016	Bang	G06F 3/04817 D14/485
D752,072 S *	3/2016	Song	D14/486
D752,605 S *	3/2016	Wang	D14/485

(Continued)

Primary Examiner — Ian Simmons

Assistant Examiner — Shannon Morgan

(74) *Attorney, Agent, or Firm* — Fish & Richardson P.C.

(57) **CLAIM**

The ornamental design for a display panel or portion thereof with transitional graphical user interface, substantially as shown and described.

DESCRIPTION

FIG. 1 is a front view of a first embodiment a first image in a sequence for a display panel or portion thereof with transitional graphical user interface, showing our new design.

FIG. 2 is a front view of a second image in the sequence thereof.

FIG. 3 is a front view of a third image in the sequence thereof.

FIG. 4 is a front view of a fourth image in the sequence thereof.

FIG. 5 is a front view of a second embodiment a first image in a sequence for a display panel or portion thereof with transitional graphical user interface, showing our new design.

FIG. 6 is a front view of a second image in the sequence thereof.

FIG. 7 is a front view of a third image in the sequence thereof.

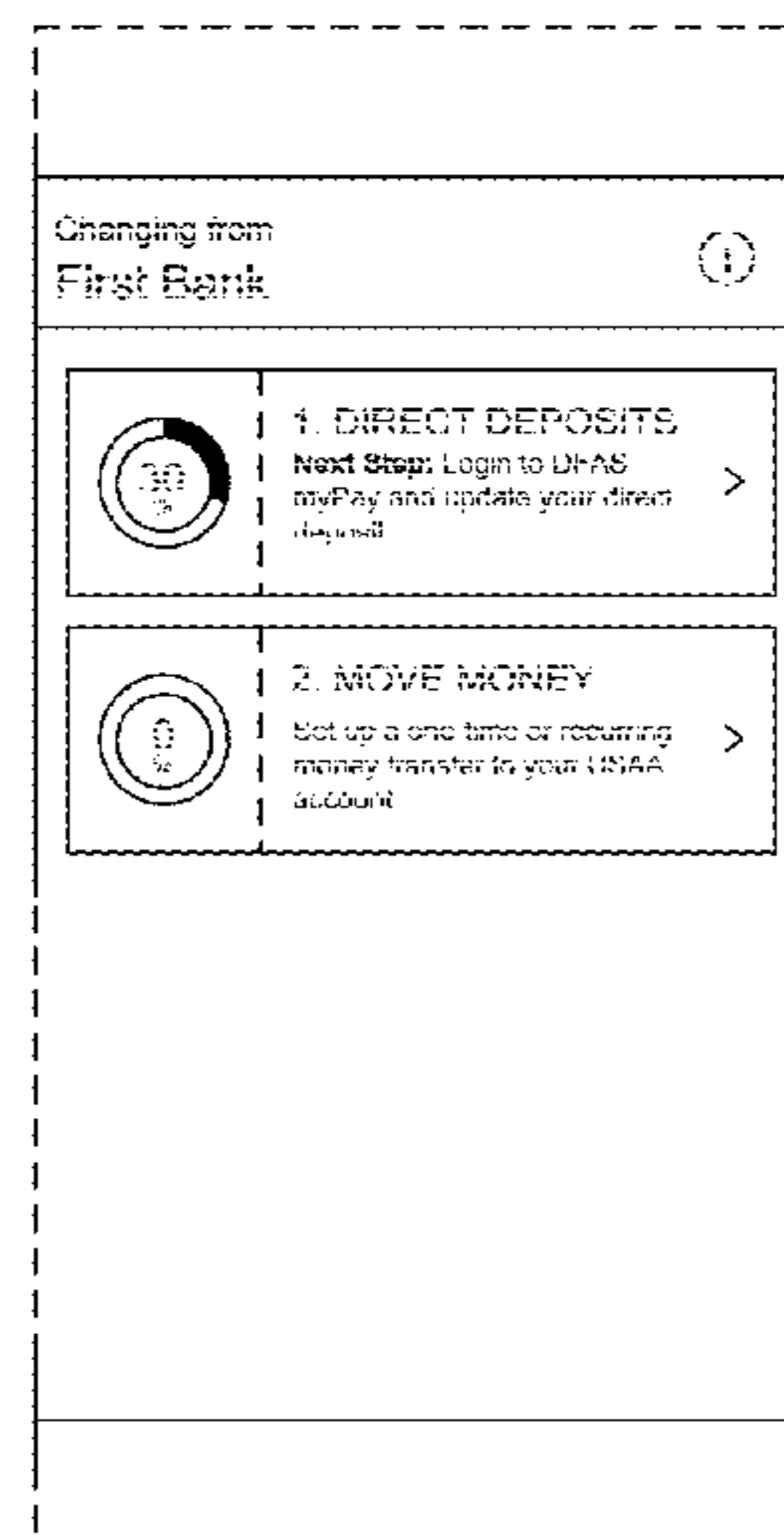
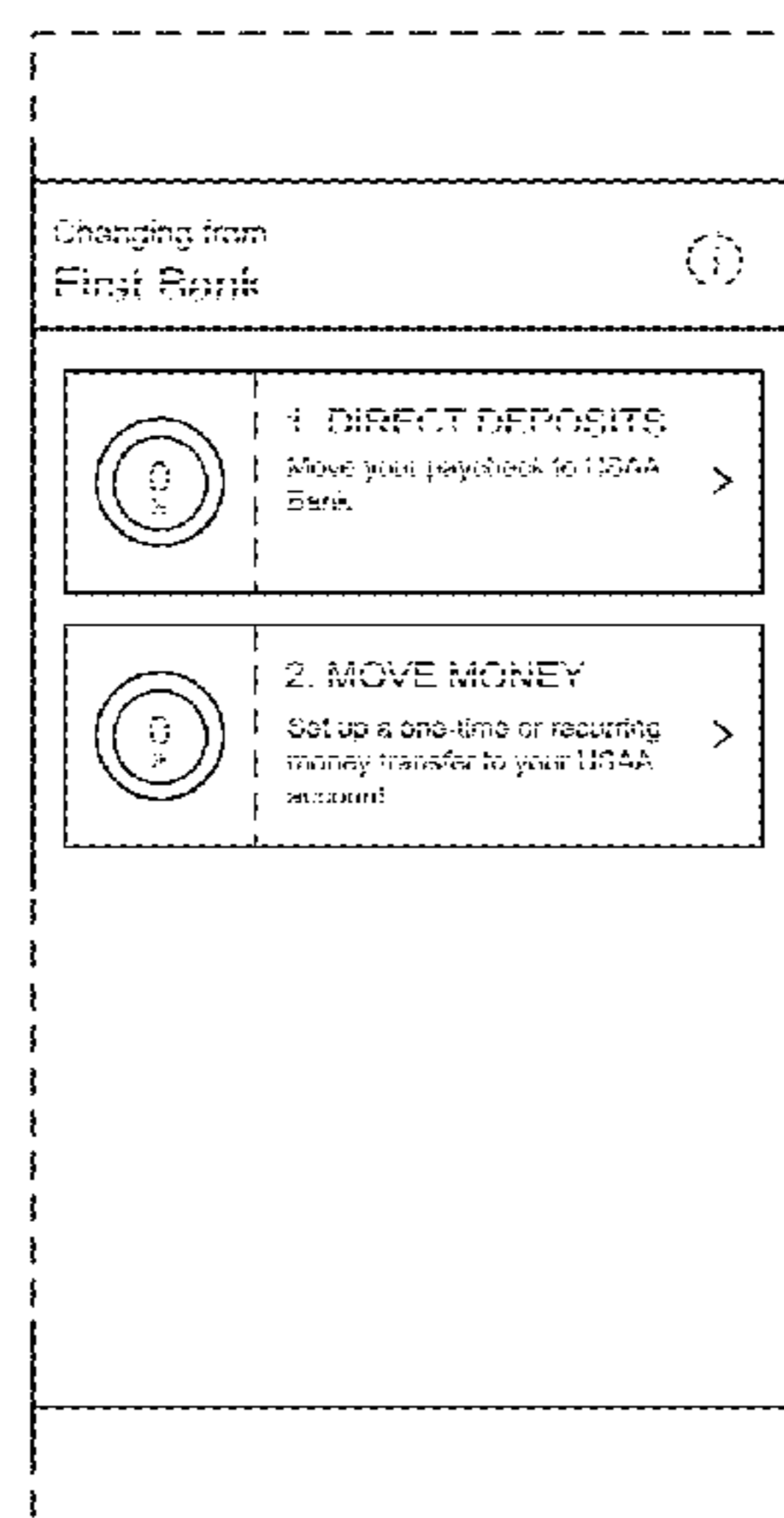
FIG. 8 is a front view of a fourth image in the sequence thereof; and,

FIG. 9 is a front view of a fifth image in the sequence thereof.

The appearance of the transitional image transitions between the images shown in FIGS. 1-4 and 5-9. The process or period in transitions between images forms no part of the claimed design.

The broken lines showing a portion of a display panel and portions of the graphical user interface in FIGS. 1-9 form no part of the claimed design.

1 Claim, 5 Drawing Sheets



(56)

References Cited

U.S. PATENT DOCUMENTS

D753,703 S *	4/2016	Villamor	D14/488	D781,892 S *	3/2017	Kisselev	D14/486
D757,785 S *	5/2016	Yang	D14/488	D783,652 S *	4/2017	Guan	D14/486
D761,801 S *	7/2016	Rickes	G06F 3/04817	D789,949 S *	6/2017	Sun	D14/485
			D14/485	D789,956 S *	6/2017	Ortega	D14/486
D762,716 S *	8/2016	Yang	D14/489	D789,971 S *	6/2017	Gedrich	D14/486
D763,308 S *	8/2016	Wang	D14/486	D789,984 S *	6/2017	Sun	D14/488
D763,910 S *	8/2016	Drozd	D14/485	D790,577 S *	6/2017	Hatzikostas	D14/486
D767,604 S *	9/2016	Wiley	D14/486	D791,156 S *	7/2017	Chen	D14/486
D767,605 S *	9/2016	Mensingher	D14/486	D791,161 S *	7/2017	Hatzikostas	D14/486
D769,305 S *	10/2016	Williamson	D14/488	D791,169 S *	7/2017	Sun	D14/488
D770,517 S *	11/2016	Peng	D14/486	2013/0132854 A1 *	5/2013	Raleigh	G06F 3/0482
D771,090 S *	11/2016	Su	D14/486				715/738
D774,078 S *	12/2016	Kisselev	D14/488	2013/0173064 A1 *	7/2013	Fadell	G05D 23/1902
D775,632 S *	1/2017	van den Berg	D14/485				700/276
D775,635 S *	1/2017	Raji	D14/485	2014/0282222 A1 *	9/2014	Eim	G06F 3/04842
D776,140 S *	1/2017	Andress	D14/486				715/783
D776,145 S *	1/2017	Armstrong	D14/486	2014/0344757 A1 *	11/2014	Shin	G06F 3/04842
D776,692 S *	1/2017	Armstrong	D14/486				715/835
				2017/0024091 A1 *	1/2017	Hosier, Jr.	G06F 3/0482
				2017/0063611 A1 *	3/2017	Sheba	H04L 41/0803

* cited by examiner

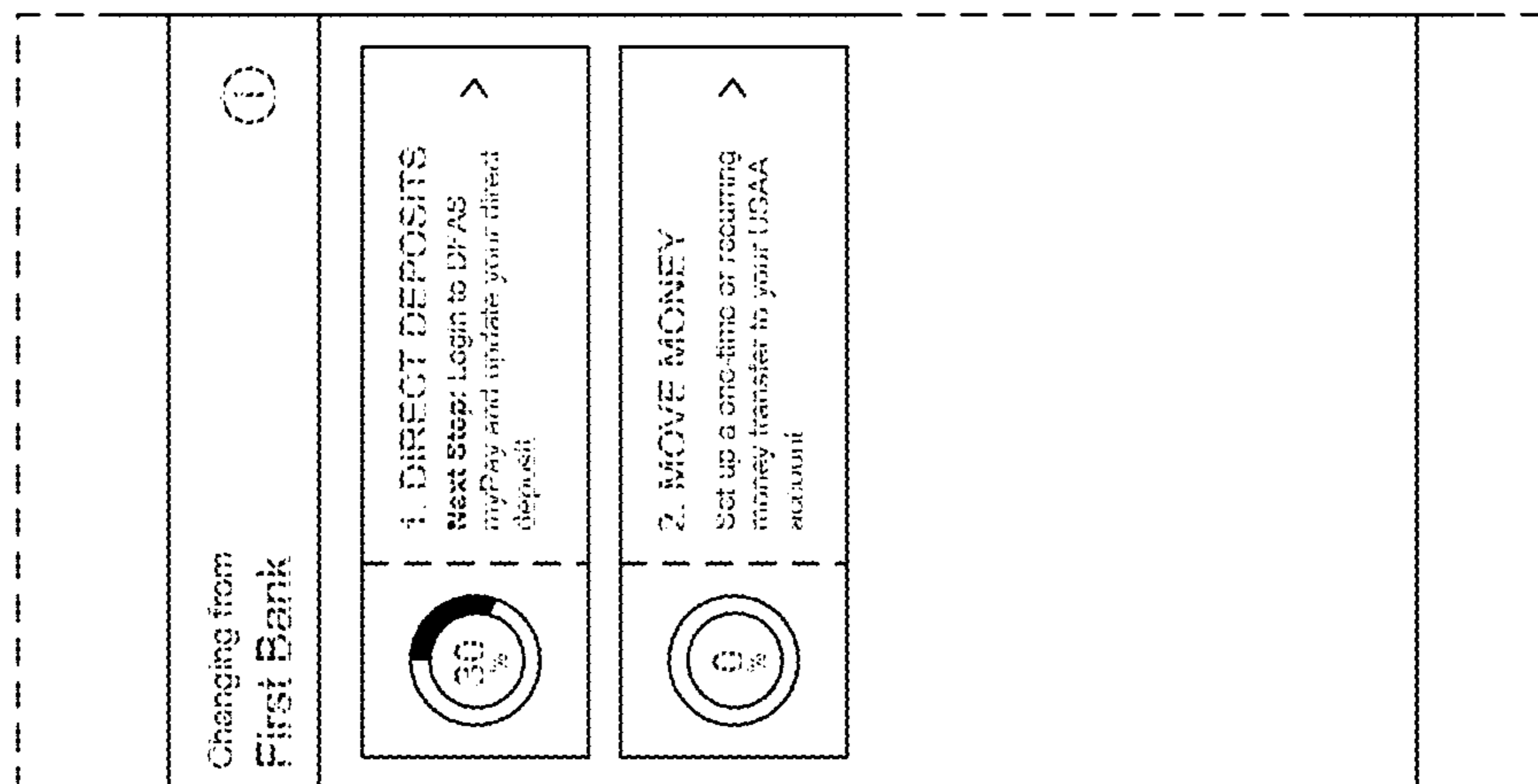


FIG. 1

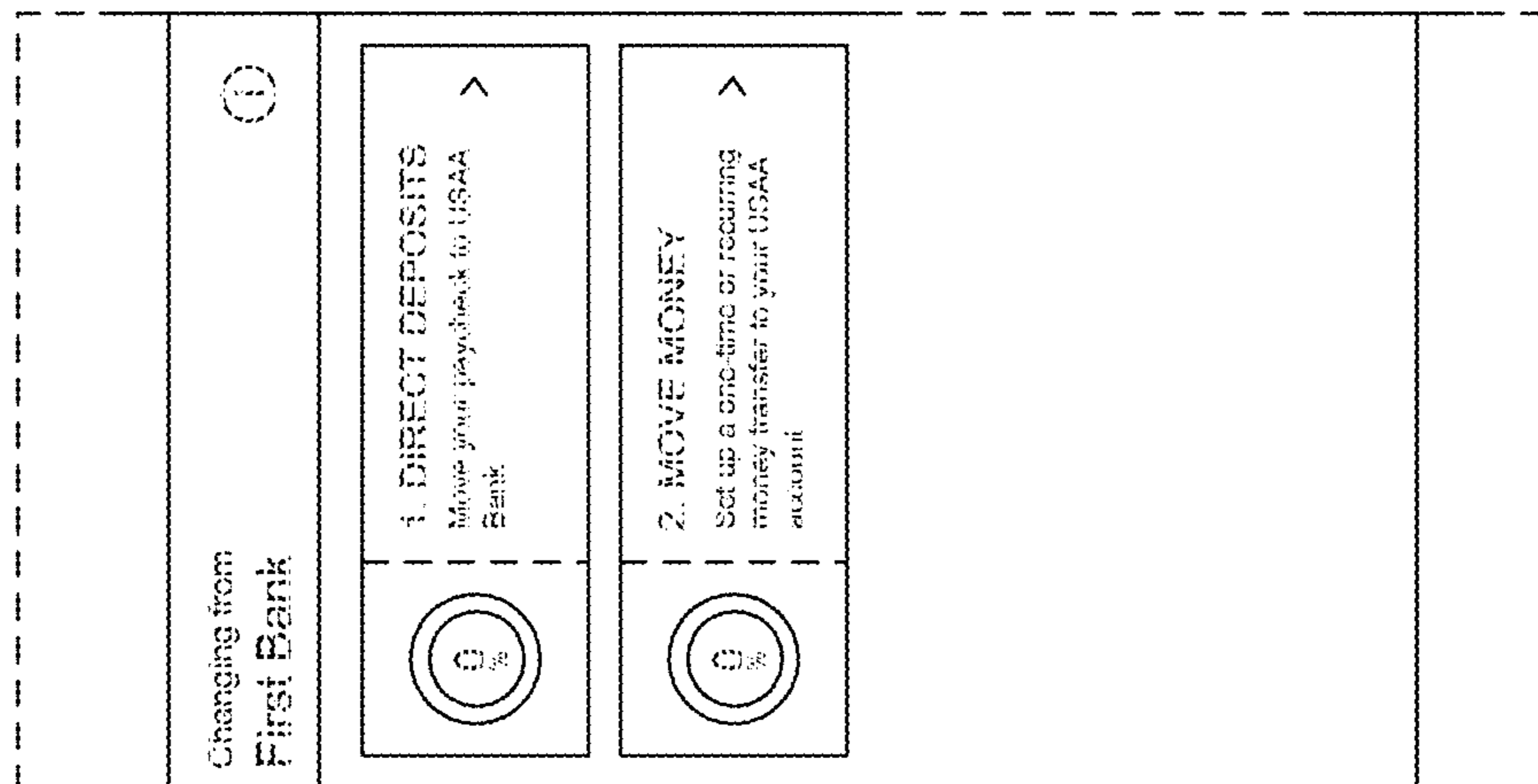


FIG. 2

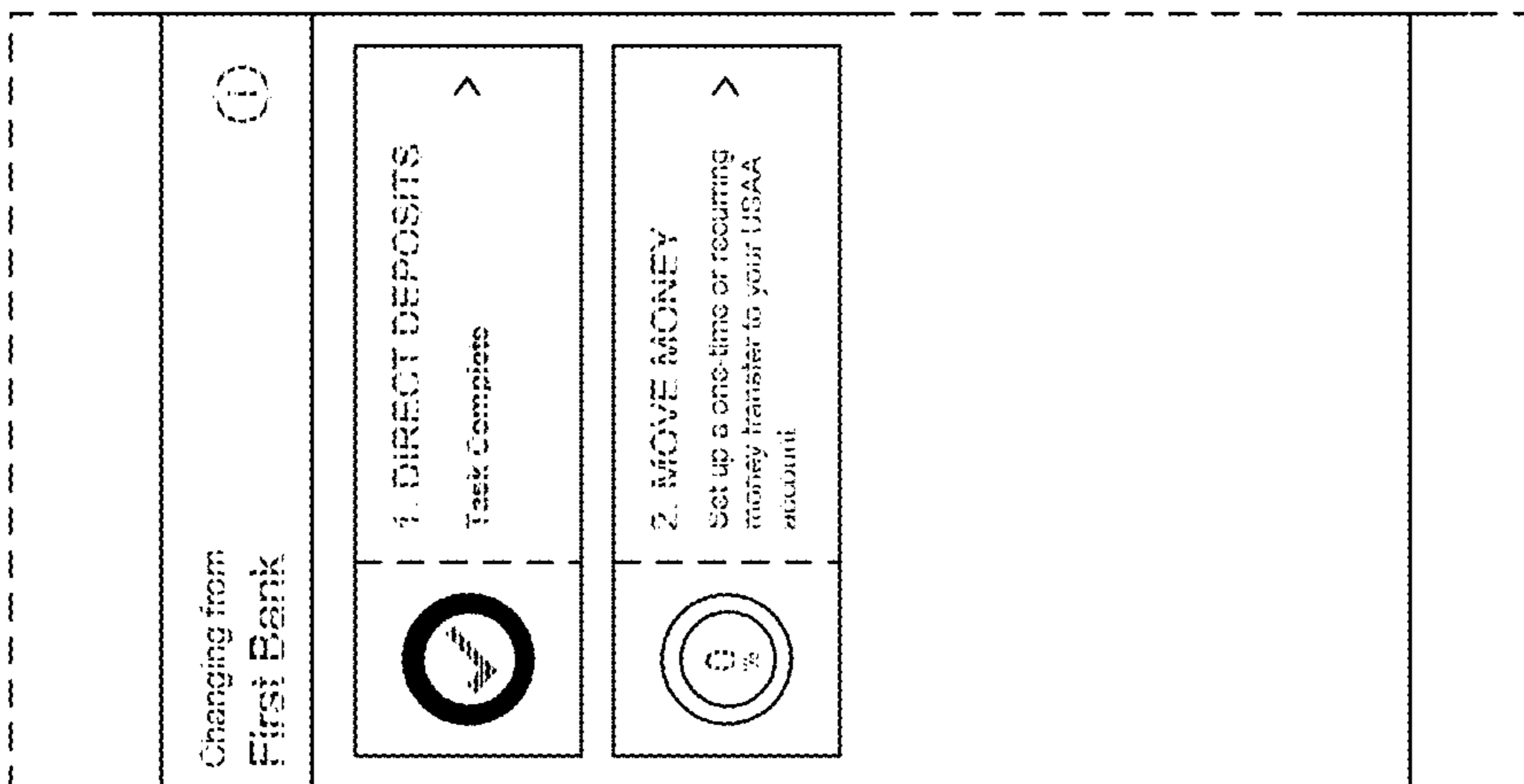


FIG. 4

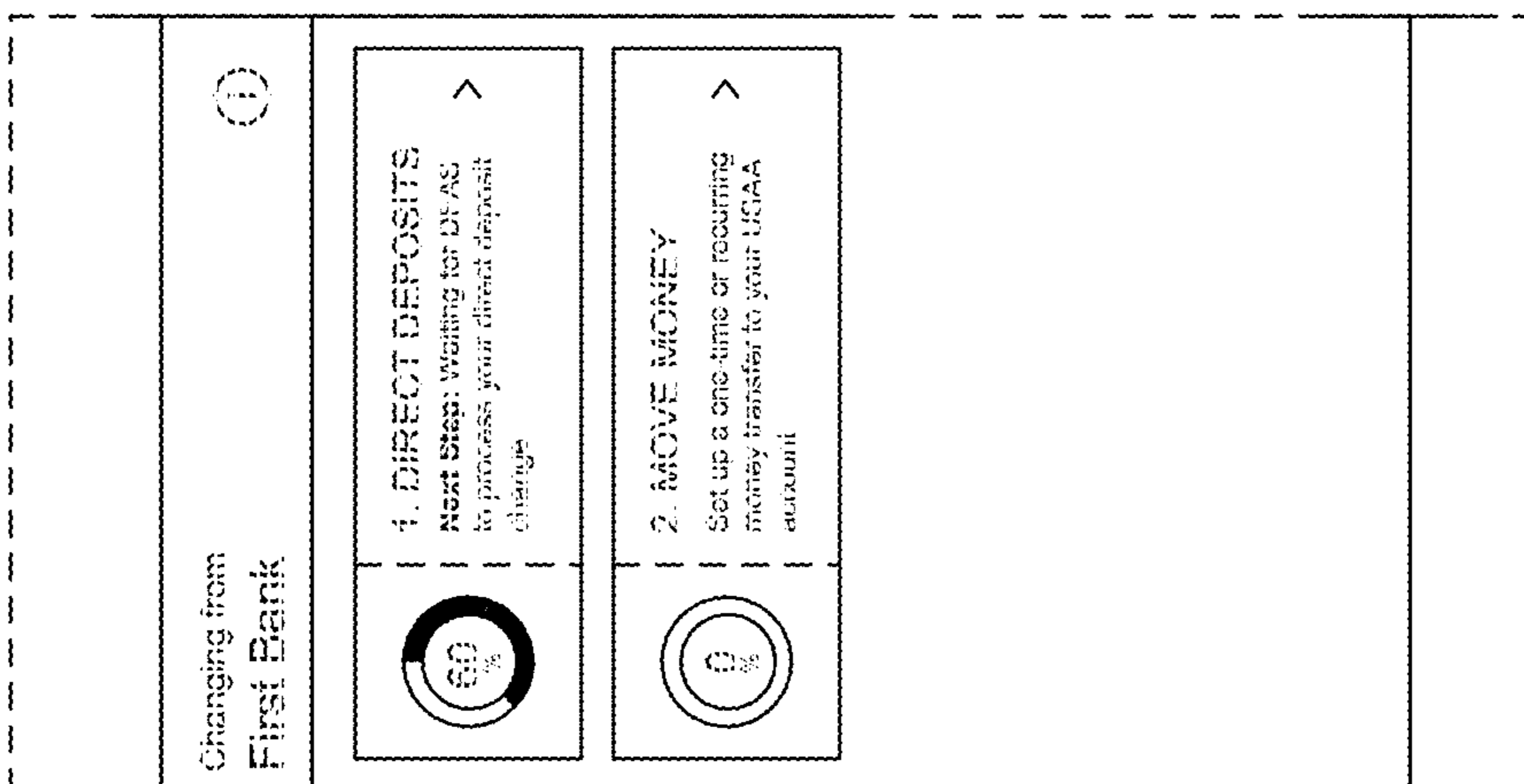


FIG. 3

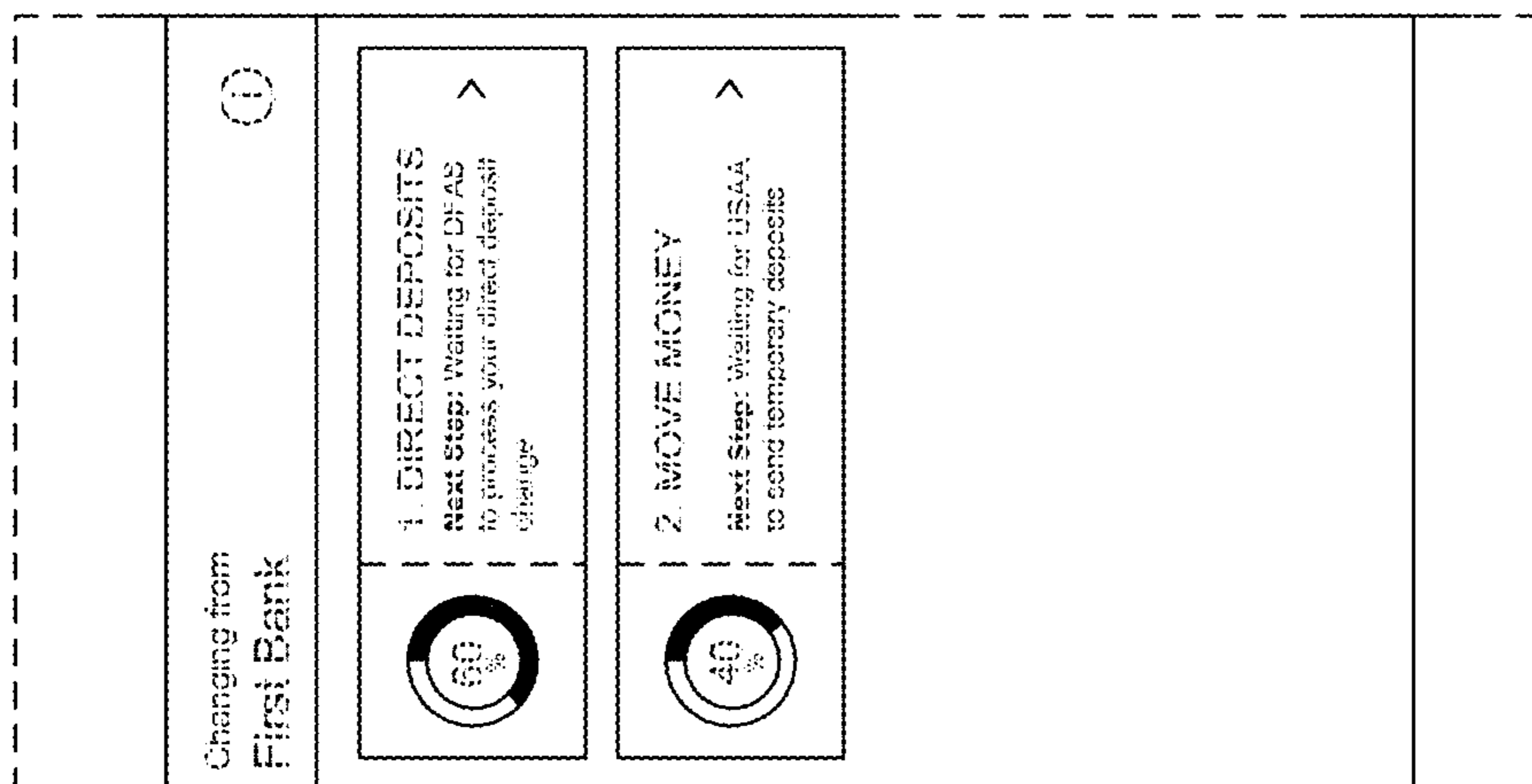


FIG. 5

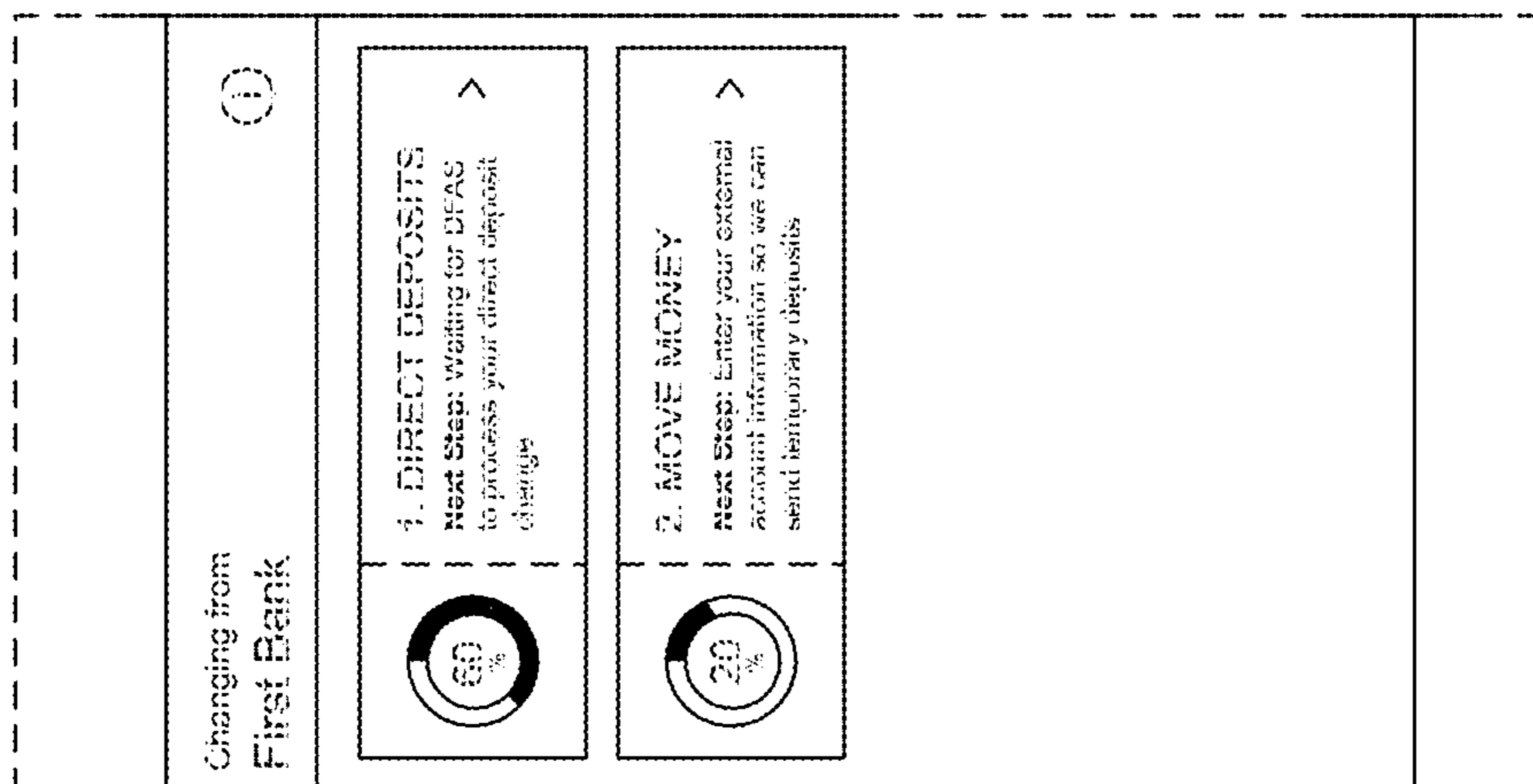


FIG. 6

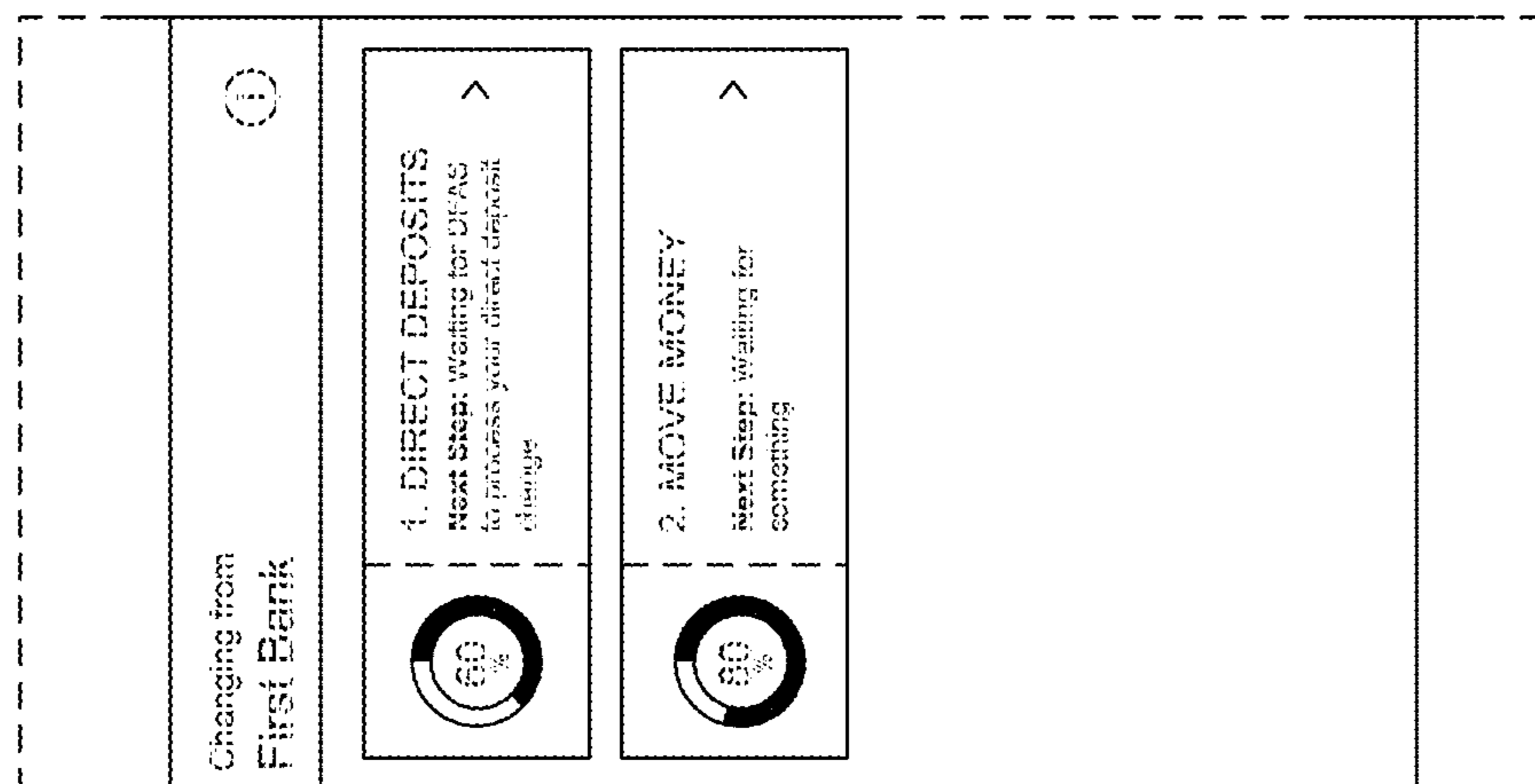


FIG. 7

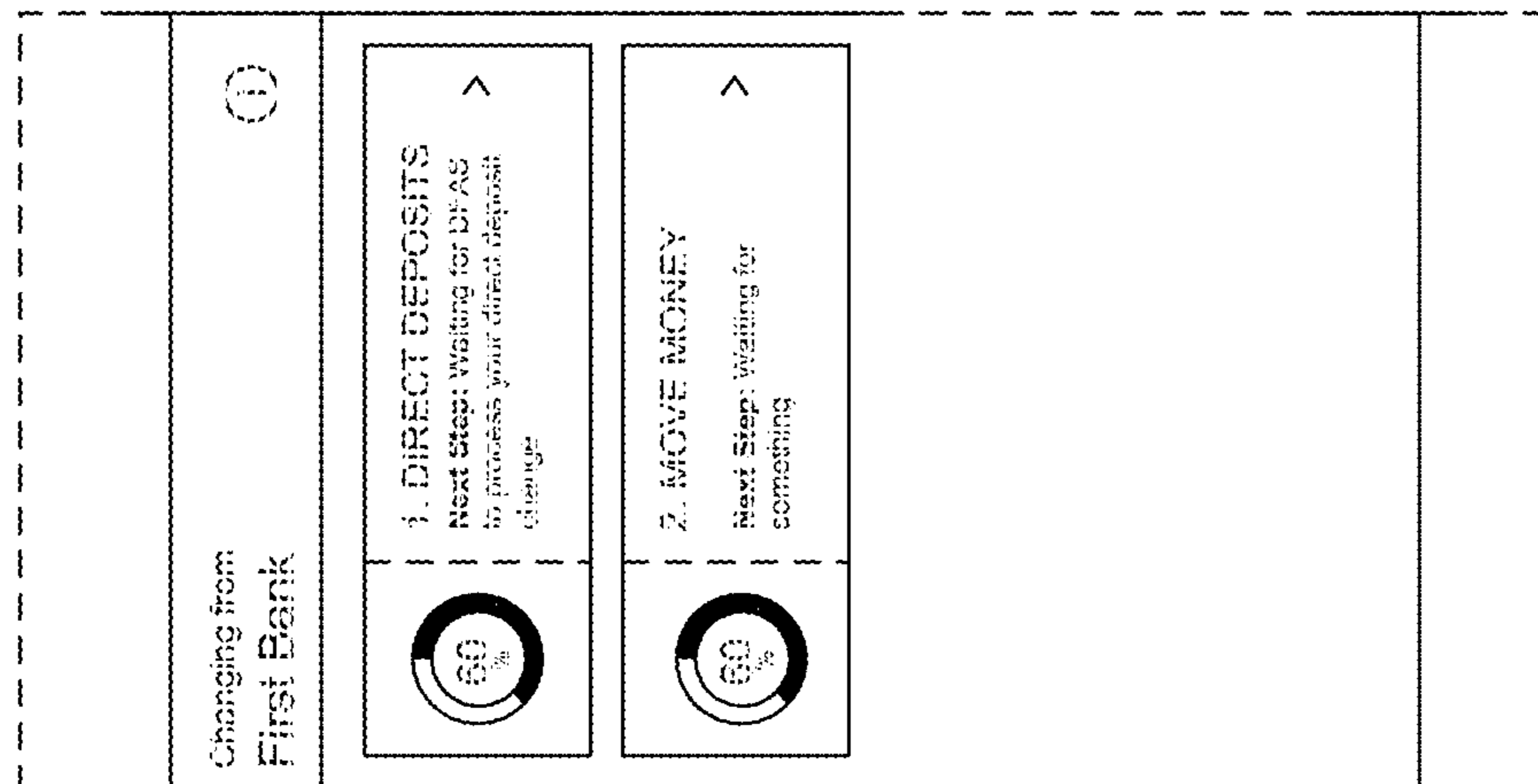


FIG. 8

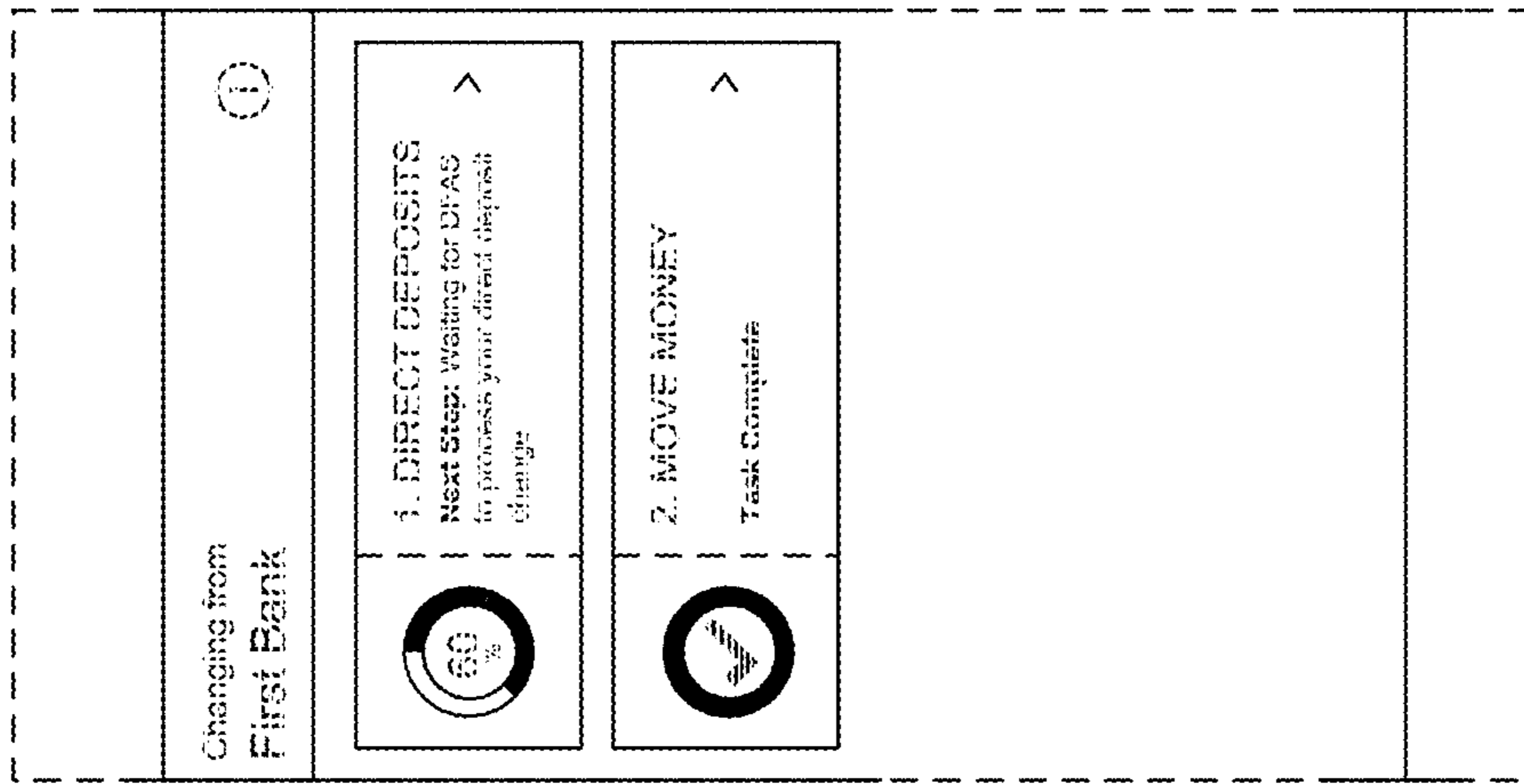


FIG. 9