



US00D804519S

(12) **United States Design Patent** (10) **Patent No.:** **US D804,519 S**
Kim et al. (45) **Date of Patent:** **** Dec. 5, 2017**

(54) **DISPLAY SCREEN OR PORTION THEREOF WITH TRANSITIONAL GRAPHICAL USER INTERFACE**

(71) Applicant: **Samsung Electronics Co., Ltd.**, Suwon-si (KR)

(72) Inventors: **Kitae Kim**, Seoul (KR); **Hyeryung Kim**, Seongnam-si (KR)

(73) Assignee: **SAMSUNG ELECTRONICS CO., LTD.**, Suwon-si (KR)

(**) Term: **15 Years**

(21) Appl. No.: **29/570,751**

(22) Filed: **Jul. 12, 2016**

(30) **Foreign Application Priority Data**

Jan. 22, 2016 (KR) 30-2016-0003415

(51) **LOC (10) Cl.** **14-04**

(52) **U.S. Cl.**
USPC **D14/488**

(58) **Field of Classification Search**

USPC D14/485-495; 345/1.1, 1.2, 2.1-2.3, 3.1, 345/902; 715/763, 810, 836, 837, 846, 715/847, 977

CPC G06F 3/048; G06F 3/0481; G06F 3/04812; G06F 3/04817; G06F 3/0482; G06F 3/0483; G06F 3/0484; G06F 3/04847; G06F 3/0485; G06F 3/04855; G06F 3/04886; G06Q 30/00; H03J 1/00; H03J 1/0008; H03J 1/0016; H03J 1/0025; H04N 5/00; H04N 5/08; H04N 5/14; H04N 5/222; H04N 5/225; H04N 5/232; H04N 5/445; H04N 5/44543; H04N 5/45; H04N 2005/44517; H04N 2005/44521; H04N 2005/44526; H04N 2005/4453; H04N 2005/44534; H04N 2005/44539; H04N

(Continued)

(56) **References Cited**

U.S. PATENT DOCUMENTS

D698,360 S * 1/2014 Hwang D14/485
D715,832 S * 10/2014 Lee D14/488

(Continued)

OTHER PUBLICATIONS

“Samsung Smart View.” samsung.com, accessed and date retrieved via Internet Archive Wayback Machine. Available Mar. 6, 2016. Accessed Jul. 31, 2017. Available online at URL: <https://web.archive.org/web/20160306044510/http://www.samsung.com:80/ae/support/smartview/>.*

Primary Examiner — Cathron Brooks

Assistant Examiner — Christian P McLean

(74) *Attorney, Agent, or Firm* — McAndrews Held & Malloy, Ltd.

(57) **CLAIM**

The ornamental design for a display screen or portion thereof with transitional graphical user interface, as shown and described.

DESCRIPTION

FIG. 1 is the first image in a sequence for a display screen or portion thereof with transitional graphical user interface showing our new design;

FIG. 2 is the second image thereof;

FIG. 3 is the third image thereof;

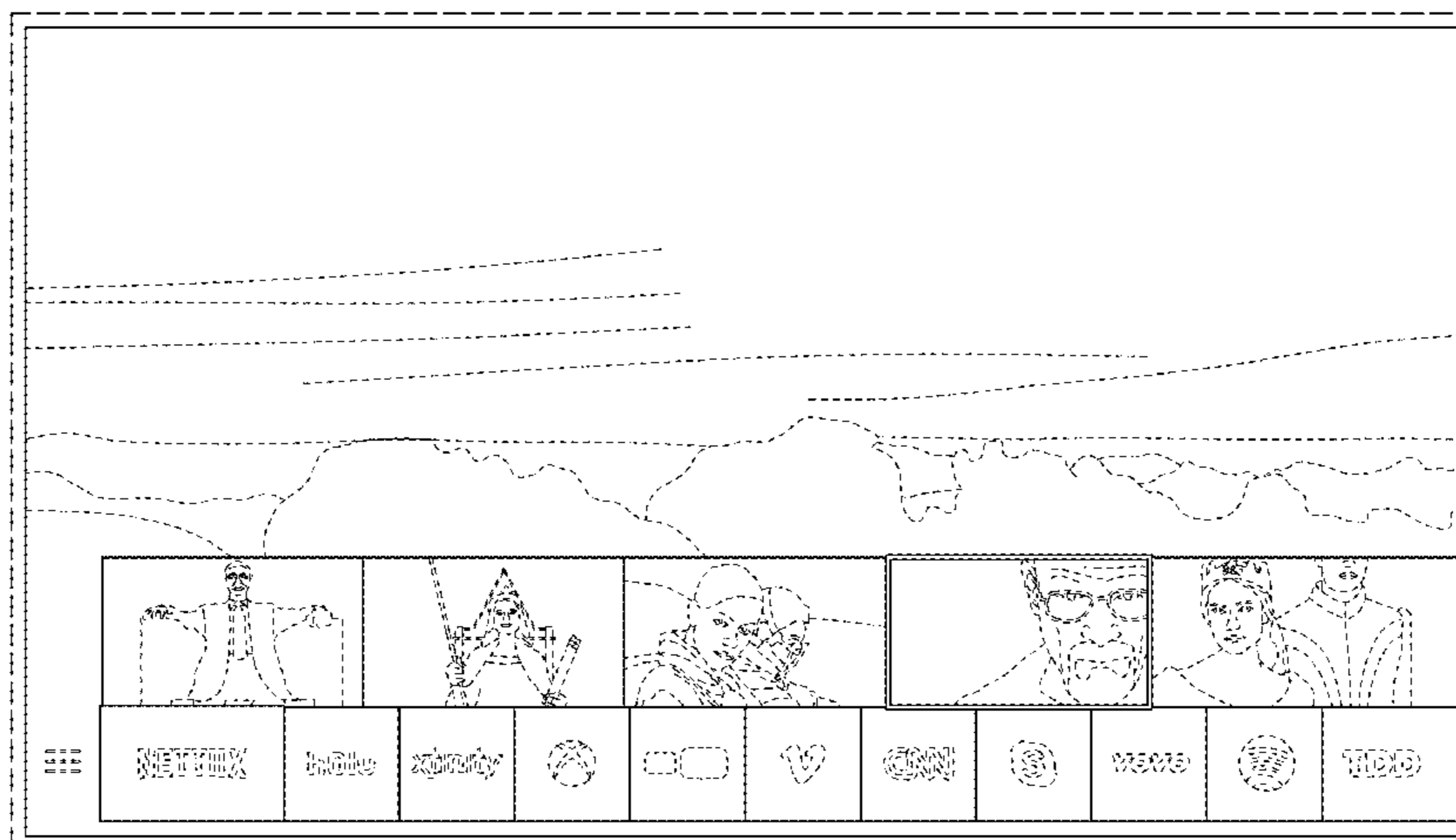
FIG. 4 is the fourth image thereof; and,

FIG. 5 is the fifth image thereof.

The outer perimeter shown in broken line in the drawings illustrates a display screen or portion thereof and forms no part of the claimed design. The remaining broken lines in the drawings illustrate portions of the graphical user interface that form no part of the claimed design.

The appearance of the transitional image sequentially transitions between the images shown in FIGS. 1-5. The process or period in which one image transitions to another image forms no part of the claimed design.

1 Claim, 5 Drawing Sheets



(58) **Field of Classification Search**

CPC 2005/44547; H04N 2005/44556; H04N
2005/4456; H04N 2005/44565; H04N
2005/44569; H04N 2005/44573; H04N
21/00; H04N 21/234; H04N 21/431;
H04N 21/4312; H04N 21/4314; H04N
21/4316

See application file for complete search history.

(56) **References Cited**

U.S. PATENT DOCUMENTS

8,875,056 B2 * 10/2014 Onogi H04N 5/44543
348/333.02
D736,241 S * 8/2015 Sic D14/486
D736,803 S * 8/2015 Kim D14/486

D762,711 S * 8/2016 Zhang D14/488
D763,906 S * 8/2016 Seo D14/486
D764,534 S * 8/2016 Seo D14/488
D765,090 S * 8/2016 Yang D14/485
D765,134 S * 8/2016 Lee D14/487
D770,472 S * 11/2016 Lee D14/485
D770,473 S * 11/2016 Lee D14/485
D772,279 S * 11/2016 Seo D14/487
D782,509 S * 3/2017 Lee D14/486
D783,670 S * 4/2017 Gomez D14/488
D785,669 S * 5/2017 Nishizawa D14/488
2011/0205248 A1 * 8/2011 Honda G06F 3/0482
345/661
2015/0346975 A1 * 12/2015 Lee G06F 3/04845
715/765
2016/0191841 A1 * 6/2016 Yoo G06F 3/01
348/564

* cited by examiner

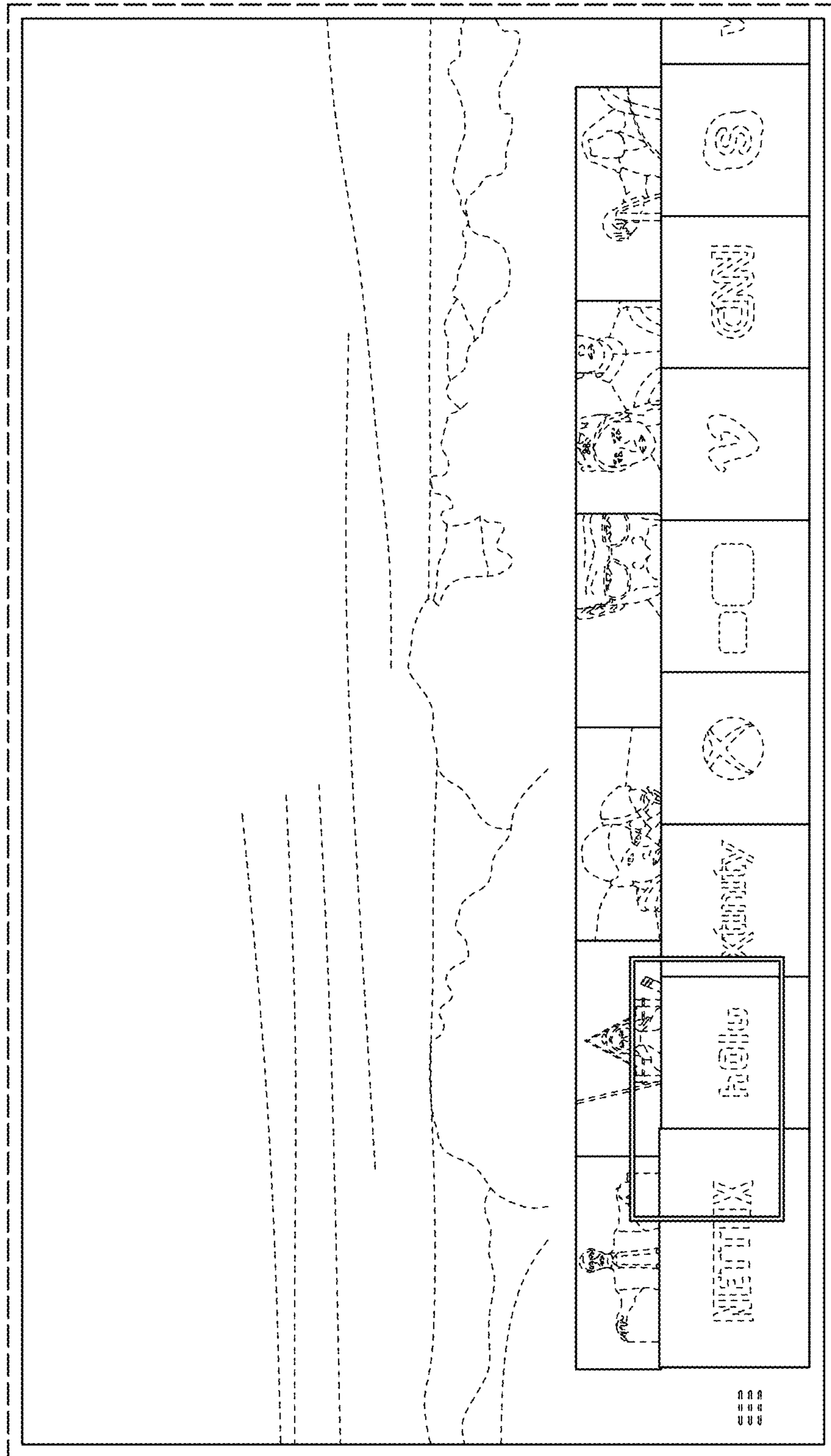


FIG. 4

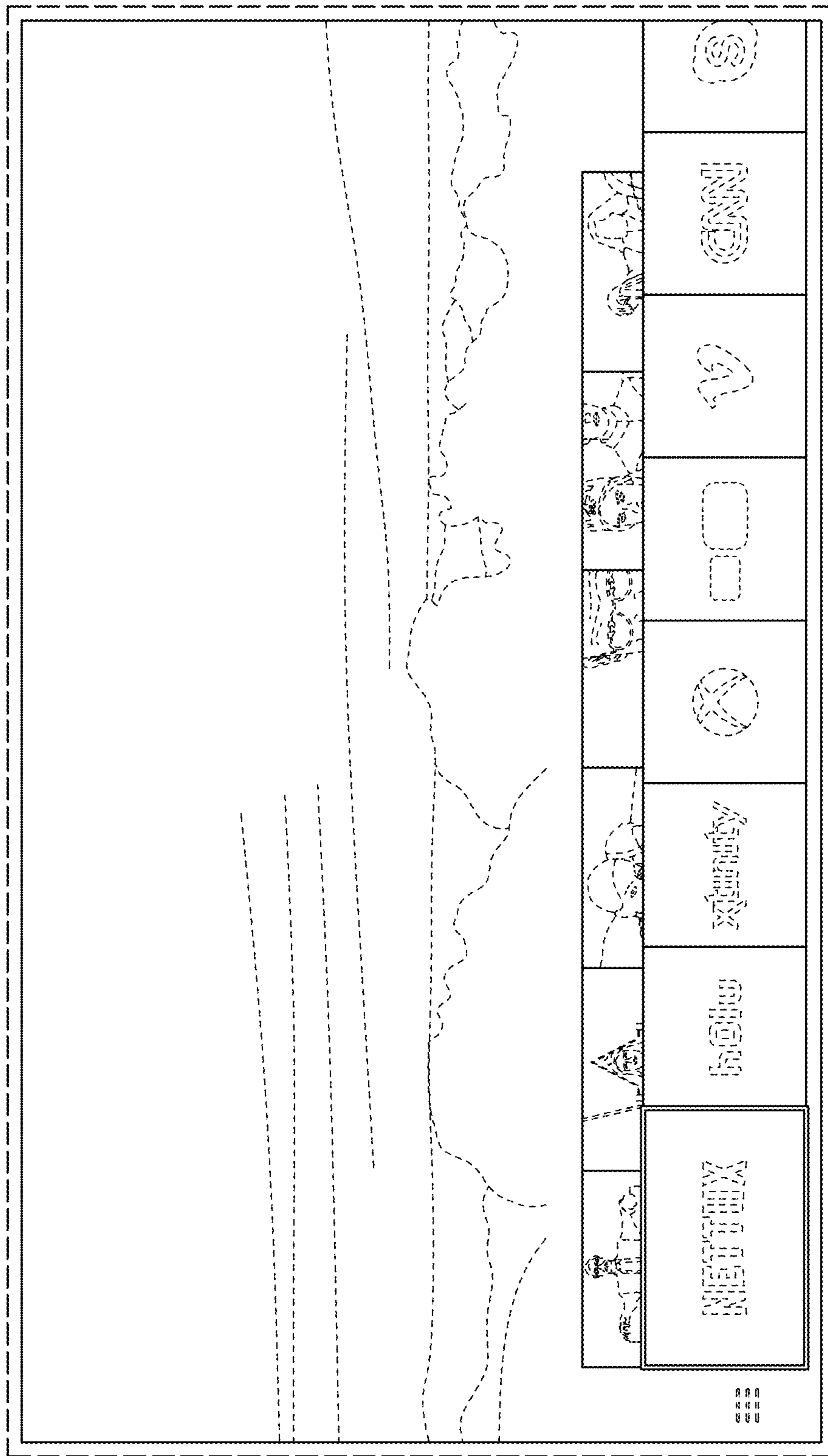


FIG. 5