



US00D804487S

(12) **United States Design Patent** (10) **Patent No.:** **US D804,487 S**  
**Theis** (45) **Date of Patent:** **\*\* Dec. 5, 2017**

(54) **PORTABLE ELECTRONIC MOUNTING DEVICE**

(71) Applicant: **Ergotron, Inc.**, St. Paul, MN (US)

(72) Inventor: **John William Theis**, St. Paul, MN (US)

(73) Assignee: **Ergotron, Inc.**, St. Paul, MN (US)

(\*\*) Term: **15 Years**

(21) Appl. No.: **29/541,540**

(22) Filed: **Oct. 5, 2015**

(51) **LOC (10) Cl.** ..... **08-07**

(52) **U.S. Cl.**  
USPC ..... **D14/447**

(58) **Field of Classification Search**  
USPC ..... D14/447, 432, 434, 439, 440, 451, 452, D14/457, 239; D8/363, 373, 380; D6/406.3, 406.4, 406.5, 406.6; D12/415  
CPC ..... A47B 21/04; A47B 2097/006; A47B 2097/005; A47B 2023/049; A45C 2011/002; A45C 2011/003; F16M 2200/00; F16M 13/00

See application file for complete search history.

(56) **References Cited**

**U.S. PATENT DOCUMENTS**

7,032,872	B2	4/2006	Sullivan	
7,174,752	B2	2/2007	Galant	
D630,222	S *	1/2011	Lin	D14/447
8,235,334	B1	8/2012	Kobal	
8,240,628	B2	8/2012	Huang	
D673,960	S	1/2013	Lindfield et al.	
8,413,943	B1	4/2013	Li	
D684,980	S *	6/2013	Chun	D14/447
8,469,325	B2	6/2013	Yu	
D685,379	S *	7/2013	Richter	D14/253
D685,804	S *	7/2013	Richter	D14/253
8,702,055	B2	4/2014	Alemezafar et al.	

8,711,553	B2	4/2014	Trinh	
8,833,716	B2	9/2014	Funk et al.	
8,864,089	B2	10/2014	Hung	
D717,307	S *	11/2014	Chun	D14/447
D717,804	S *	11/2014	Budge	D14/447
D723,042	S *	2/2015	Lee	D14/447

(Continued)

**FOREIGN PATENT DOCUMENTS**

CN	104071083	A	10/2014
EP	2843288	A1	3/2015

(Continued)

**OTHER PUBLICATIONS**

“iPad Mini Tablet PC Car Holder / Desk Stand Holder 360 Rotating Foldable Mount”, [Online]. Retrieved from the Internet: <URL:http://www.car-mountholder.com/sale-2044697-ipad-mini-tablet-pc-car-holder-desk-stand, (Accessed Jan. 23, 2015), 4 pgs.

(Continued)

*Primary Examiner* — Angela J Lee

(74) *Attorney, Agent, or Firm* — Schwegman Lundberg & Woessner, P.A.

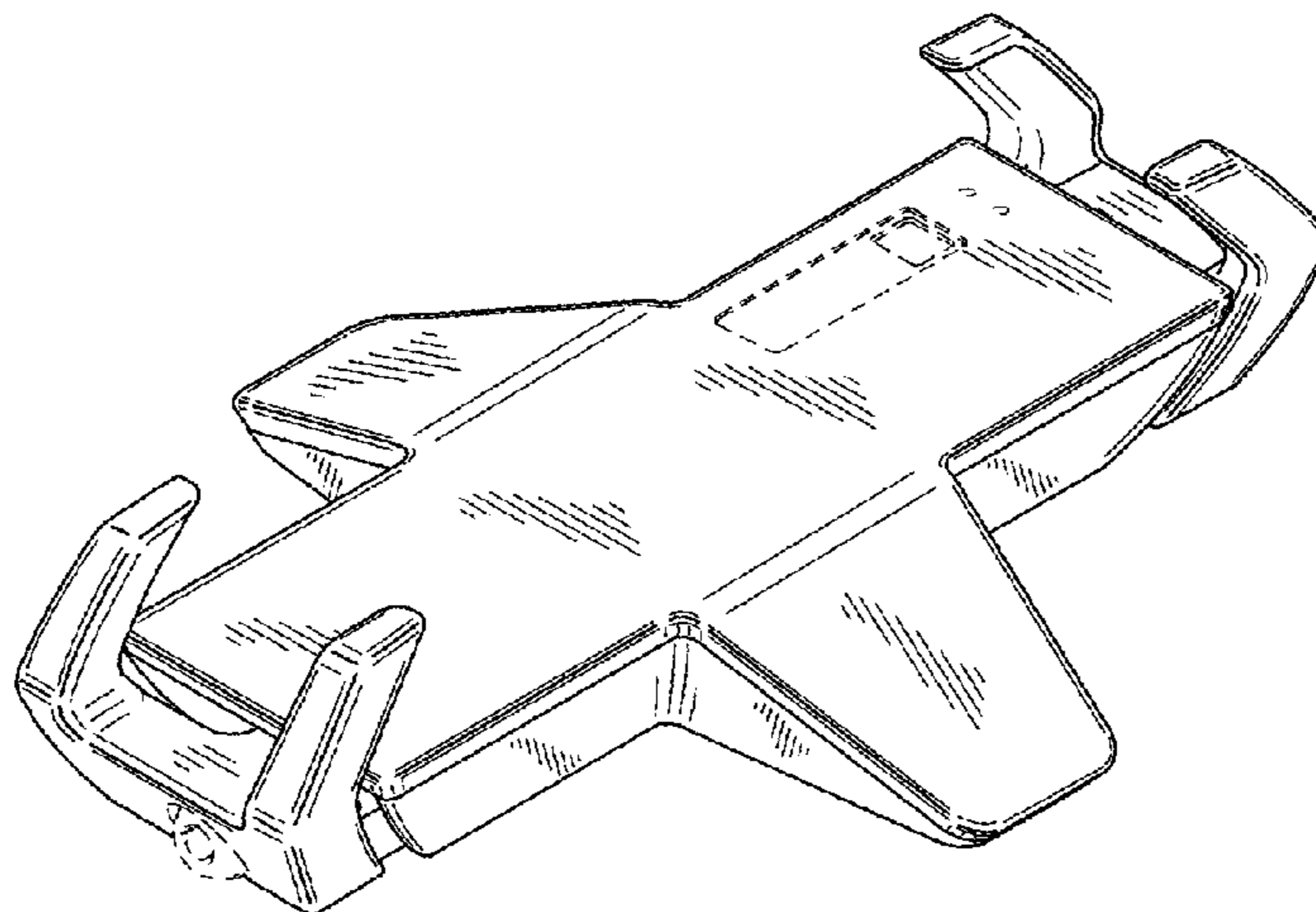
(57) **CLAIM**

The ornamental design for a portable electronic mounting device, as shown and described.

**DESCRIPTION**

FIG. 1 is a perspective view of a portable electronic mounting device;  
FIG. 2 is a top plan view thereof;  
FIG. 3 is a bottom plan view thereof;  
FIG. 4 is a side view thereof;  
FIG. 5 is a front view thereof; and,  
FIG. 6 is a back view thereof.  
The broken lines depict environmental subject matter only and form no part of the claimed design.

**1 Claim, 4 Drawing Sheets**



(56)

References Cited

OTHER PUBLICATIONS

U.S. PATENT DOCUMENTS

9,103,492	B2	8/2015	Springer	
D741,146	S *	10/2015	Delrue .....	D14/447
D742,387	S *	11/2015	Xiang .....	D14/447
9,285,832	B2	3/2016	Galant	
D753,126	S *	4/2016	Alesi .....	D14/447
D765,646	S *	9/2016	Deng .....	D12/415
D766,908	S *	9/2016	Richter .....	D14/447
2009/0219677	A1	9/2009	Mori	
2010/0327129	A1	12/2010	Chen	
2013/0009032	A1	1/2013	Polletta et al.	
2013/0026324	A1	1/2013	Fischer et al.	
2013/0092805	A1	4/2013	Funk et al.	
2013/0213838	A1	8/2013	Tsai et al.	
2014/0246551	A1	9/2014	Springer et al.	
2014/0263931	A1	9/2014	Chen	
2017/0009935	A1	1/2017	Theis et al.	

FOREIGN PATENT DOCUMENTS

WO	WO-2012/137007	A1	10/2012
WO	WO-2013/020234	A1	2/2013
WO	WO-2015/026918	A1	2/2015
WO	WO-2017/007537	A1	1/2017

“Tablet Stand Detail Display with Speaker”, Loctek, (Mar. 27, 2015), 1 pg.

“Traveler iPad Tablet Stand”, Lapworks, [Online]. Retrieved from the Internet: <URL:http://www.laptopdesk.net/traveler-tablet-stand.html, (Accessed Jan. 23, 2015), 7 pgs.

“U.S. Appl. No. 15/165,815, Non Final Office Action dated Jan. 5, 2017”, 11 pgs.

“U.S. Appl. No. 15/165,815, Response filed Mar. 2, 2017 to Non Final Office Action dated Jan. 5, 2017”, 19 pgs.

“U.S. Appl. No. 15/165,815, Response filed Dec. 12, 2016 to Restriction Requirement dated Nov. 17, 2016”, 8 pgs.

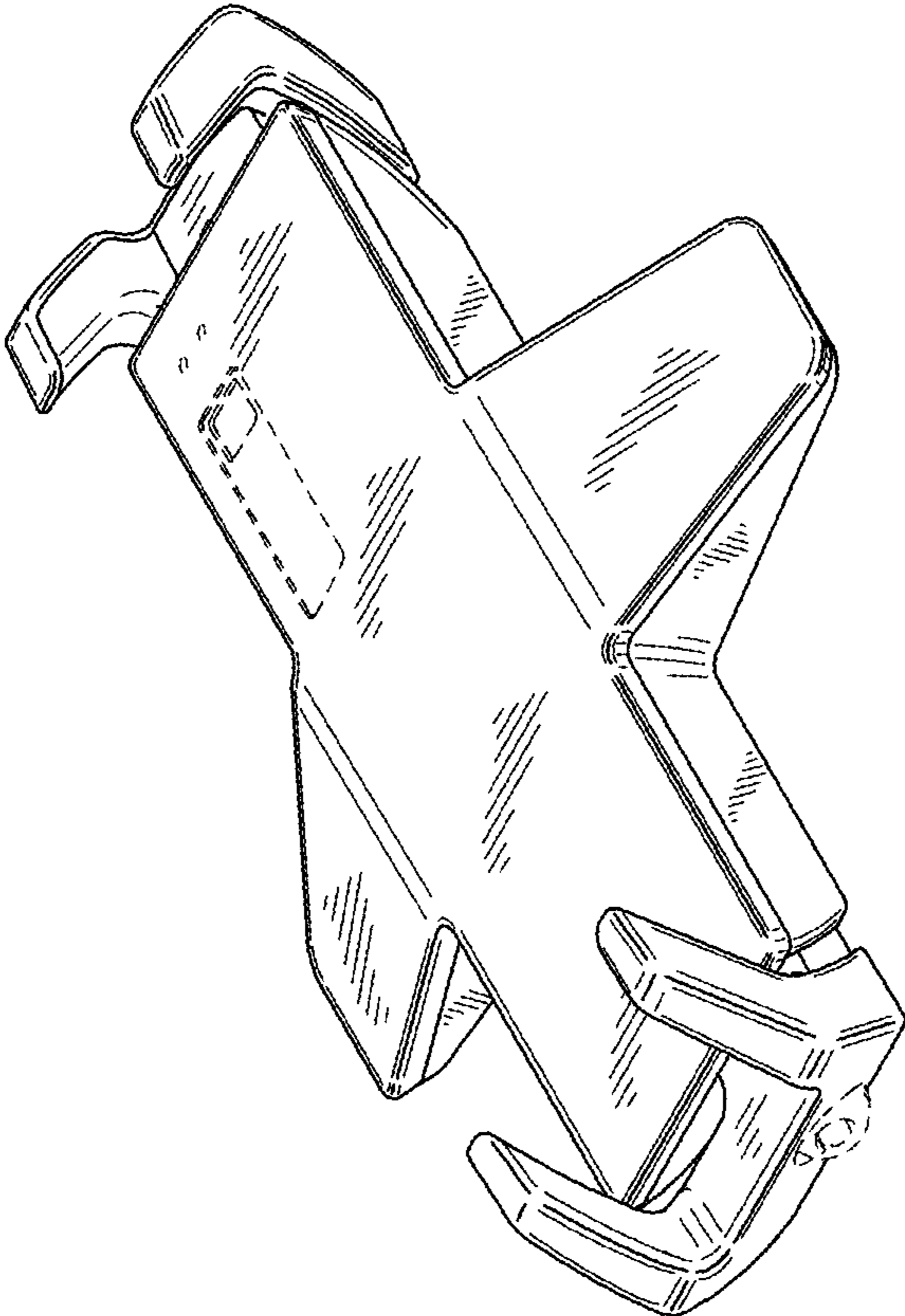
“U.S. Appl. No. 15/165,815, Restriction Requirement dated Nov. 17, 2016”, 6 pgs.

“International Application No. PCT/US2016/034386, International Search Report dated Aug. 12, 2016”, 5 pgs.

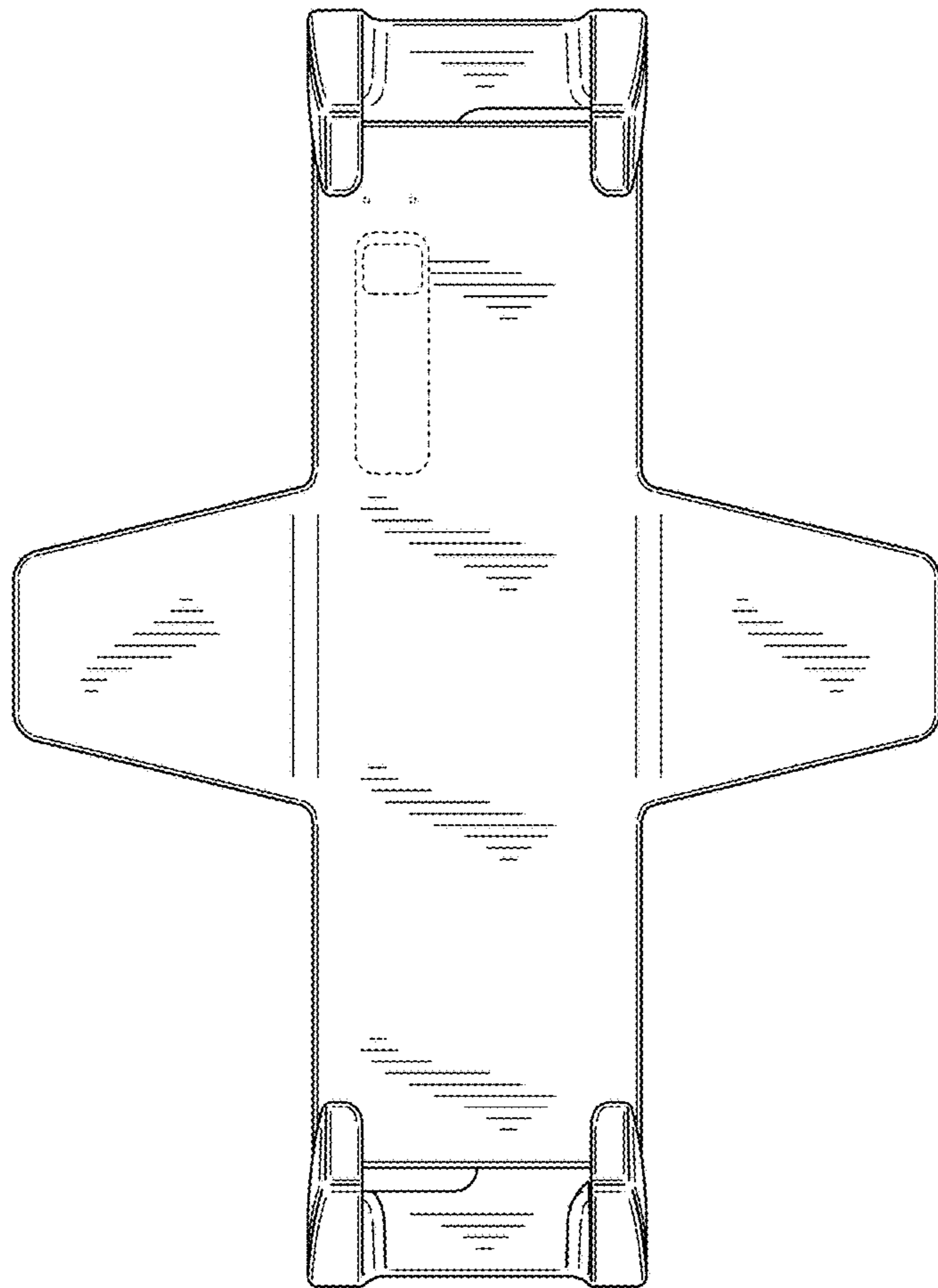
“International Application No. PCT/US2016/034386, Written Opinion dated Aug. 12, 2016”, 6 pgs.

“U.S. Appl. No. 15/165,815, Final Office Action dated Jun. 9, 2017”, 12 pgs.

\* cited by examiner

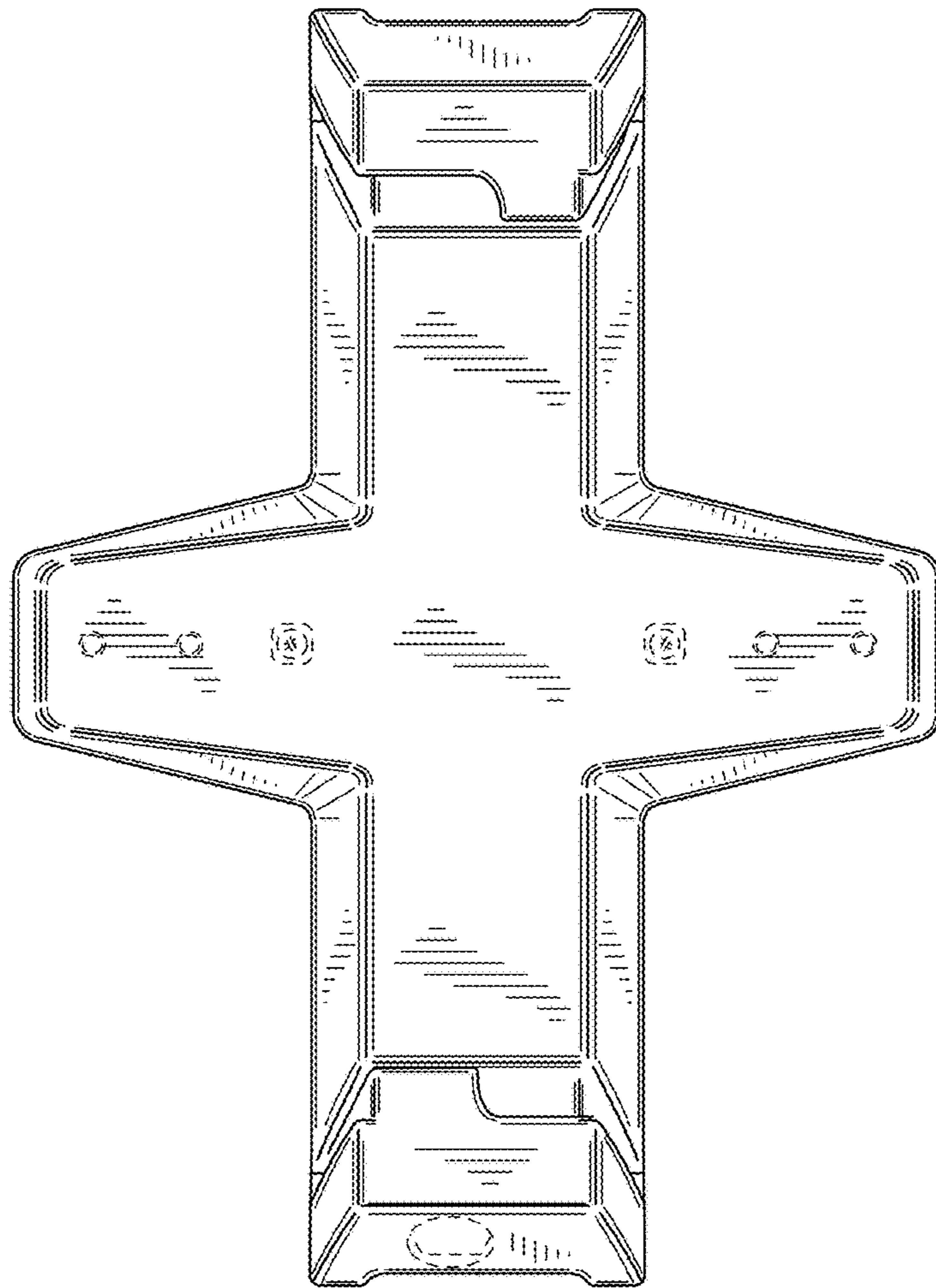


**FIG. 1**

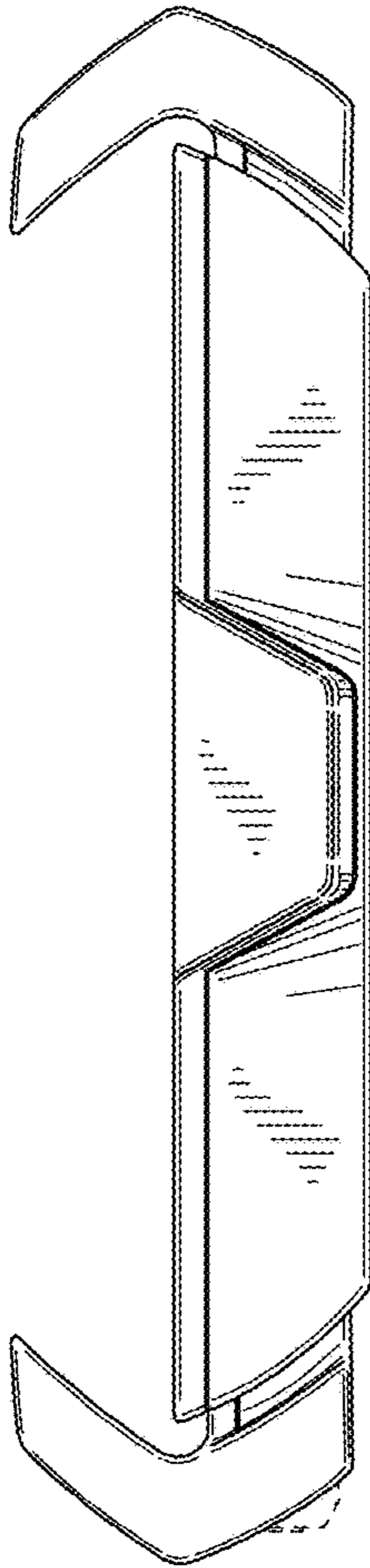


**FIG. 2**

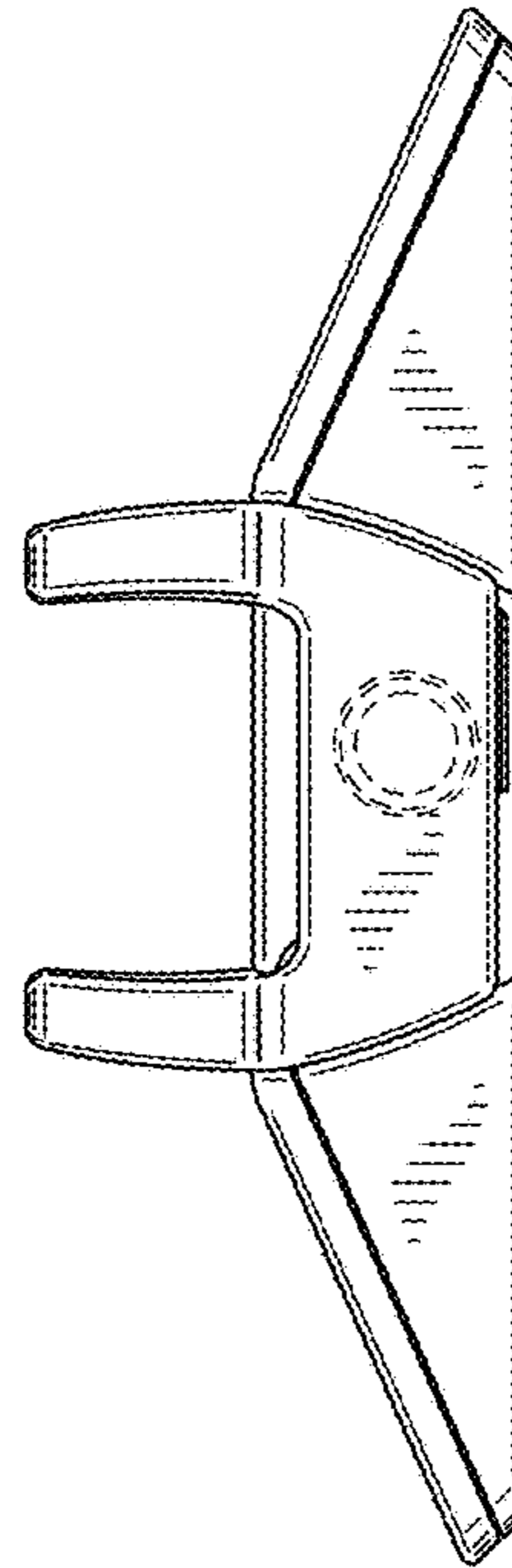




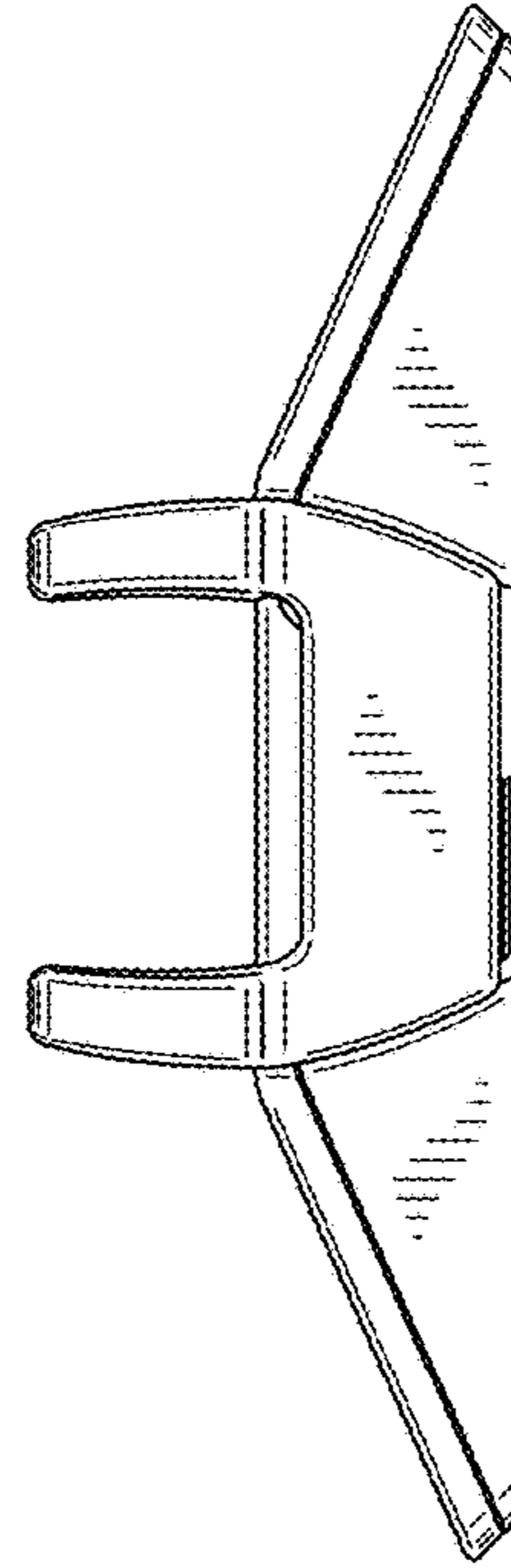
**FIG. 3**



**FIG. 4**



**FIG. 5**



**FIG. 6**