



US00D804469S

(12) **United States Design Patent** (10) **Patent No.:** **US D804,469 S**
Lee et al. (45) **Date of Patent:** **** Dec. 5, 2017**

(54) **ELECTRONIC DEVICE**

(71) Applicant: **Samsung Electronics Co., Ltd.**,
Suwon-si (KR)
(72) Inventors: **Ji Young Lee**, Seoul (KR); **Hyok Su Choi**, Seoul (KR); **Hong Ku Yeo**,
Seongnam-si (KR); **Min-Hyouk Lee**,
Seoul (KR)

(73) Assignee: **SAMSUNG ELECTRONICS CO., LTD.**, Suwon-si (KR)

(**) Term: **14 Years**

(21) Appl. No.: **29/521,989**

(22) Filed: **Mar. 26, 2015**

(30) **Foreign Application Priority Data**

Dec. 31, 2014 (KR) 30-2014-0064585

(51) **LOC (10) Cl.** **14-02**

(52) **U.S. Cl.**
USPC **D14/341**

(58) **Field of Classification Search**
USPC D14/341-347, 137, 138 R, 138 AA,
D14/138 C, 138 G, 496, 203.1, 203.3,
D14/203.4, 203.7, 129, 130, 147, 218,
D14/247, 248, 250, 385, 388, 389,
D14/315-318, 420, 426, 439; D21/324,
D21/329, 330, 332
CPC . A63H 33/3016; G06F 1/1613; G06F 1/1647;
G06F 1/1641; G06F 3/04883; G06F
3/0486; G06F 3/04847; G06F 3/04845;
G06F 3/0484; H04M 1/0279; H04M
1/0281; H04M 1/0283
See application file for complete search history.

(56) **References Cited**

U.S. PATENT DOCUMENTS

D619,555 S * 7/2010 Yang D14/138 G
D620,467 S * 7/2010 Aarras D14/138 G

D656,118 S * 3/2012 Kim D14/138 G
D663,280 S * 7/2012 Lee D14/138 AD
D665,371 S * 8/2012 Finney D14/138 G
D665,766 S * 8/2012 Eguchi D14/138 G
D672,741 S * 12/2012 Lylyk D14/138 G
D676,819 S * 2/2013 Choi D14/138 G
D677,640 S * 3/2013 Kim D14/138 G
D681,584 S * 5/2013 Sung D14/138 G
D686,586 S * 7/2013 Cho D14/138 G
D689,456 S * 9/2013 Lee D14/138 G

(Continued)

OTHER PUBLICATIONS

Samsung Galaxy S6 edge pictures, announced Mar. 15, 2015 [online], [site visited Feb. 1, 2017]. Available from INternet, URL: <http://www.gsmarena.com/samsung_galaxy_s6_edge-pictures-7079.php>.*

Primary Examiner — Barbara Fox
Assistant Examiner — Dana K Weiland
(74) *Attorney, Agent, or Firm* — McAndrews Held & Malloy, Ltd.

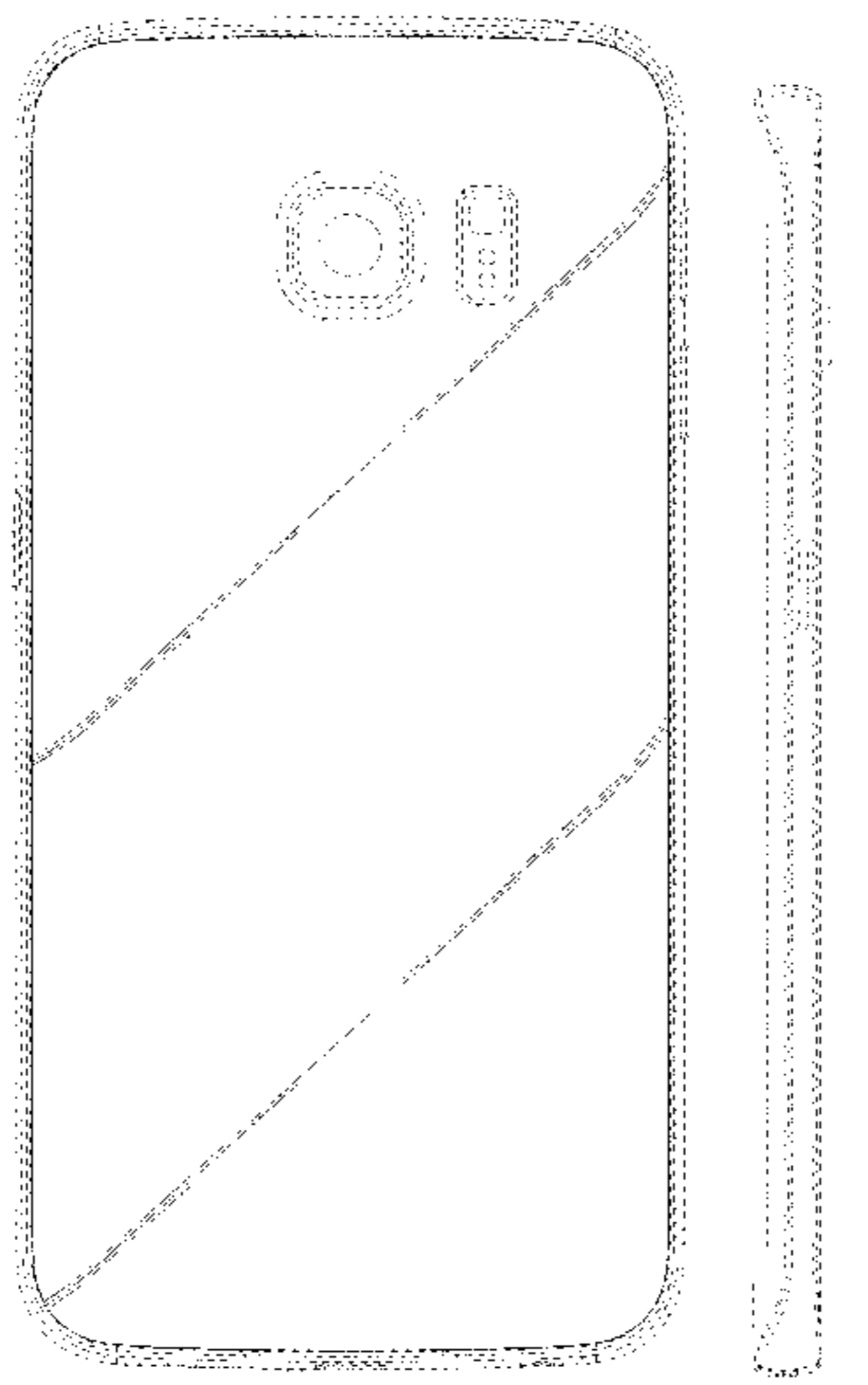
(57) **CLAIM**

The ornamental design for an electronic device, as shown and described.

DESCRIPTION

FIG. 1 is a bottom left rear perspective view of an electronic device showing our new design;
FIG. 2 is a front view thereof;
FIG. 3 is a rear view thereof;
FIG. 4 is a left-side elevation view thereof;
FIG. 5 is a right-side elevation view thereof;
FIG. 6 is a top plan view thereof; and,
FIG. 7 is a bottom plan view thereof.
The broken lines shown in the drawings depict portions of the electronic device that form no part of the claimed design.

1 Claim, 5 Drawing Sheets



(56)

References Cited

U.S. PATENT DOCUMENTS

D690,297 S *	9/2013	Chang	D14/341	D714,752 S *	10/2014	Im	D14/138 G
D696,214 S *	12/2013	Kim	D14/138 G	D717,263 S *	11/2014	Wozniak	D14/138 G
D696,220 S *	12/2013	Seo	D14/138 G	D717,285 S *	11/2014	Fahlgren	D14/248
D696,221 S *	12/2013	Lee	D14/138 G	D724,044 S *	3/2015	Reivo	D14/138 G
D696,662 S *	12/2013	Song	D14/341	D728,545 S *	5/2015	Koh	D14/248
D697,885 S *	1/2014	Park	D14/138 G	D729,189 S *	5/2015	Kangasmaa	D14/138 G
D697,889 S *	1/2014	Ahn	D14/138 G	D729,191 S *	5/2015	Chung	D14/138 G
D697,890 S *	1/2014	Choe	D14/138 G	D732,514 S *	6/2015	Ryu	D14/248
D698,332 S *	1/2014	Ryu	D14/138 G	D732,540 S *	6/2015	Kang	D14/439
D701,190 S *	3/2014	Lee	D14/138 G	D744,447 S *	12/2015	Ryu	D14/138 G
D702,207 S *	4/2014	Ryu	D14/138 G	D748,090 S *	1/2016	Kim	D14/341
D702,228 S *	4/2014	Park	D14/341	D749,551 S *	2/2016	Mitchell	D14/248
D703,644 S *	4/2014	Song	D14/248	D750,586 S *	3/2016	Chen	D14/138 G
D706,251 S *	6/2014	Park	D14/248	D752,538 S *	3/2016	Husgafvel	D14/138 G
D710,815 S *	8/2014	Kim	D14/138 G	D760,206 S *	6/2016	Ryu	D14/248
D713,367 S *	9/2014	Kim	D14/138 G	D768,102 S *	10/2016	Lee	D14/138 G
					D771,001 S *	11/2016	Reivo	D14/138 G
					D777,699 S *	1/2017	Yuan	D14/138 G
					2016/0234361 A1 *	8/2016	Baek	H04M 1/0262

* cited by examiner

FIG. 1

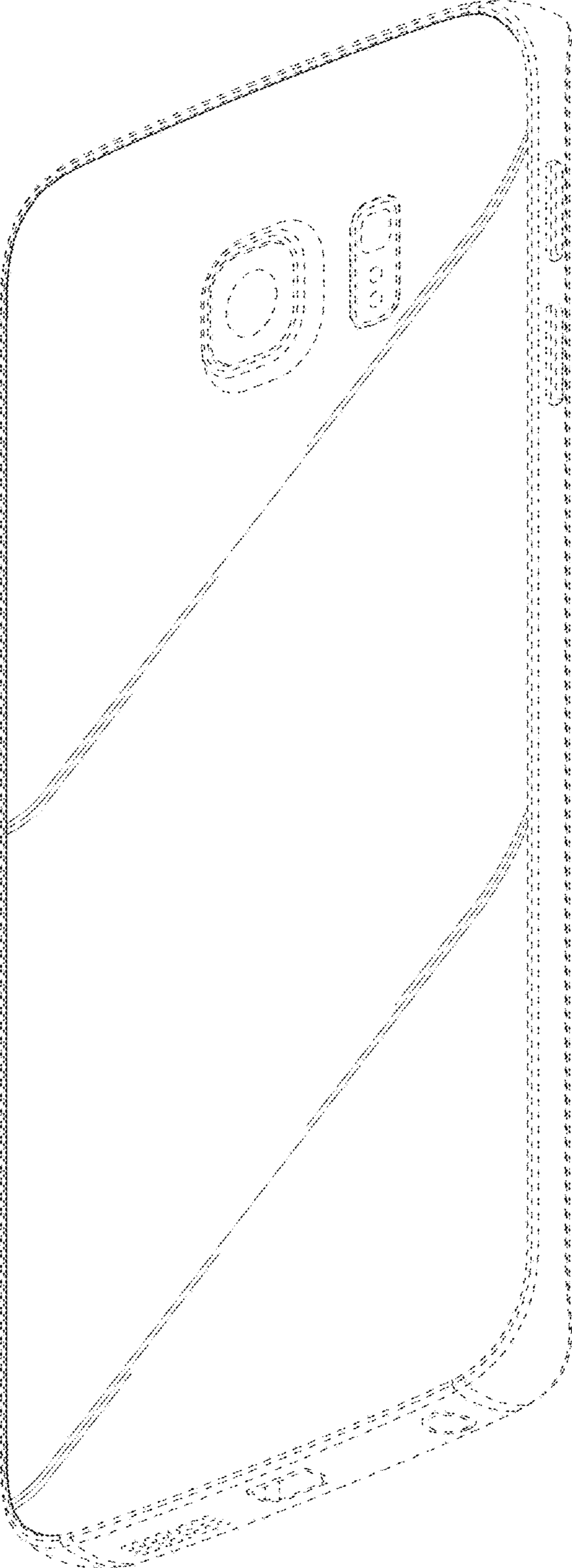


FIG. 2




FIG. 3




FIG. 4




FIG. 5

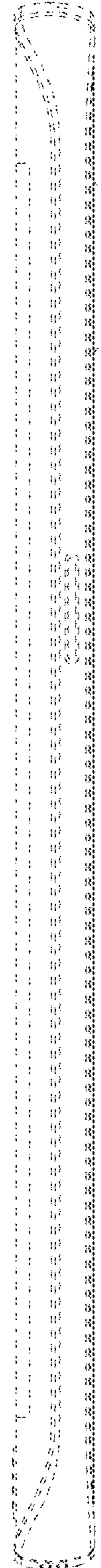


FIG. 6




FIG. 7

