



US00D804467S

(12) **United States Design Patent** (10) **Patent No.:** **US D804,467 S**  
**Probst et al.** (45) **Date of Patent:** **\*\* Dec. 5, 2017**

(54) **PORTABLE INFORMATION HANDLING SYSTEM HOUSING**

(71) Applicant: **Dell Products L.P.**, Round Rock, TX (US)

(72) Inventors: **Joshua Y. Probst**, Austin, TX (US); **Jason T. Minehart**, Cedar Park, TX (US); **Shih-Heng Chen**, Taipei (TW); **Michael Ellis Smith**, Austin, TX (US); **Nick Poteracki**, Austin, TX (US); **Matthew C. Grossman**, Austin, TX (US)

(73) Assignee: **Dell Products L.P.**, Round Rock, TX (US)

(\*\*) Term: **15 Years**

(21) Appl. No.: **29/577,770**

(22) Filed: **Sep. 15, 2016**

(51) **LOC (10) Cl.** ..... **14-02**

(52) **U.S. Cl.**  
USPC ..... **D14/315**

(58) **Field of Classification Search**  
USPC ..... D14/315-327; D18/1, 2, 7, 11; 235/145 A, 145 R; 341/22, 23; 345/104, 345/156, 168, 169, 173; 361/679.08, 361/679.09, 679.11, 679.26, 679.27  
CPC ..... G06F 1/16; G06F 1/1616; G06F 1/1626; G06F 1/1632; G06F 1/1613; G06F 1/1601; G06F 1/1618; G06F 1/162; G06F 1/166; G06F 1/1654; G06F 1/1681; G06F 1/1637; G06F 1/1688; G06F 1/1656; H01R 35/02; H03M 11/00; G09B 13/04; H03K 17/94; G09G 5/00; F16M 11/10; H05K 5/00; H04M 1/0237

See application file for complete search history.

(56) **References Cited**

U.S. PATENT DOCUMENTS

D607,882 S *	1/2010	Nakada .....	D14/315
D678,268 S *	3/2013	O'Neil .....	D14/315
D683,344 S *	5/2013	Kao .....	D14/318
D705,216 S *	5/2014	Baek .....	D14/315
D720,741 S *	1/2015	Leonard .....	D14/315
D724,075 S *	3/2015	Sohn .....	D14/315

\* cited by examiner

*Primary Examiner* — Freda S Nunn

(74) *Attorney, Agent, or Firm* — Terrile, Cannatti, Chambers & Holland, LLP; Stephen A. Terrile


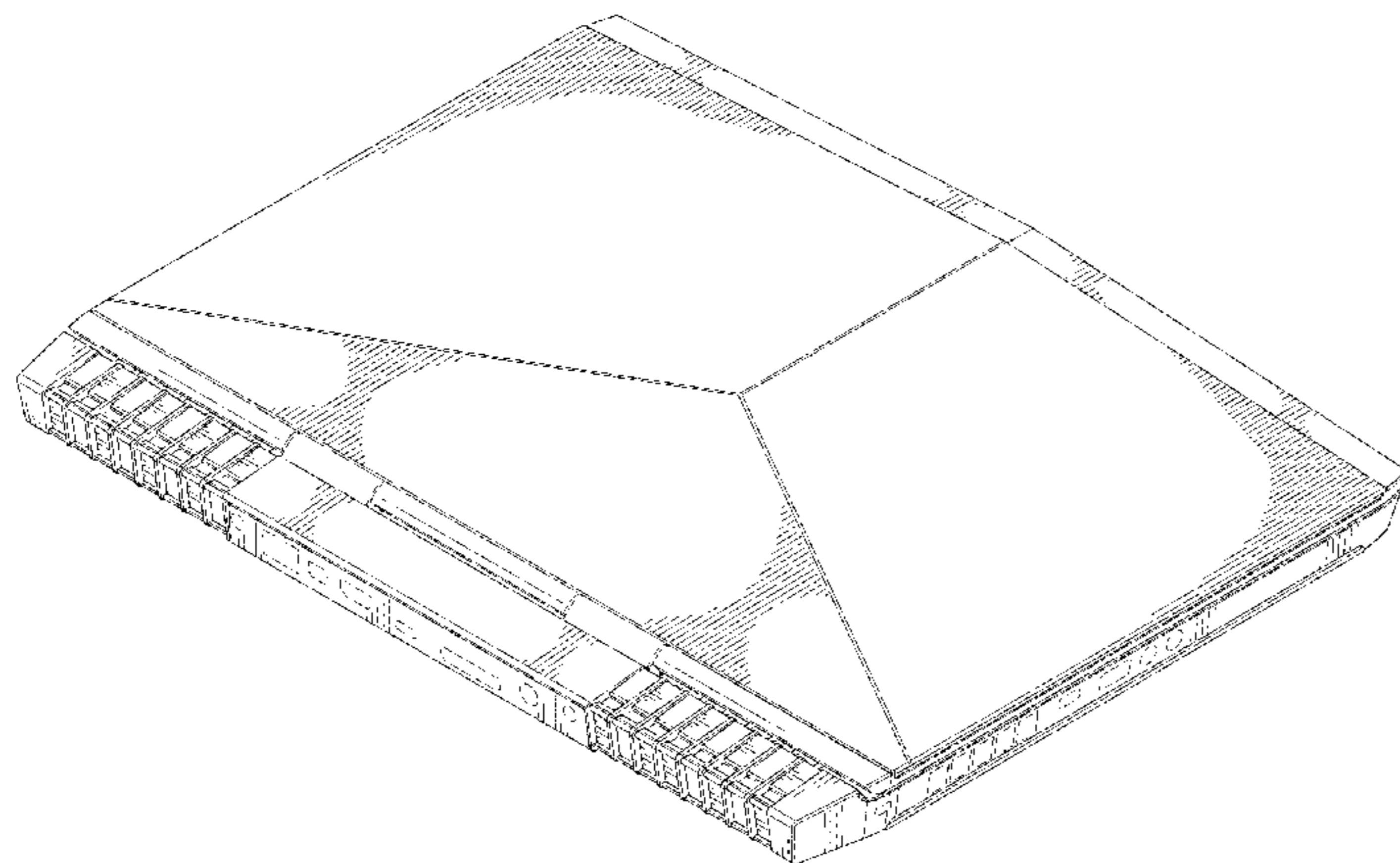
(57) **CLAIM**

We claim the ornamental design for the portable information handling system housing, as shown and described.

**DESCRIPTION**

FIG. 1 is a front perspective view of the portable information handling system housing comprising the present invention; FIG. 2 is a front view thereof; FIG. 3 is a rear view thereof; FIG. 4 is a right side view thereof; FIG. 5 is a left side view thereof; FIG. 6 is a top view thereof; FIG. 7 is a bottom view thereof; and, FIG. 8 is a front perspective view thereof in an open position. Broken lines shown in the drawings illustrate portions of the portable information handling system housing, and form no part of the claimed design.

**1 Claim, 5 Drawing Sheets**



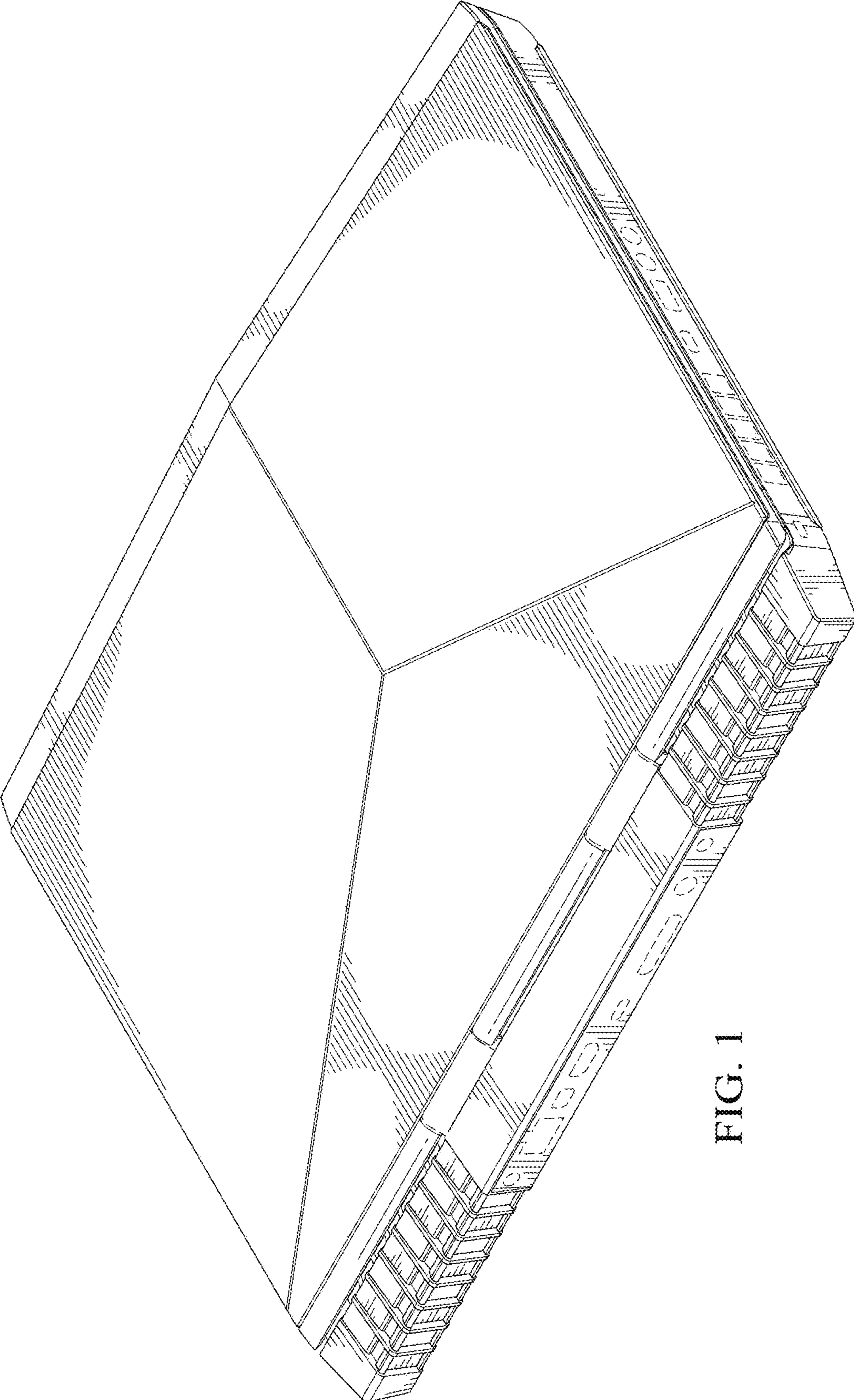


FIG. 1




FIG. 2

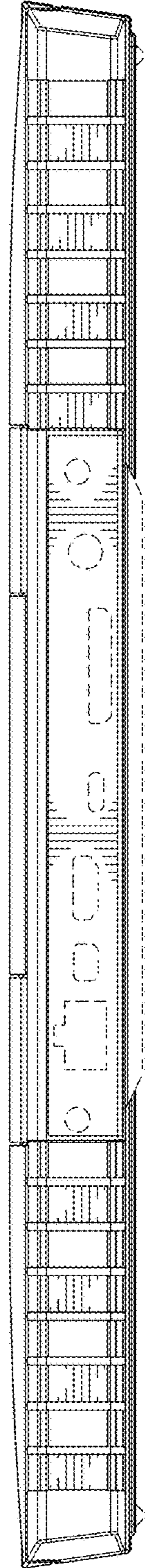


FIG. 3

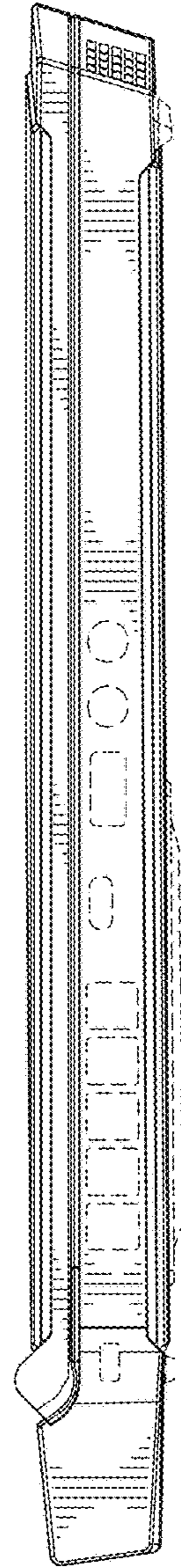


FIG. 4

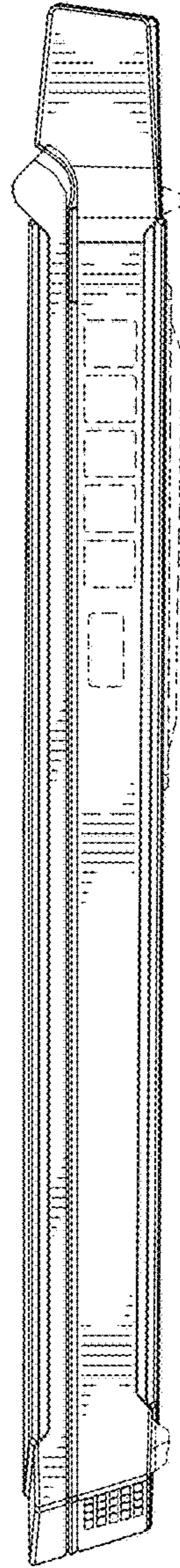


FIG. 5

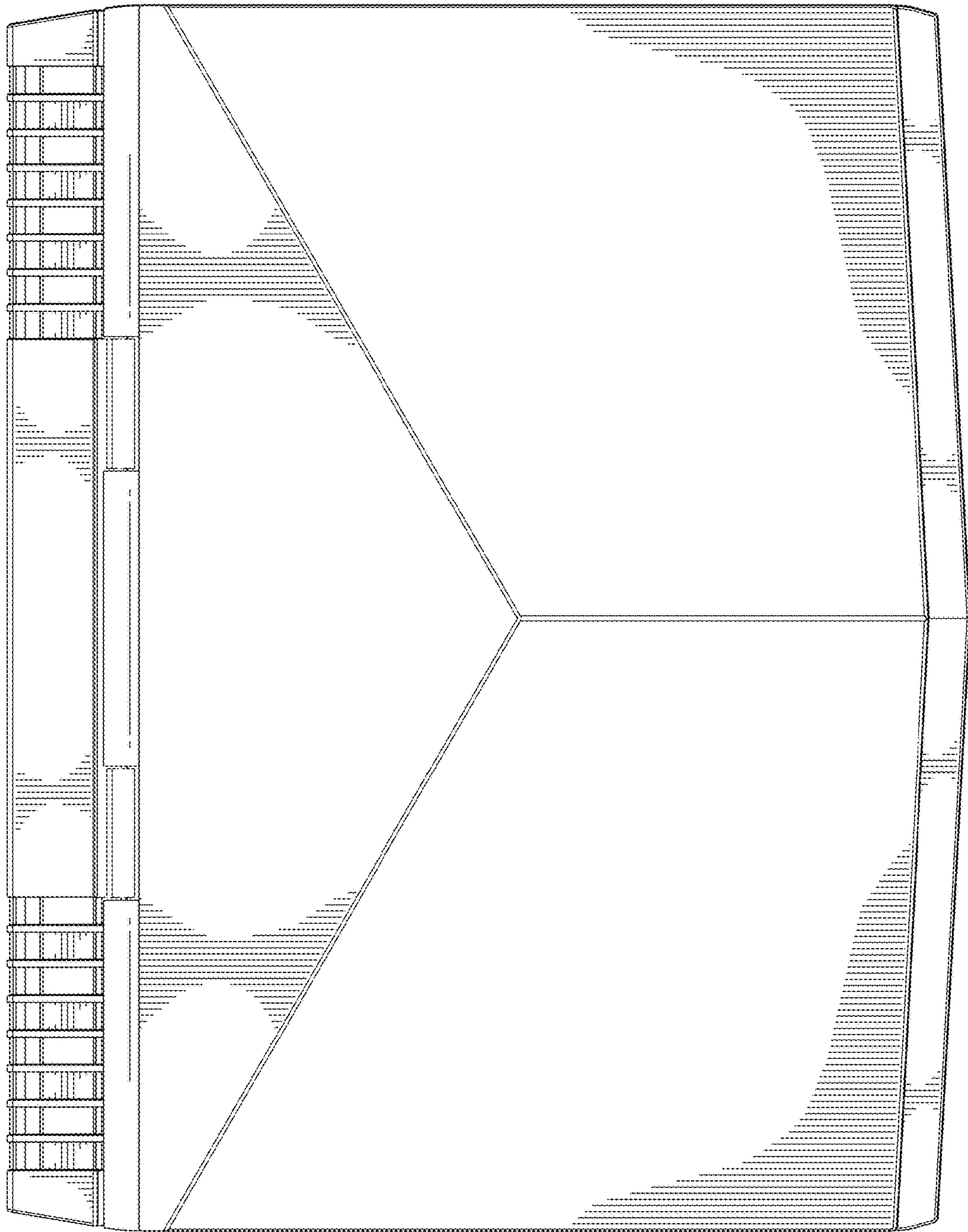


FIG. 6

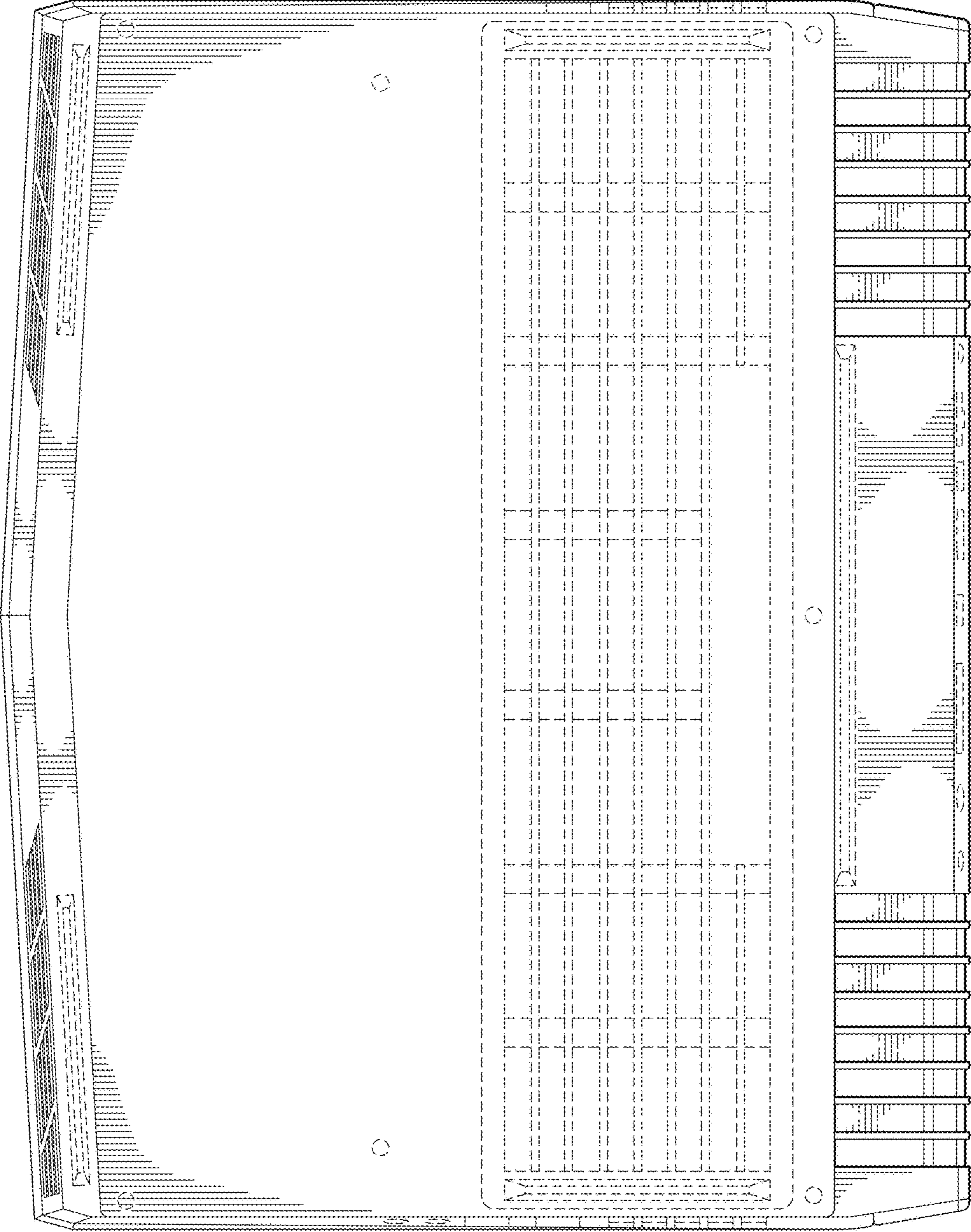


FIG. 7

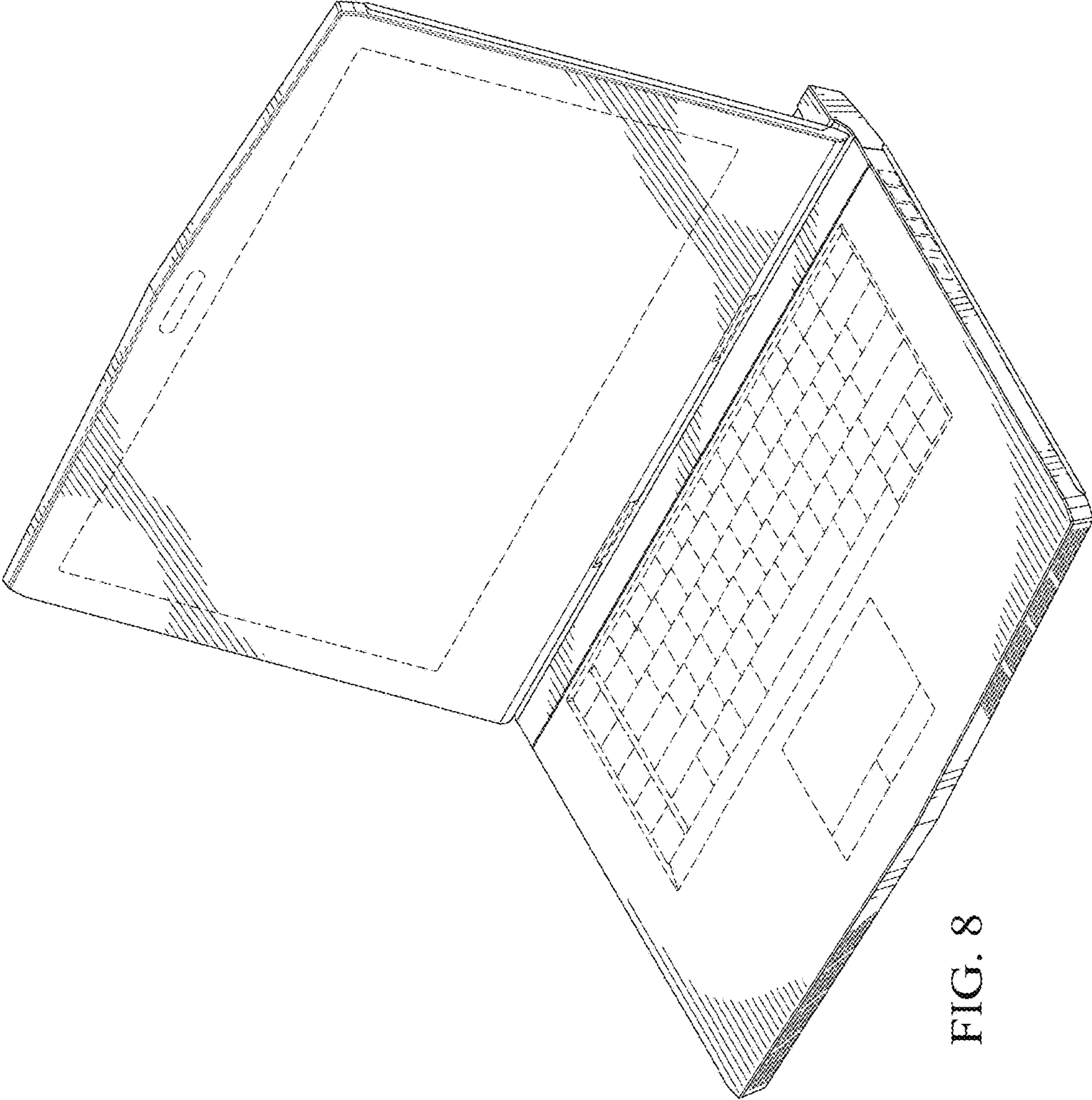


FIG. 8