

US00D804445S

(12) **United States Design Patent**
Golnik et al.

(10) **Patent No.:** **US D804,445 S**

(45) **Date of Patent:** **** Dec. 5, 2017**

(54) **IN-EAR HEADPHONES**

(71) Applicant: **Fossil Group, Inc.**, Richardson, TX
(US)

(72) Inventors: **Timothy Simeon Golnik**, San Francisco, CA (US); **Diana Chang**, San Francisco, CA (US); **James Toggweiler**, San Francisco, CA (US)

(73) Assignee: **Fossil Group, Inc.**, Richardson, TX
(US)

(**) Term: **15 Years**

(21) Appl. No.: **29/550,537**

(22) Filed: **Jan. 5, 2016**

(51) **LOC (10) Cl.** **14-01**

(52) **U.S. Cl.**
USPC **D14/205**; D14/223

(58) **Field of Classification Search**
USPC D14/205, 223; 181/129, 130, 135;
379/430, 431; 381/374, 380, 381
CPC H04R 1/10; H04R 1/1016; H04R 1/1066;
H04R 5/0335; H04R 5/033; H04R 25/00;
H04R 1/105; H04R 1/1033
See application file for complete search history.

(56) **References Cited**

U.S. PATENT DOCUMENTS

2,754,365	A *	7/1956	Walters	H04R 1/225 181/132
3,049,582	A *	8/1962	Shinn	H01R 4/70 174/92
4,584,718	A *	4/1986	Fuller	G11B 33/025 181/149
D294,830	S *	3/1988	Umehara	D10/104.1
D295,173	S *	4/1988	Oren	D14/168
D296,440	S *	6/1988	Smith	D14/432

(Continued)

Primary Examiner — Paula Allen Greene

(74) *Attorney, Agent, or Firm* — Cooley LLP

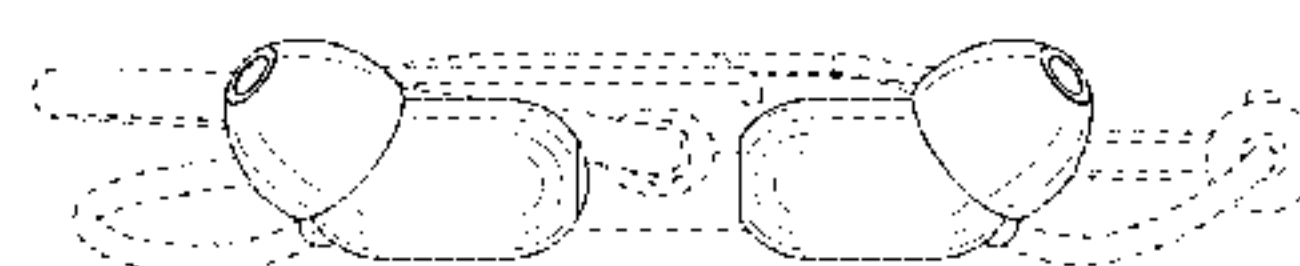
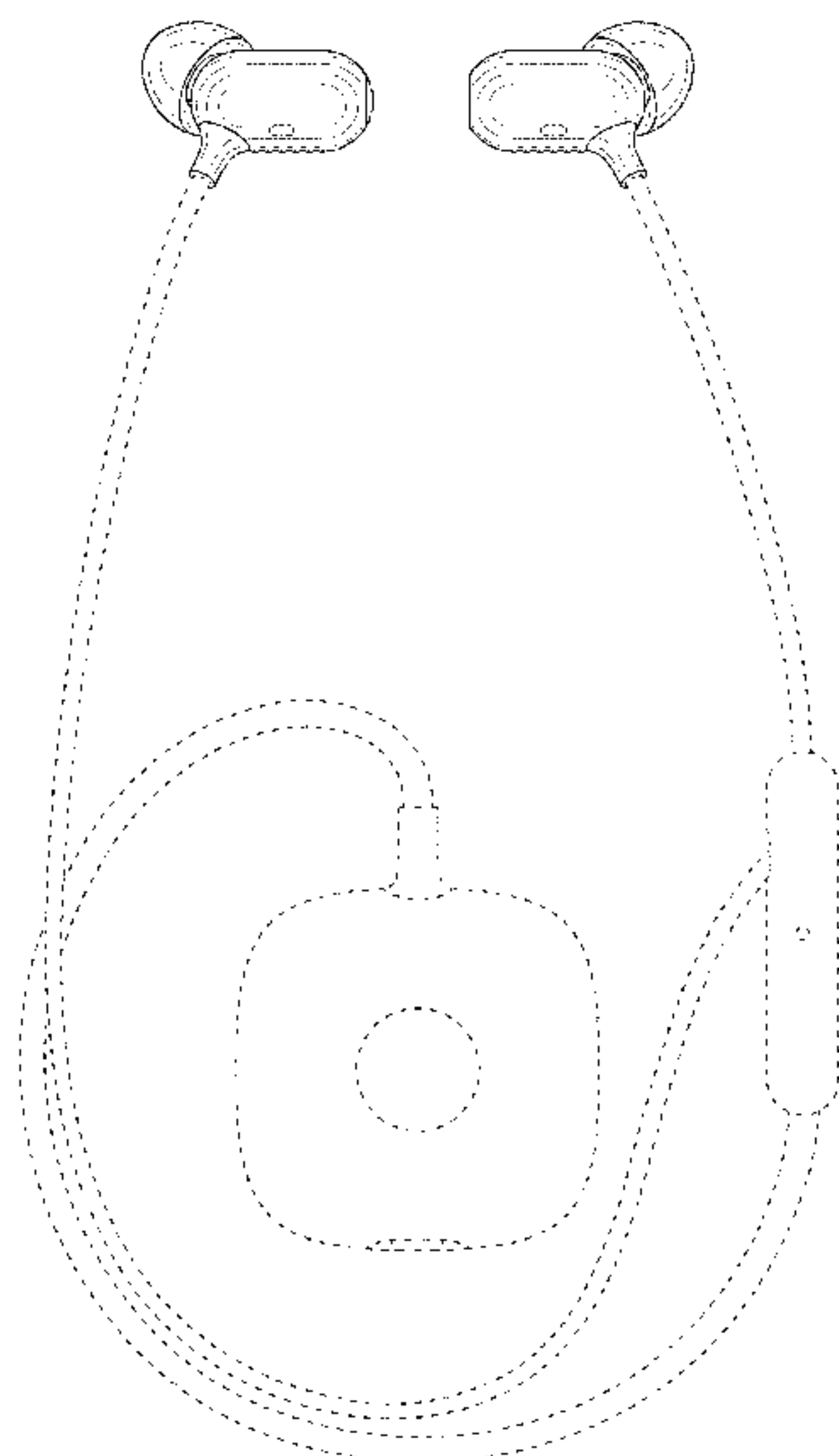
(57) **CLAIM**

The ornamental design for in-ear headphones, as shown and described.

DESCRIPTION

FIG. 1 is a perspective view of a first embodiment of the in-ear headphones;
 FIG. 2 is another perspective view of the first embodiment thereof;
 FIG. 3 is a front view of the first embodiment thereof;
 FIG. 4 is a back view of the first embodiment thereof;
 FIG. 5 is a right side view of the first embodiment thereof;
 FIG. 6 is a left side view of the first embodiment thereof;
 FIG. 7 is a top view of the first embodiment thereof; and
 FIG. 8 is a bottom view of the first embodiment thereof.
 FIG. 9 is a perspective view of a second embodiment of the in-ear headphones;
 FIG. 10 is another perspective view of the second embodiment thereof;
 FIG. 11 is a front view of the second embodiment thereof;
 FIG. 12 is a back view of the second embodiment thereof;
 FIG. 13 is a right side view of the second embodiment thereof;
 FIG. 14 is a left side view of the second embodiment thereof;
 FIG. 15 is a top view of the second embodiment thereof;
 and,
 FIG. 16 is a bottom view of the second embodiment thereof.
 The broken lines immediately adjacent the shaded areas represent the bounds of the claimed design while all other broken lines are directed to environment and are for illustrative purposes only; the broken lines form no part of the claimed design.

1 Claim, 16 Drawing Sheets



(56)

References Cited

U.S. PATENT DOCUMENTS

D311,521 S * 10/1990 Jonsson D14/206
 D314,964 S * 2/1991 Chung D14/188
 D316,550 S * 4/1991 Sogabe D14/168
 D318,670 S * 7/1991 Taniguchi D14/205
 D326,655 S * 6/1992 Iribe D14/192
 D334,043 S * 3/1993 Taniguchi D14/218
 5,247,293 A * 9/1993 Nakagawa G11B 15/023
 340/4.42
 D344,522 S * 2/1994 Taniguchi D14/205
 D391,572 S * 3/1998 Lee D14/192
 5,832,098 A * 11/1998 Chen H04M 1/05
 381/370
 D430,139 S * 8/2000 Peters D14/192
 D430,860 S * 9/2000 Yoon D14/142
 D435,036 S * 12/2000 Koss D14/223
 D448,365 S * 9/2001 Kerestegian D14/240
 6,438,248 B1 * 8/2002 Kamimura H04M 1/05
 381/374
 D464,952 S * 10/2002 Beraut D14/225
 D465,477 S * 11/2002 Beraut D14/218
 6,495,988 B1 * 12/2002 Liao H02J 7/0045
 320/111
 D481,377 S * 10/2003 Eguchi D14/223
 D496,031 S * 9/2004 Ma D10/104.1
 D496,653 S * 9/2004 Townsend D14/240
 D500,485 S * 1/2005 Deguchi D14/480.4
 D504,177 S * 4/2005 Erfan D14/205
 D511,157 S * 11/2005 Johnson D14/223
 D514,095 S * 1/2006 Wilson D14/223
 D520,991 S * 5/2006 Ma D14/240

D526,642 S * 8/2006 Choe D14/205
 D552,076 S * 10/2007 Griffin D14/188
 D552,603 S * 10/2007 Tierney D14/155
 D569,841 S * 5/2008 Chung D14/205
 D587,681 S * 3/2009 Yanai D14/205
 D588,101 S * 3/2009 Bradford D14/205
 D588,735 S * 3/2009 Woodard D26/61
 D593,999 S * 6/2009 Mauritzsson D14/223
 7,551,748 B2 * 6/2009 Kamo H04R 1/1016
 381/328
 D602,905 S * 10/2009 Morisawa D14/205
 D605,170 S * 12/2009 Keinanen D14/205
 D605,182 S * 12/2009 Fagnot D14/223
 D607,875 S * 1/2010 Pedersen, II H04R 1/1033
 D14/206
 D614,168 S * 4/2010 Rogers D14/206
 D621,389 S * 8/2010 Nagayama D14/223
 D652,817 S * 1/2012 Lee D14/205
 D653,235 S * 1/2012 McManigal D14/205
 D654,056 S * 2/2012 Hoggarth D14/205
 8,290,193 B2 * 10/2012 Pang H04R 1/1033
 381/370
 D685,764 S * 7/2013 Coulter D14/205
 D693,326 S * 11/2013 Takeno D14/205
 D718,273 S * 11/2014 Harata D14/205
 D726,145 S * 4/2015 Hsieh D14/205
 D739,377 S * 9/2015 Yeom D14/205
 D776,635 S * 1/2017 Chang D14/205
 D777,138 S * 1/2017 Fletcher D14/205
 D777,139 S * 1/2017 Fletcher D14/205
 2016/0142808 A1 * 5/2016 Monahan H04R 1/105
 381/384

* cited by examiner

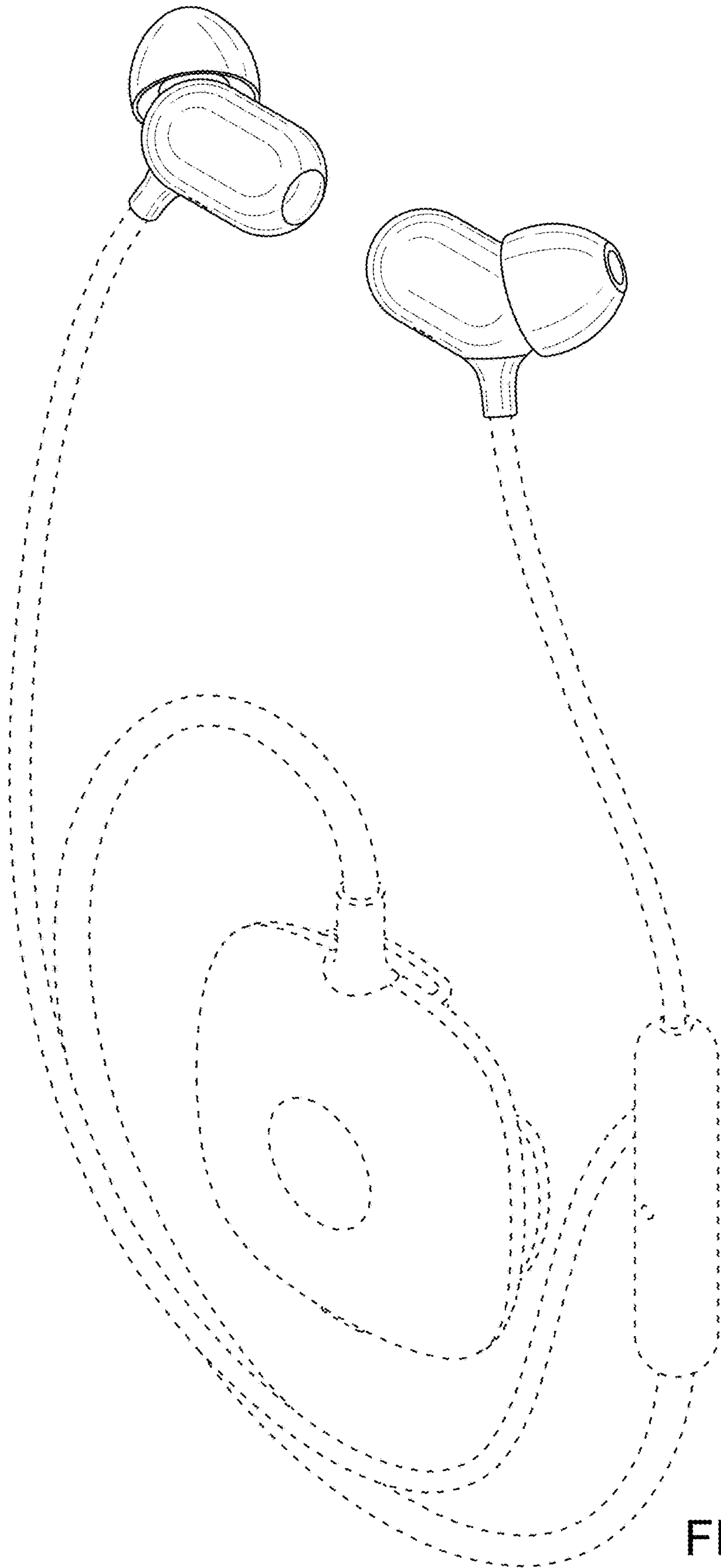


FIG. 1

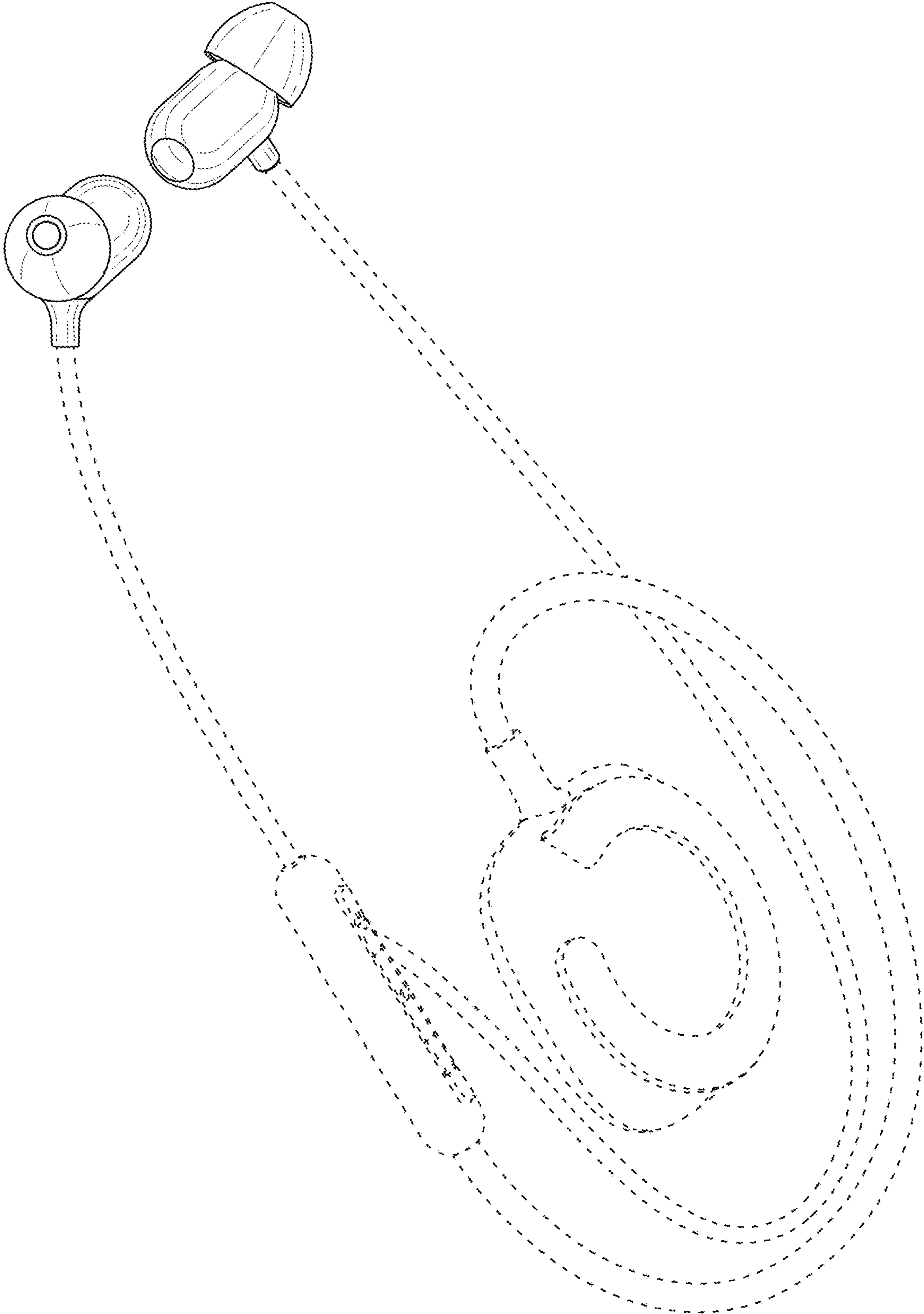


FIG. 2

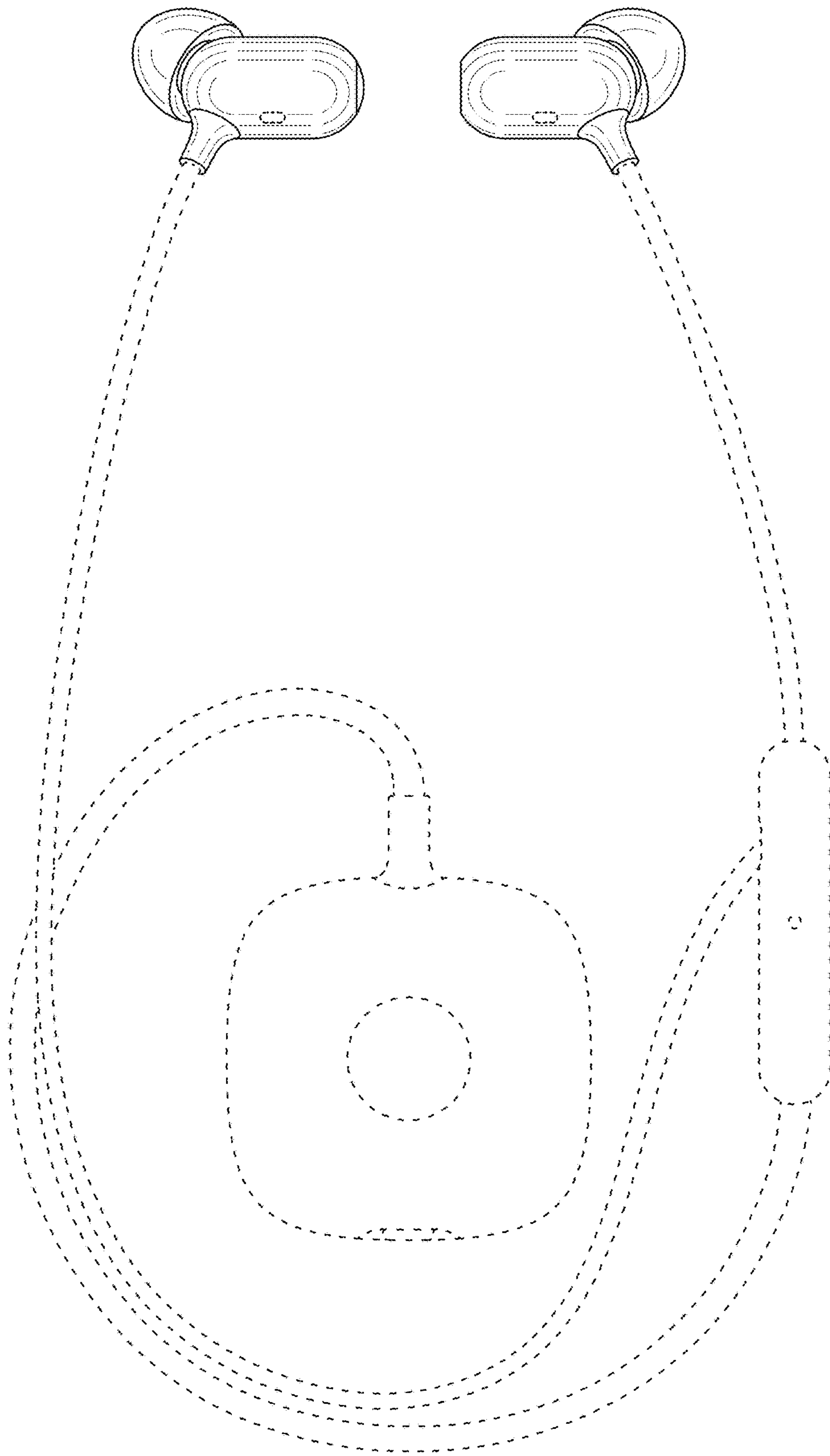


FIG. 3

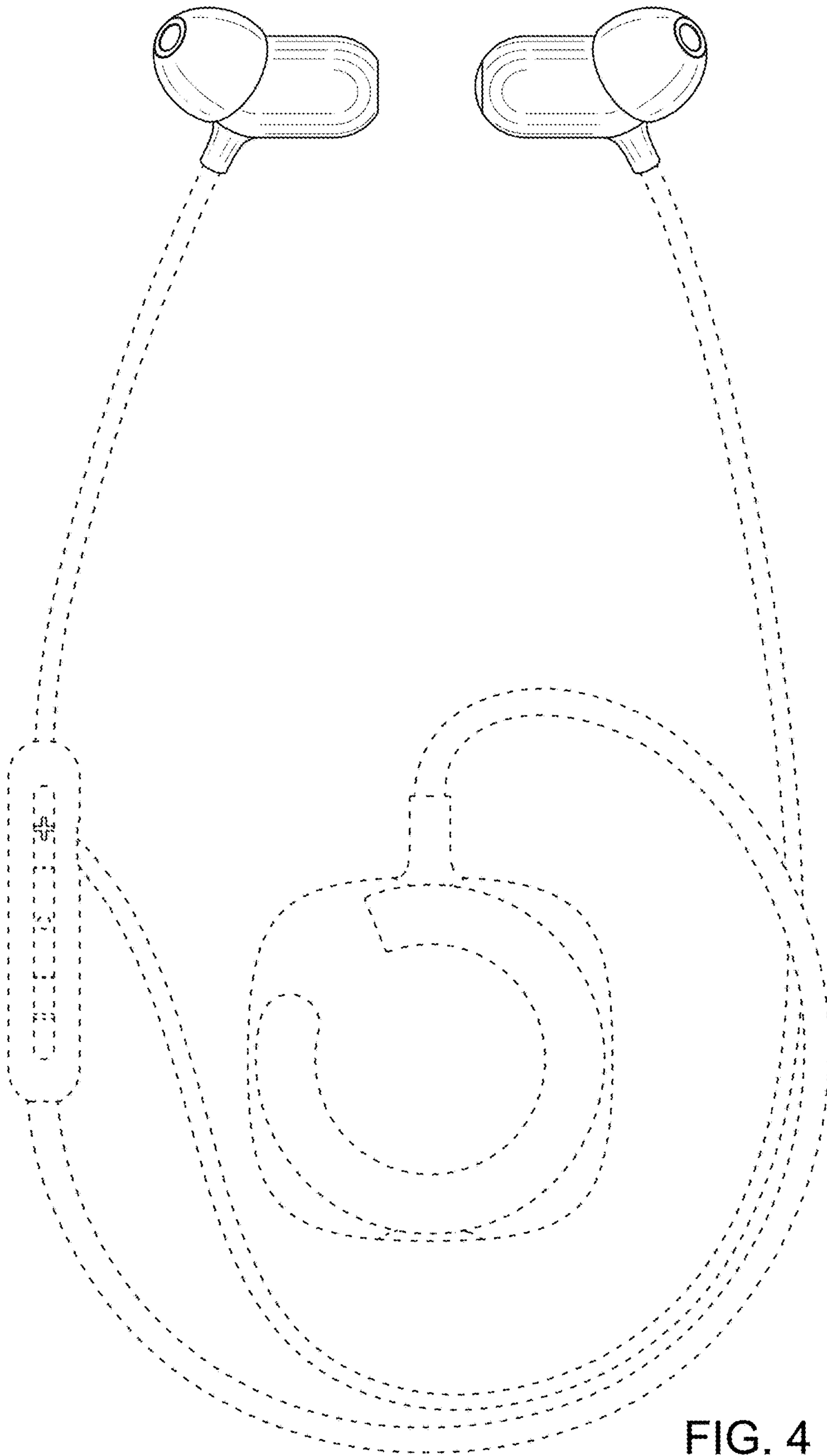


FIG. 4




FIG. 5




FIG. 6

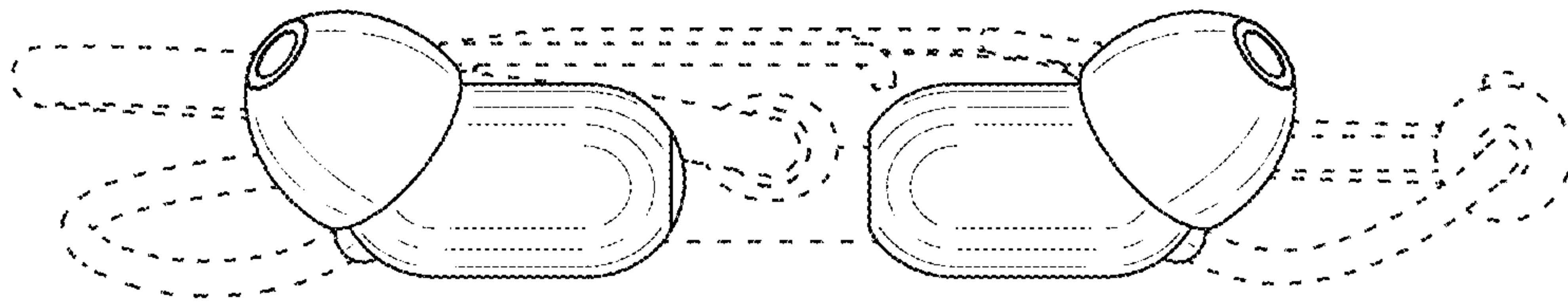


FIG. 7




FIG. 8

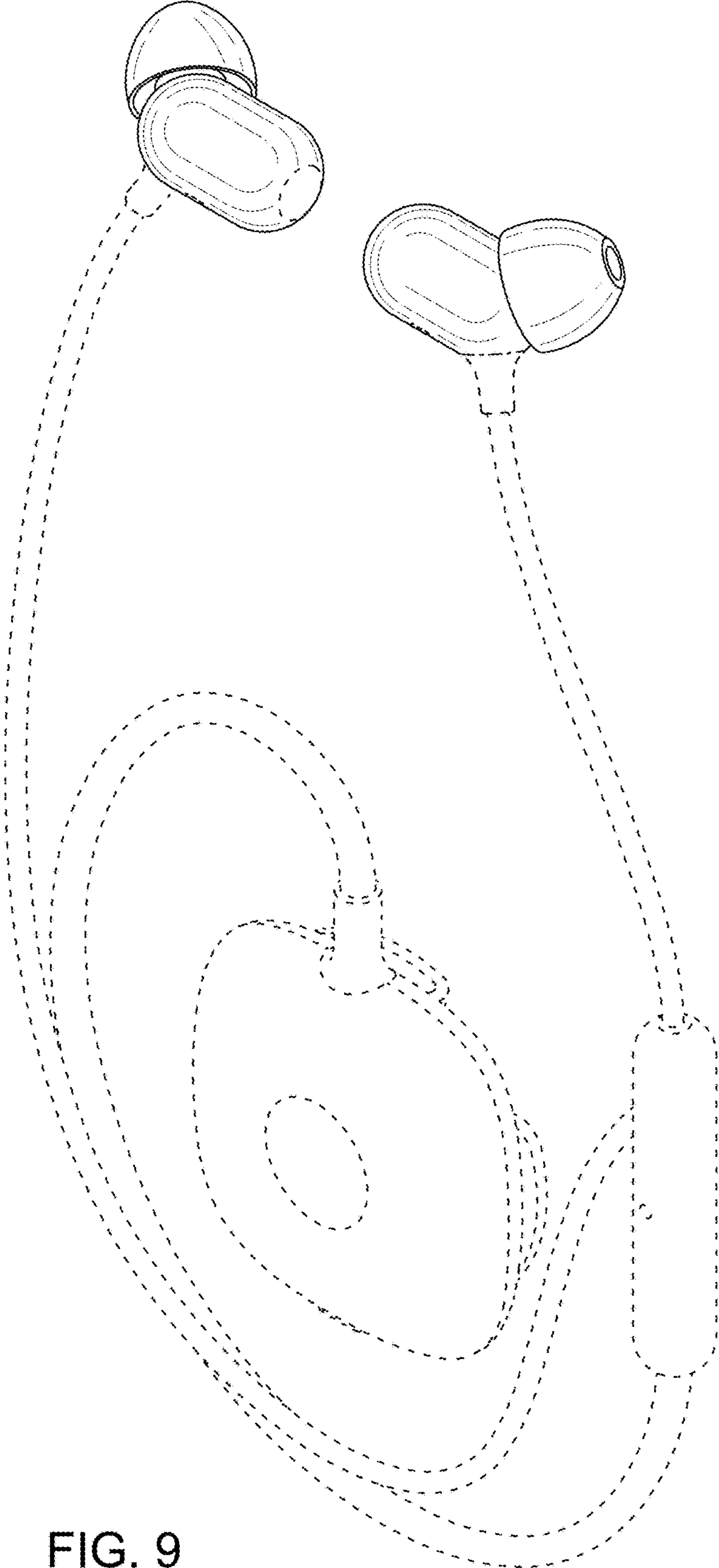


FIG. 9

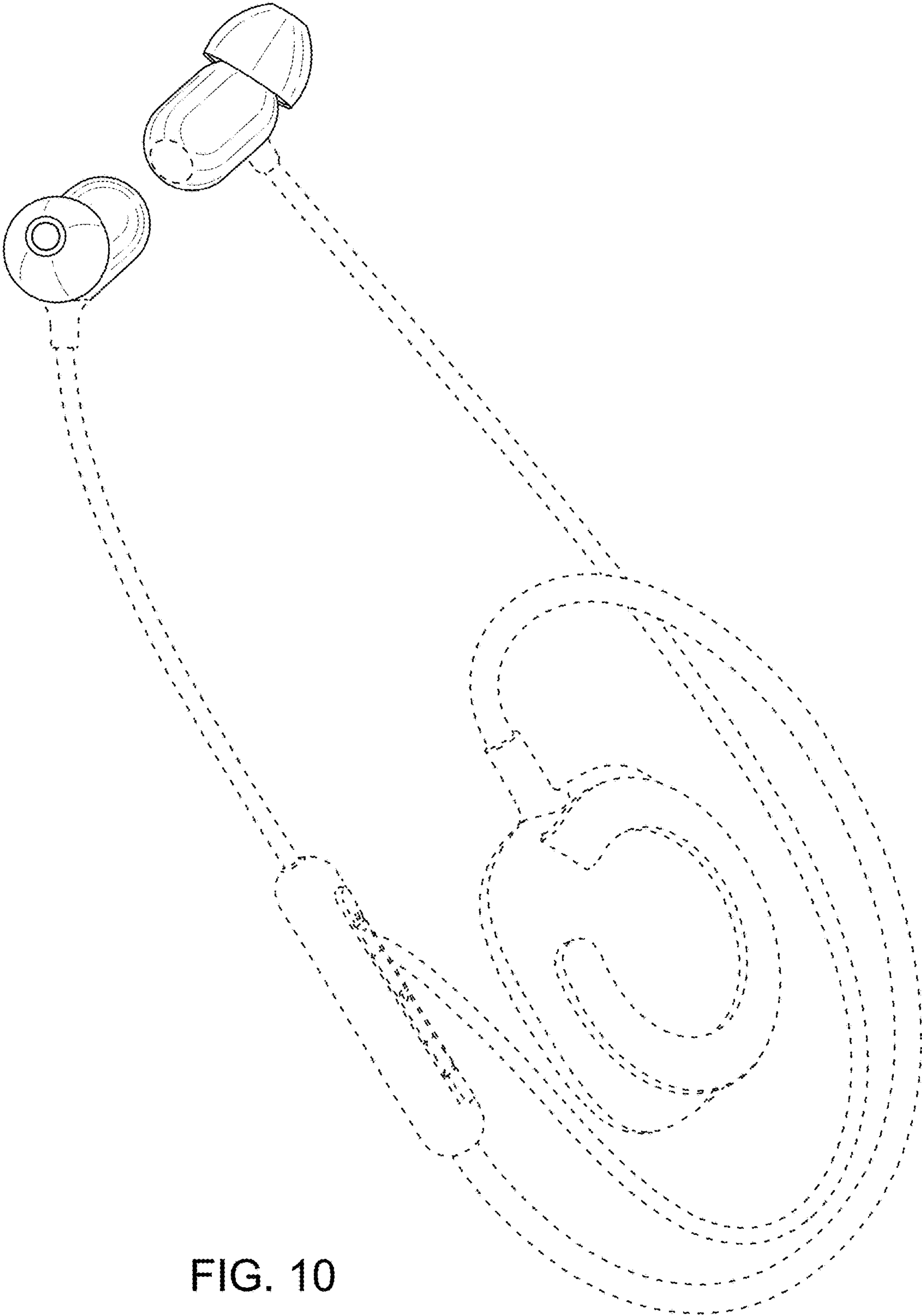


FIG. 10

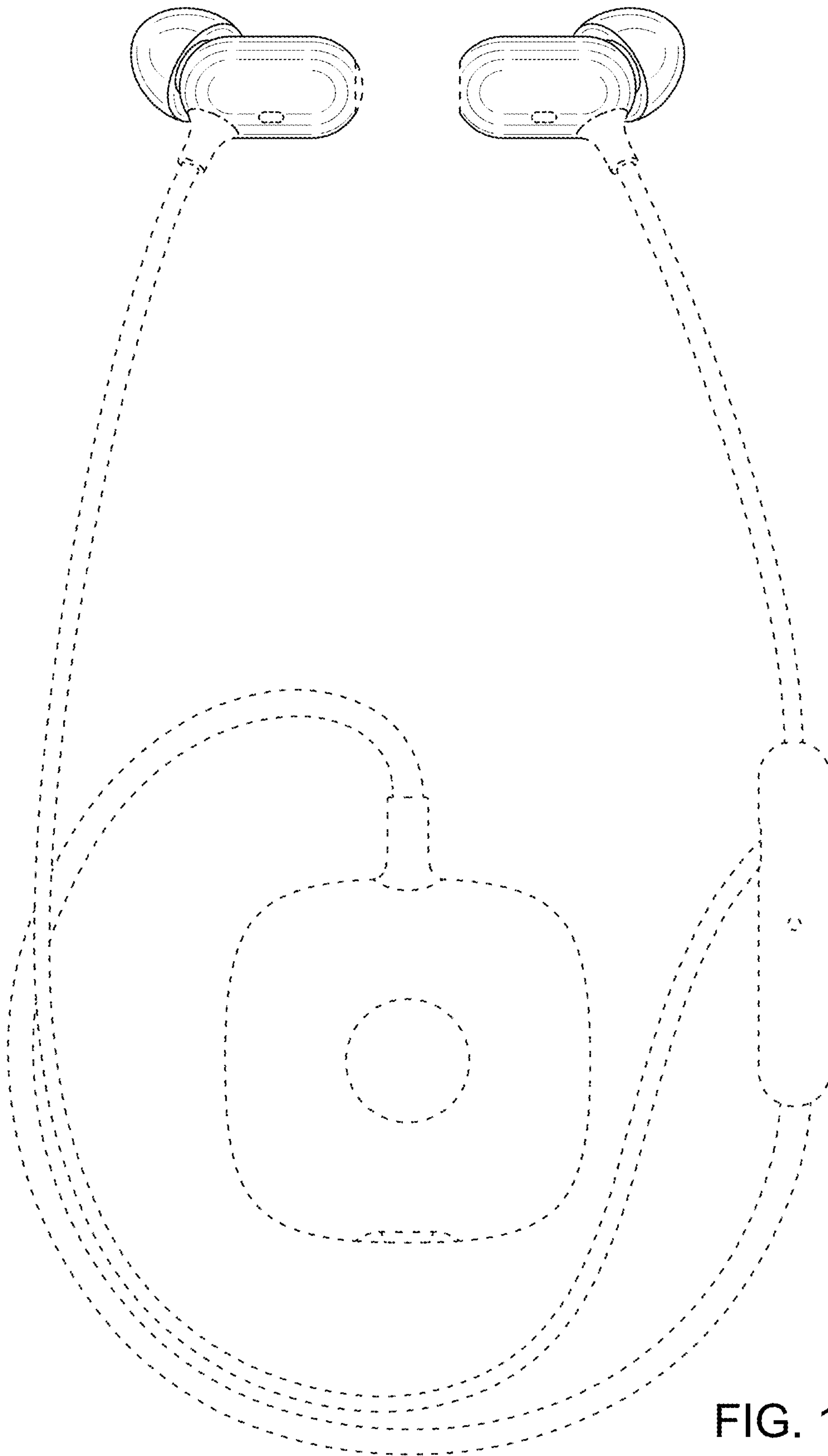


FIG. 11

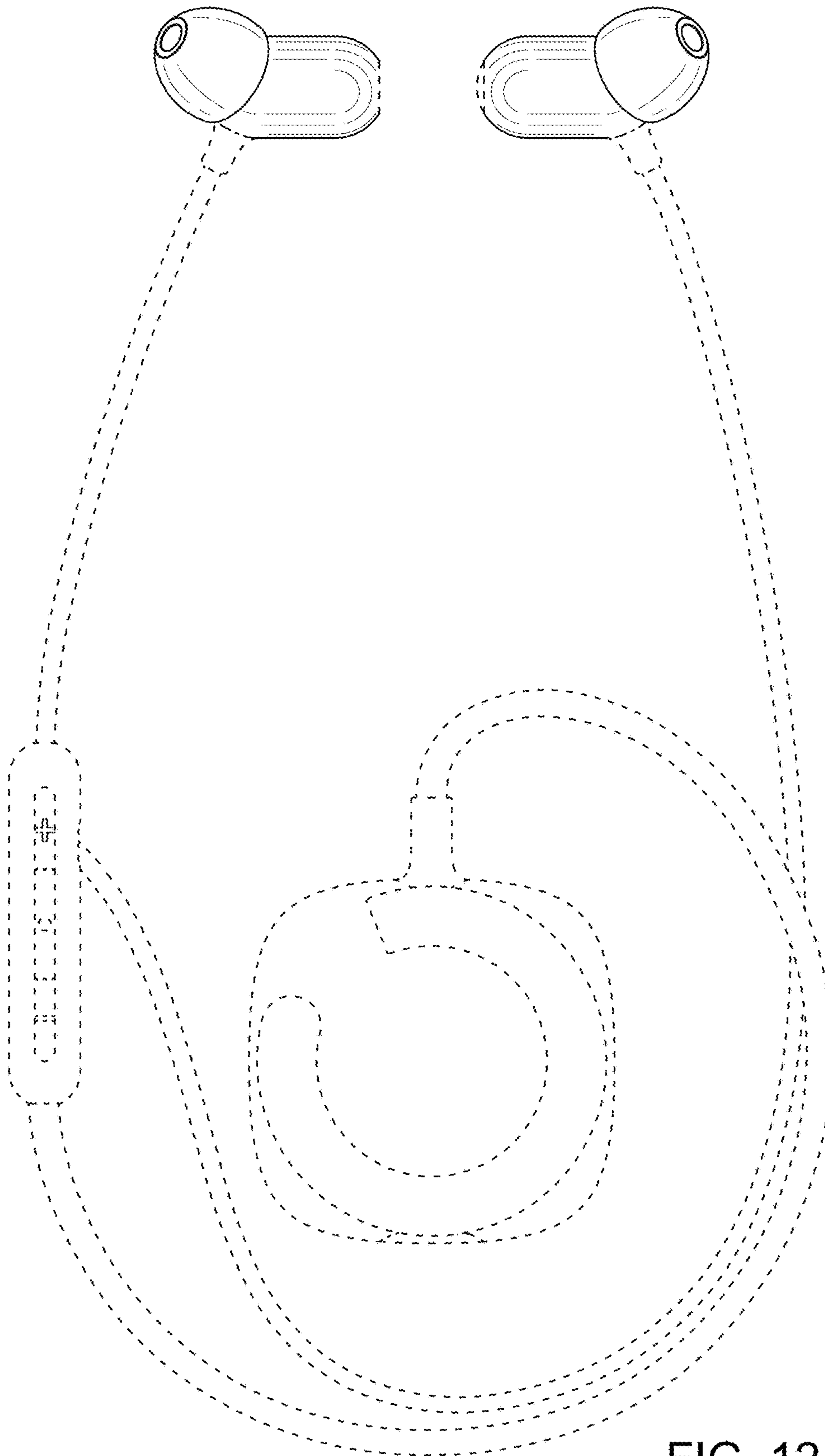


FIG. 12




FIG. 13

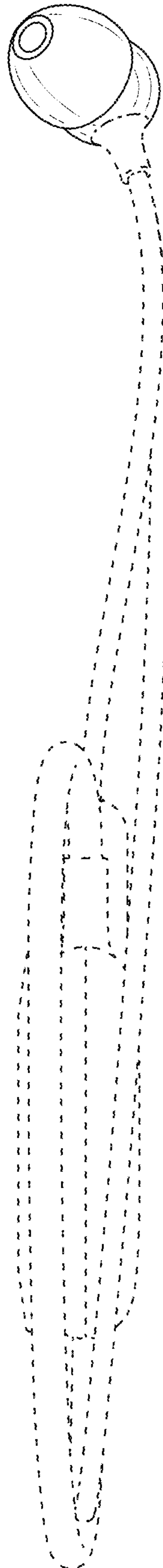


FIG. 14

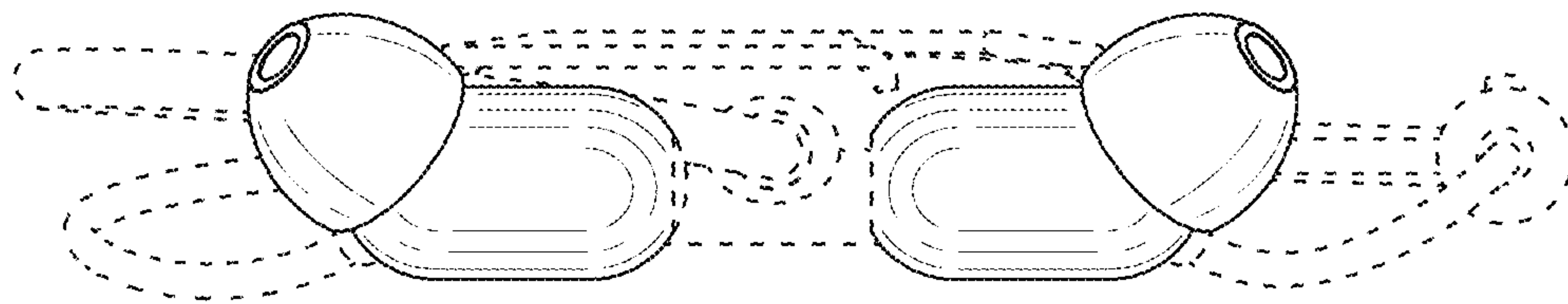


FIG. 15




FIG. 16