



US00D804439S

(12) **United States Design Patent** (10) **Patent No.:** **US D804,439 S**
Li (45) **Date of Patent:** **** Dec. 5, 2017**

(54) **NETWORK SET-TOP BOX**

FOREIGN PATENT DOCUMENTS

(71) Applicant: **Shi-Wen Li**, Shenzhen (CN)

CN 303329792 * 8/2015

(72) Inventor: **Shi-Wen Li**, Shenzhen (CN)

CN 303542310 * 1/2016

(**) Term: **15 Years**

CN 303739165 * 7/2016

GB 4041798 * 7/2015

GB 5002958 * 7/2016

(21) Appl. No.: **29/531,634**

OTHER PUBLICATIONS

(22) Filed: **Jun. 29, 2015**

HDCabling. <URL: <http://www.hdcabling.co.za/external-tv-tuner-converter-convert-digital-rf-dvb-t-to-vga-or-dvb-t-rf-to-av-video-settop-box-stb-to-vga-incl-uhfvhf-scanner-p-759.html>>. Visited Nov. 21, 2016. Set-top box.*

(51) **LOC (10) Cl.** **14-03**

(52) **U.S. Cl.**

USPC **D14/125**

(58) **Field of Classification Search**

USPC D14/125, 240, 242, 357-358, 496, 188, D14/432, 184, 348, 355

CPC H04N 21/2225; H04N 2021/225; H04N 21/232; H04N 21/2323; H04N 21/2326; H04N 21/47; H04N 21/472; H04N 21/47202; H04N 21/47205; H04N 21/47208; H04N 21/47211; H04N 21/47214; H04N 21/47217; H04N 21/4722

See application file for complete search history.

* cited by examiner

Primary Examiner — Bridget L. Eland

Assistant Examiner — Lauren McVey

(57) **CLAIM**

The ornamental design for a network set-top box, as shown and described.

(56) **References Cited**

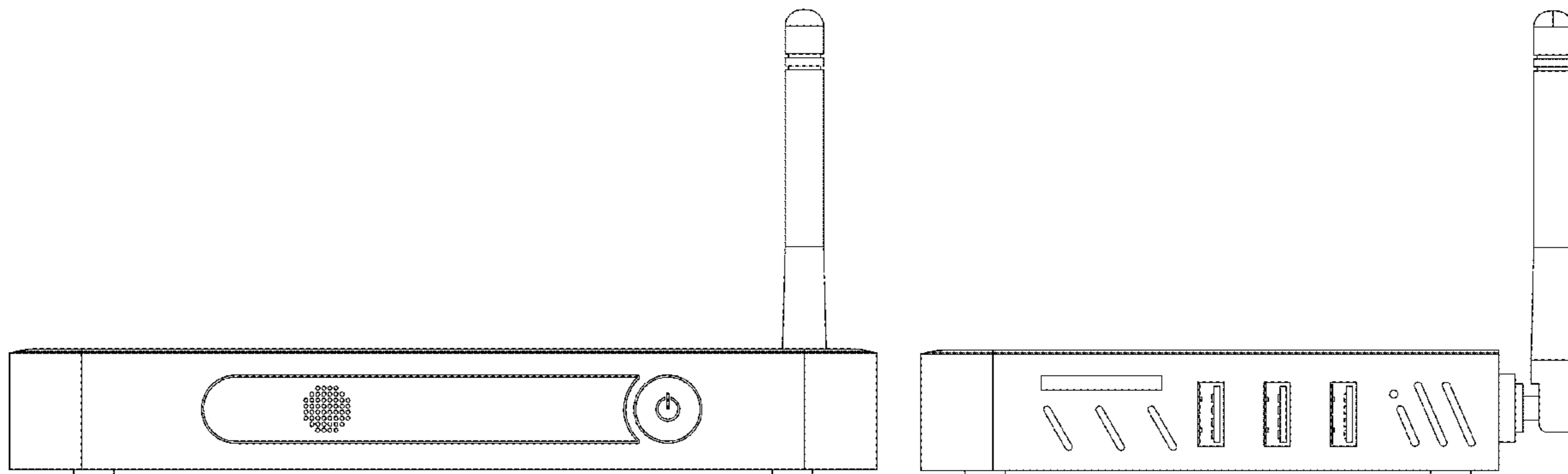
DESCRIPTION

U.S. PATENT DOCUMENTS

| | | | | |
|----------------|---------|-----------|-------|------------------------|
| D470,848 S * | 2/2003 | Morooka | | D14/433 |
| 6,776,345 B1 * | 8/2004 | Liang | | G06F 1/181 235/441 |
| D549,193 S * | 8/2007 | Gomes, II | | D14/126 |
| D566,668 S * | 4/2008 | Whittaker | | D14/125 |
| D569,354 S * | 5/2008 | Kellar | | D14/125 |
| D580,422 S * | 11/2008 | Lee | | D14/240 |
| D603,834 S * | 11/2009 | Lyman | | D14/155 |
| D605,145 S * | 12/2009 | Kellar | | D14/125 |
| D640,213 S * | 6/2011 | Luo | | D14/125 |
| D641,722 S * | 7/2011 | Luo | | D14/125 |
| 8,107,251 B2 * | 1/2012 | Yamauchi | | H05K 5/0069 361/730 |
| D661,670 S * | 6/2012 | Huang | | D14/125 |
| D710,341 S * | 8/2014 | Cheng | | D14/240 |

FIG. 1 is a front perspective view of a network set-top box, showing my new design;
FIG. 2 is a front elevational view thereof;
FIG. 3 is a rear elevational view thereof;
FIG. 4 is a left side elevational view thereof;
FIG. 5 is a right side elevational view thereof;
FIG. 6 is a top view elevational thereof; and,
FIG. 7 is a bottom elevational view thereof.
The broken lines immediately adjacent the claim represent the bounds of the claimed design while all other broken lines are directed to environment and are for illustrative purposes only; the broken lines form no part of the claimed design.

1 Claim, 7 Drawing Sheets



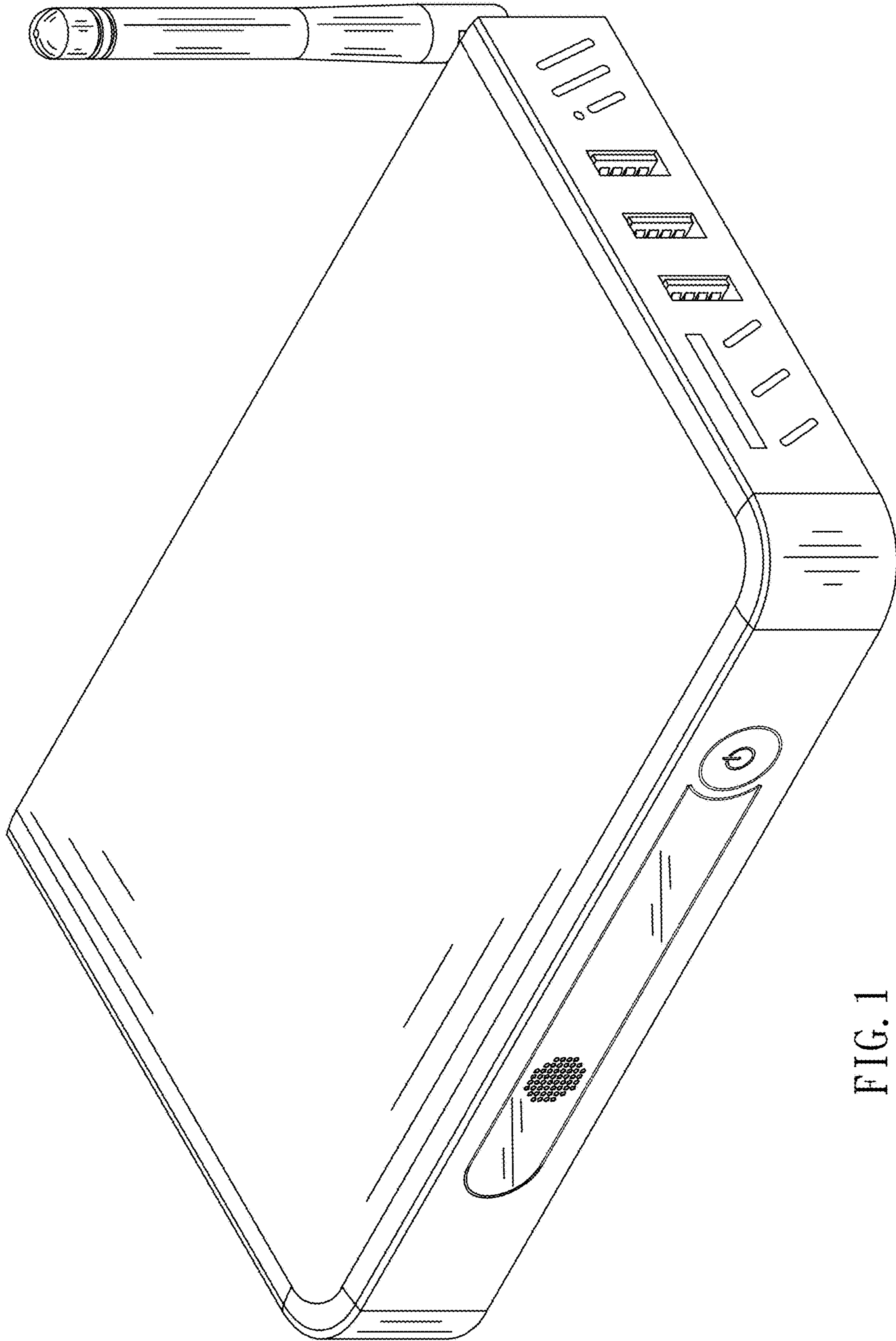


FIG. 1

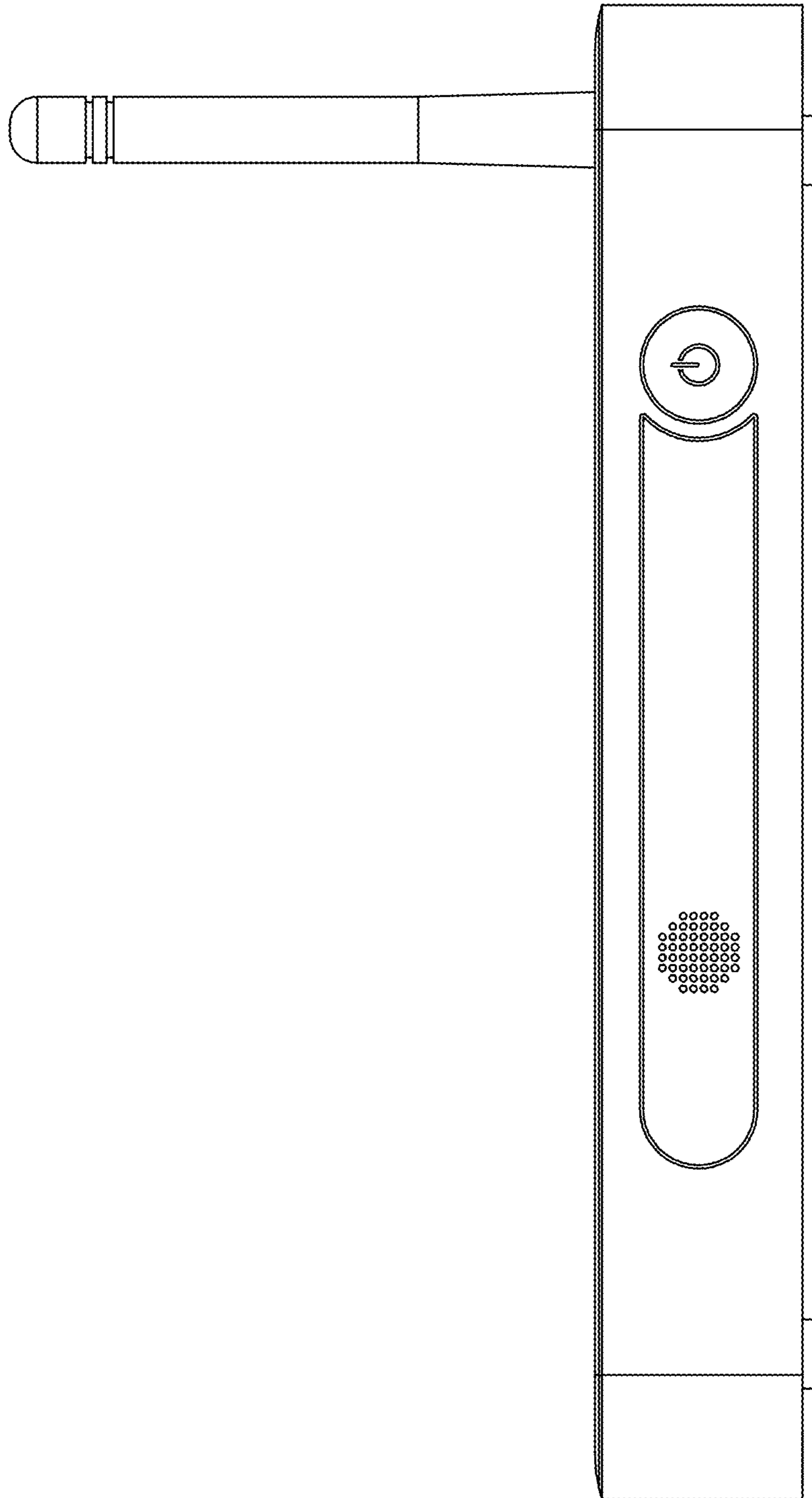


FIG. 2

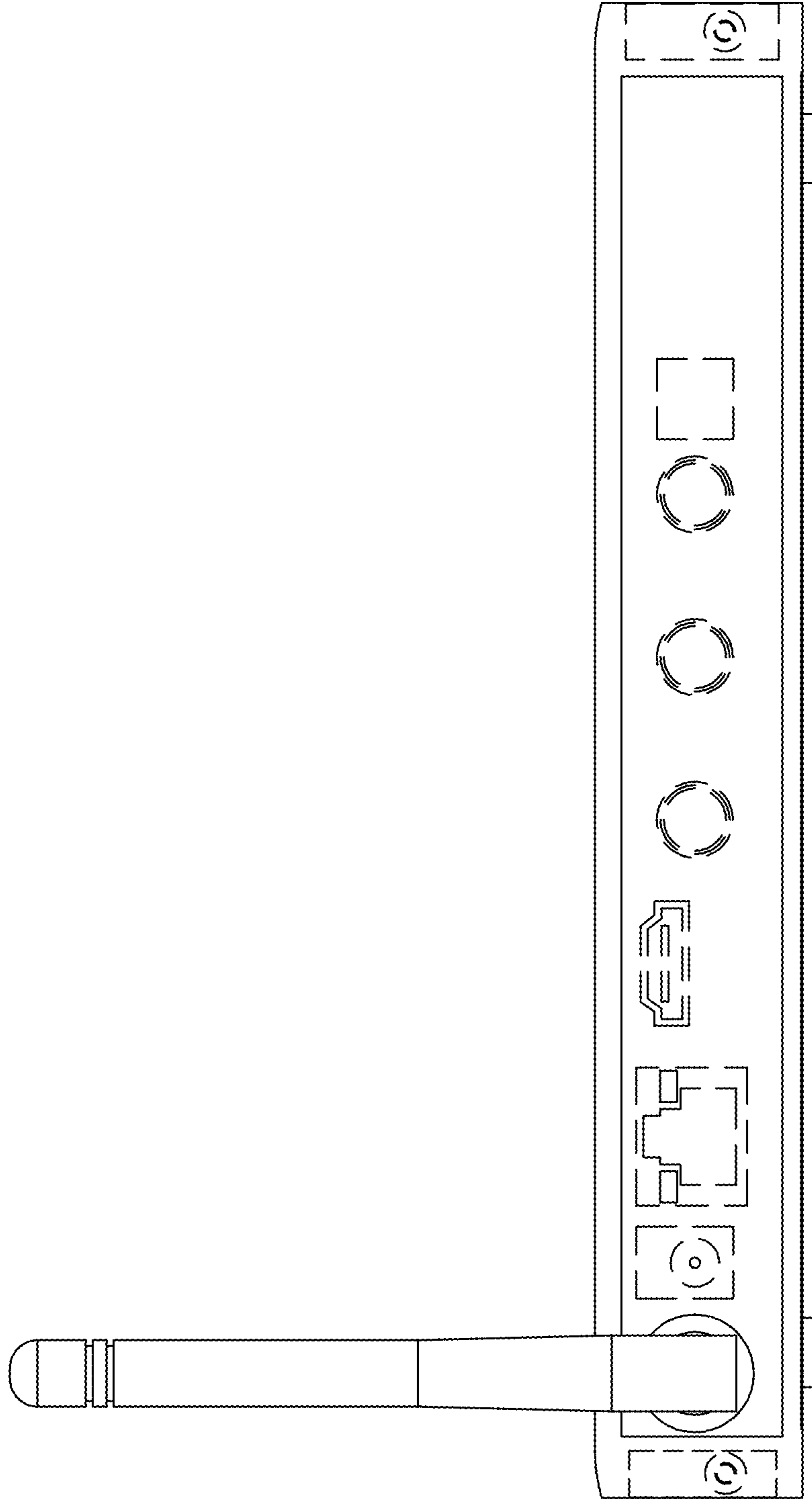


FIG. 3

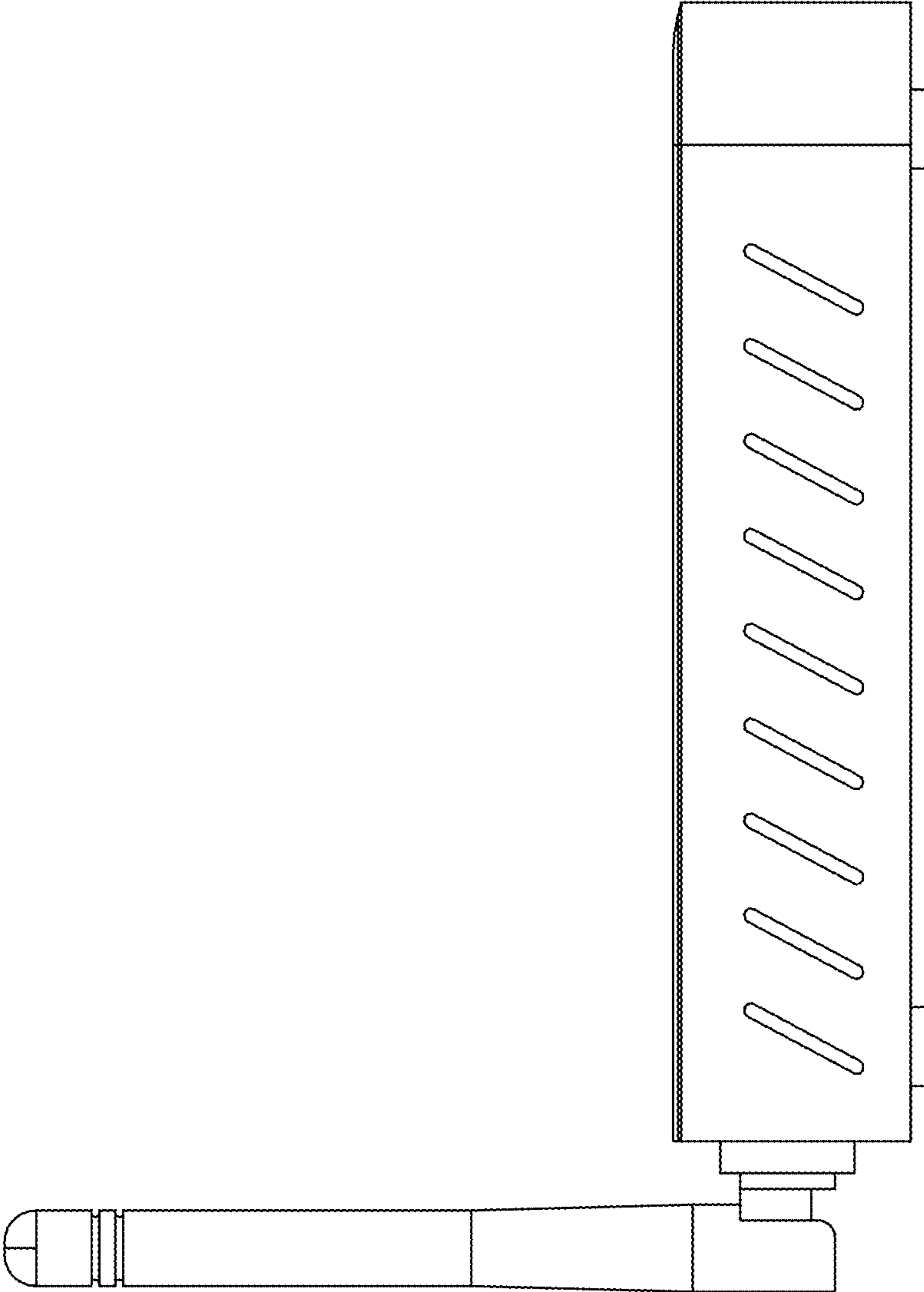


FIG. 4

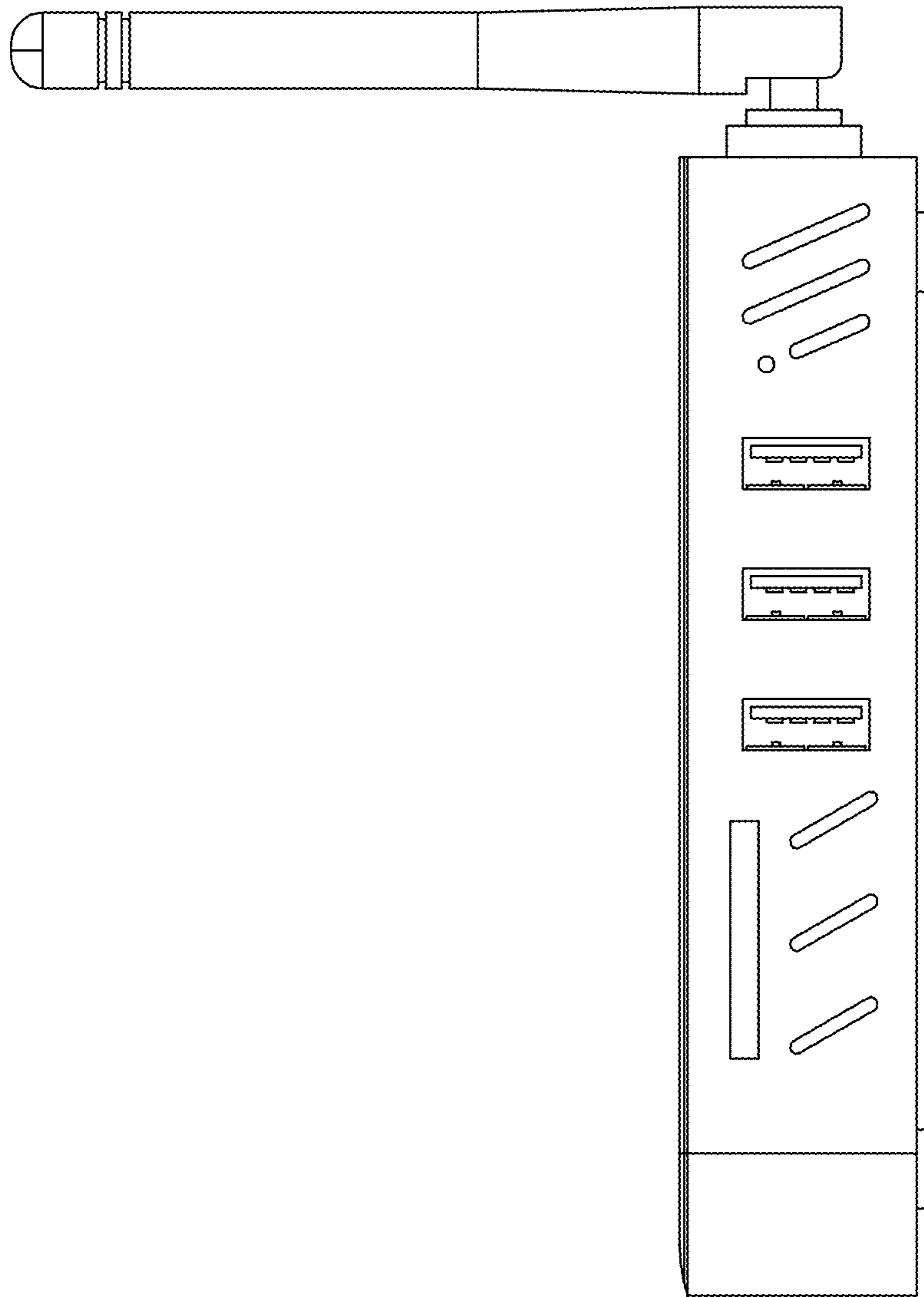


FIG. 5




FIG. 6

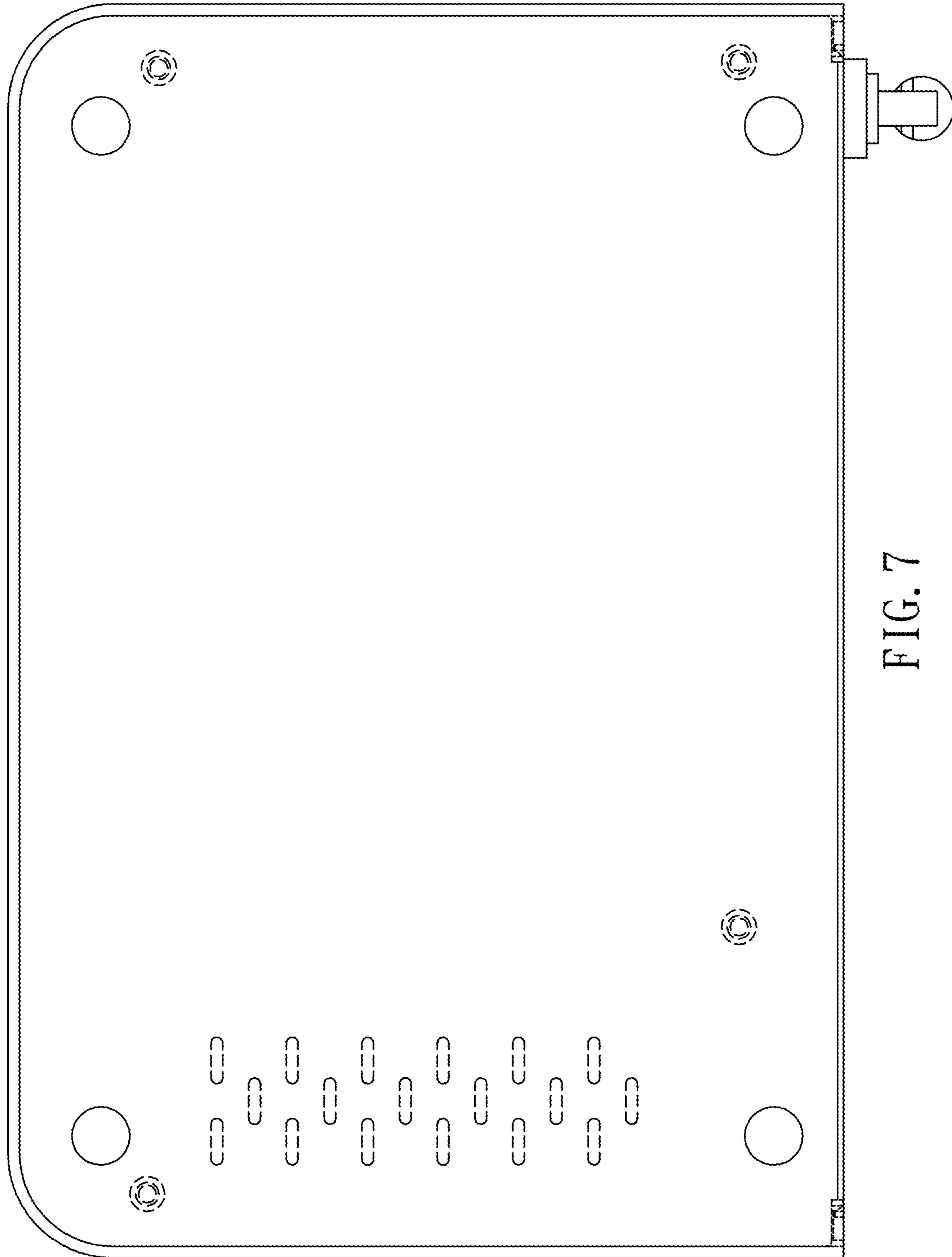


FIG. 7