



US00D804404S

(12) **United States Design Patent** (10) **Patent No.:** **US D804,404 S**
Shondel (45) **Date of Patent:** **** Dec. 5, 2017**

- (54) **SHOULDER TREAD FOR A TIRE**
- (71) Applicant: **The Goodyear Tire & Rubber Company, Akron, OH (US)**
- (72) Inventor: **Jonathan James Shondel, Massillon, OH (US)**
- (73) Assignee: **The Goodyear Tire & Rubber Company, Akron, OH (US)**
- (**) Term: **15 Years**
- (21) Appl. No.: **29/573,027**
- (22) Filed: **Aug. 2, 2016**
- (51) **LOC (10) Cl.** **12-15**
- (52) **U.S. Cl.**
USPC **D12/605**
- (58) **Field of Classification Search**
USPC D12/600–605, 501, 503, 568, 579, 571, D12/593, 574, 569, 584
CPC . B60C 11/00; B60C 11/0302; B60C 11/0304; B60C 11/0306; B60C 11/0309; B60C 11/1307; B60C 11/1236
See application file for complete search history.

| | | | |
|--------------|---------|--------------------------|---------|
| D581,350 S | 11/2008 | Froger | D12/585 |
| D585,817 S | 2/2009 | Frappart | D12/584 |
| D591,223 S | 4/2009 | Missik-Gaffney et al. .. | D12/584 |
| D595,220 S | 6/2009 | Maxwell | D12/590 |
| D599,276 S | 9/2009 | Fontaine et al. | D12/519 |
| D600,193 S * | 9/2009 | Nukala | D12/521 |
| D601,939 S | 10/2009 | Fontaine et al. | D12/519 |
| D631,000 S * | 1/2011 | Yonetsu | D12/600 |
| D635,911 S | 4/2011 | Sieber et al. | D12/521 |
| D638,348 S | 5/2011 | Harvey et al. | D12/521 |
| D639,720 S | 6/2011 | Harvey et al. | D12/521 |
| D640,970 S * | 7/2011 | Umstot | D12/600 |
| D641,685 S | 7/2011 | Youn | D12/584 |
| D646,625 S | 10/2011 | Youn | D12/584 |
| D647,033 S | 10/2011 | Murata et al. | D12/584 |
| D648,675 S * | 11/2011 | Kiwaki | D12/585 |

(Continued)

Primary Examiner — George D. Kirschbaum
Assistant Examiner — Clese Moore, Jr.
(74) *Attorney, Agent, or Firm* — Robert N. Lipsik

(57) **CLAIM**

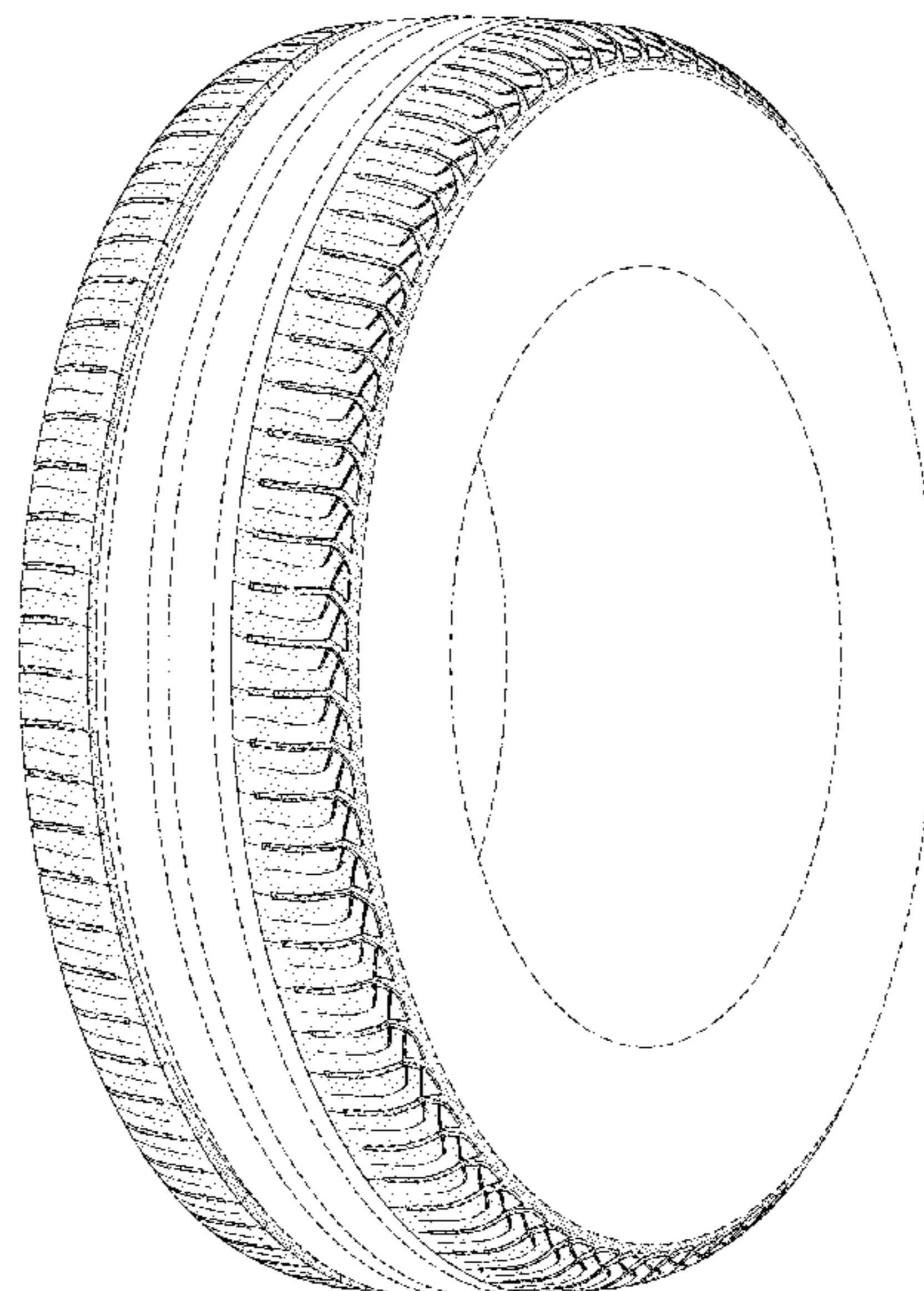
The ornamental design for a shoulder tread for a tire, as shown and described.

DESCRIPTION

FIG. 1 is a perspective view of a shoulder tread for a tire showing my new design, it being understood that the pattern repeats uniformly throughout the circumference of the tread; FIG. 2 is a front elevational view thereof; FIG. 3 is a right side elevational view thereof; the left side elevational view being identical thereto; and, FIG. 4 is an enlarged fragmentary front elevational view thereof. In the drawings, the broken lines showing of the center tread, sidewall, inner bead and the peripheral boundary between the tire tread and the center tread and the tire tread and the sidewall in FIGS. 1 through 4 depict environmental subject matter and form no part of the claimed design.

1 Claim, 4 Drawing Sheets

- (56) **References Cited**
U.S. PATENT DOCUMENTS
- | | | | |
|--------------|---------|--------------------|---------|
| D334,360 S | 3/1993 | Graas et al. | D12/146 |
| D392,922 S | 3/1998 | Heinen | D12/147 |
| D426,501 S * | 6/2000 | Heinen | D12/603 |
| D427,551 S | 7/2000 | Weber | D12/141 |
| D462,654 S | 9/2002 | Nopper et al. | D12/601 |
| D482,323 S | 11/2003 | Corbin et al. | D12/584 |
| D483,324 S * | 12/2003 | Kemp, Jr. | D12/605 |
| D519,916 S * | 5/2006 | Poling | D12/605 |
| D547,717 S | 7/2007 | Yamane et al. | D12/585 |
| D554,057 S * | 10/2007 | Brainerd, II | D12/603 |
| D571,715 S * | 6/2008 | Ashton | D12/605 |



(56)

References Cited

U.S. PATENT DOCUMENTS

| | | | | | | |
|----------|---|---|---------|------------------|-------|---------|
| D656,893 | S | * | 4/2012 | Kiwaki | | D12/601 |
| D659,633 | S | | 5/2012 | Bindner et al. | | D12/521 |
| D665,335 | S | | 8/2012 | Baumard et al. | | D12/517 |
| D665,730 | S | | 8/2012 | Yoshimura | | D12/584 |
| D668,600 | S | | 10/2012 | Pingenat et al. | | D12/584 |
| D674,743 | S | * | 1/2013 | Uphouse | | D12/600 |
| D686,976 | S | * | 7/2013 | Kiwaki | | D12/600 |
| D700,884 | S | | 3/2014 | Herbeuval et al. | | D12/584 |
| D708,116 | S | | 7/2014 | Caron et al. | | D12/523 |
| D709,435 | S | * | 7/2014 | Jacobs | | D12/518 |
| D709,437 | S | * | 7/2014 | Fu | | D12/585 |
| D713,778 | S | | 9/2014 | Muthigi et al. | | D12/521 |
| D716,217 | S | * | 10/2014 | Rittweger | | D12/523 |
| D721,635 | S | * | 1/2015 | Lucas | | D12/524 |
| D730,814 | S | * | 6/2015 | Kato | | D12/584 |
| D737,200 | S | * | 8/2015 | Kato | | D12/584 |
| D738,295 | S | * | 9/2015 | Kanamura | | D12/585 |
| D740,217 | S | * | 10/2015 | Wang | | D12/603 |
| D753,584 | S | * | 4/2016 | Mathis | | D12/605 |
| D760,642 | S | * | 7/2016 | Takahashi | | D12/600 |
| D761,726 | S | * | 7/2016 | Umstot | | D12/603 |
| D766,815 | S | * | 9/2016 | Shima | | D12/585 |
| D771,555 | S | * | 11/2016 | Neary | | D12/584 |
| D788,691 | S | * | 6/2017 | Tian | | D12/600 |

* cited by examiner

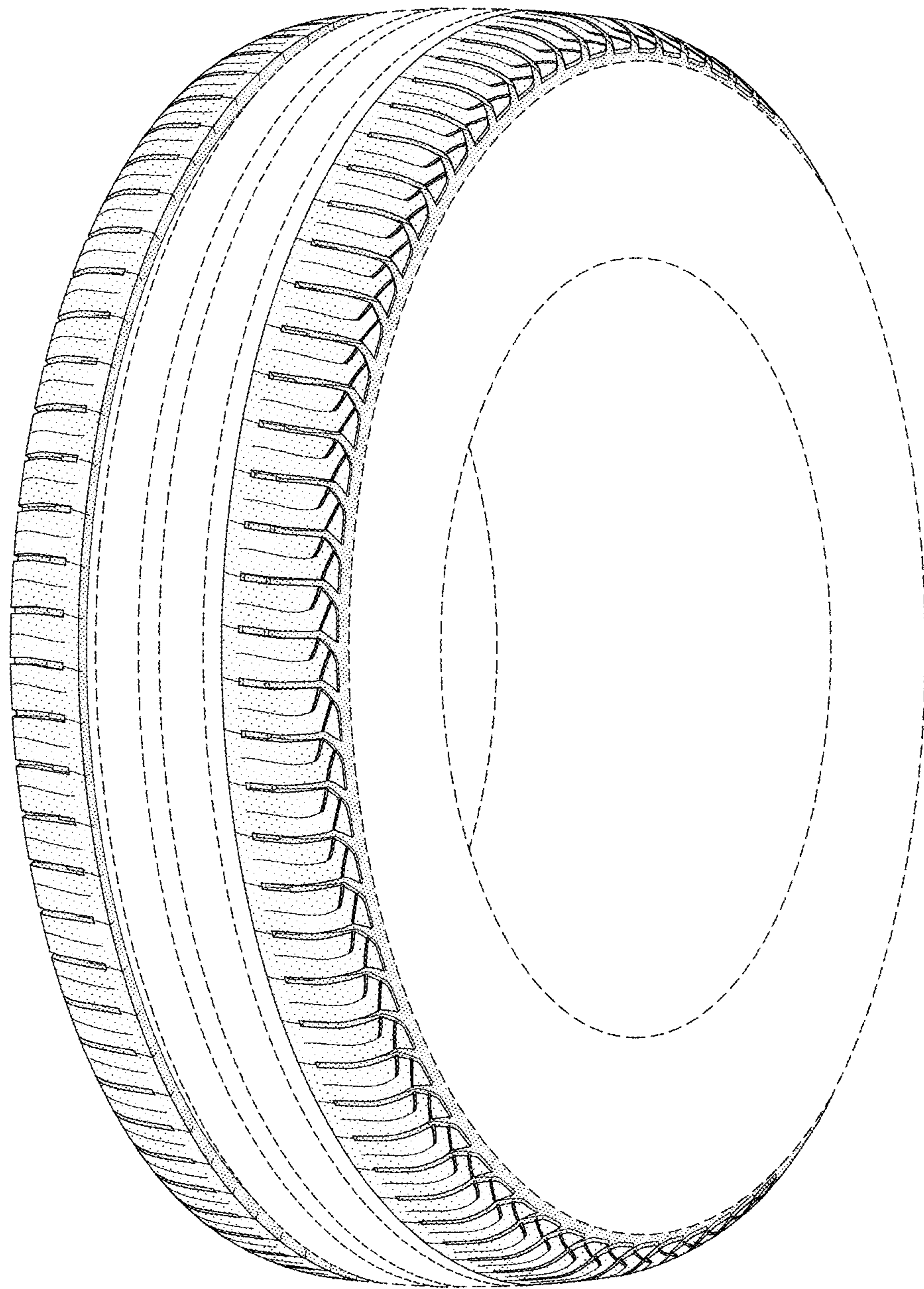


FIG-1

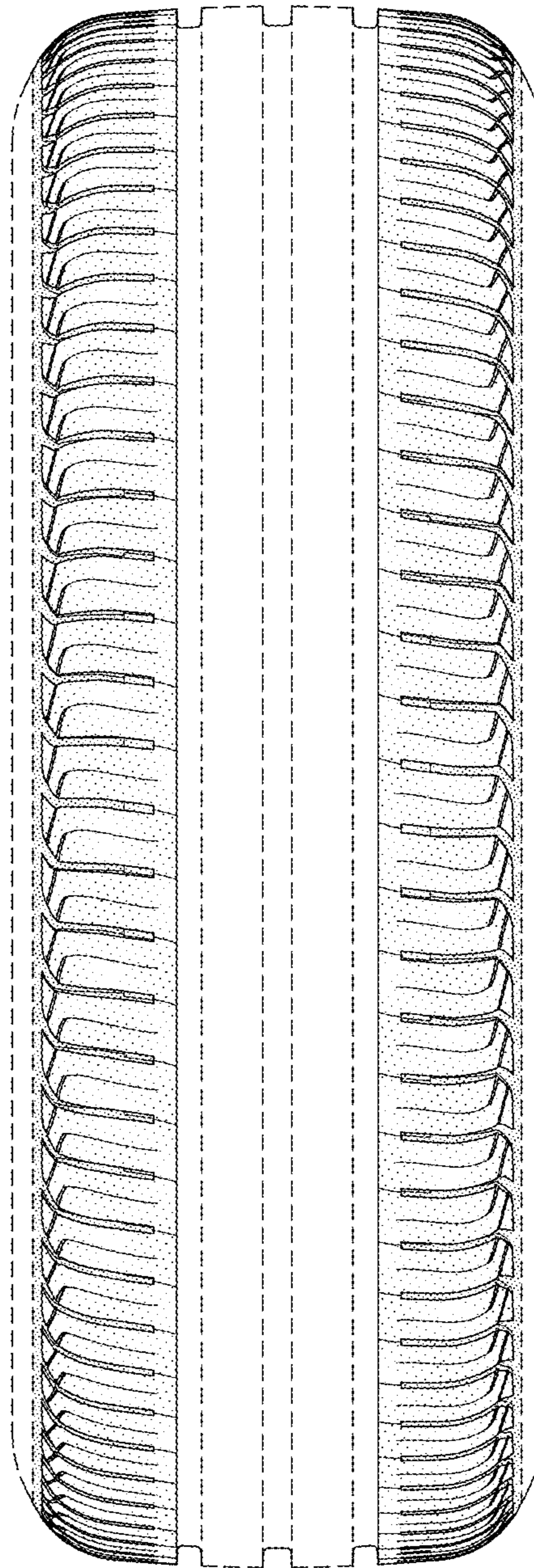


FIG-2

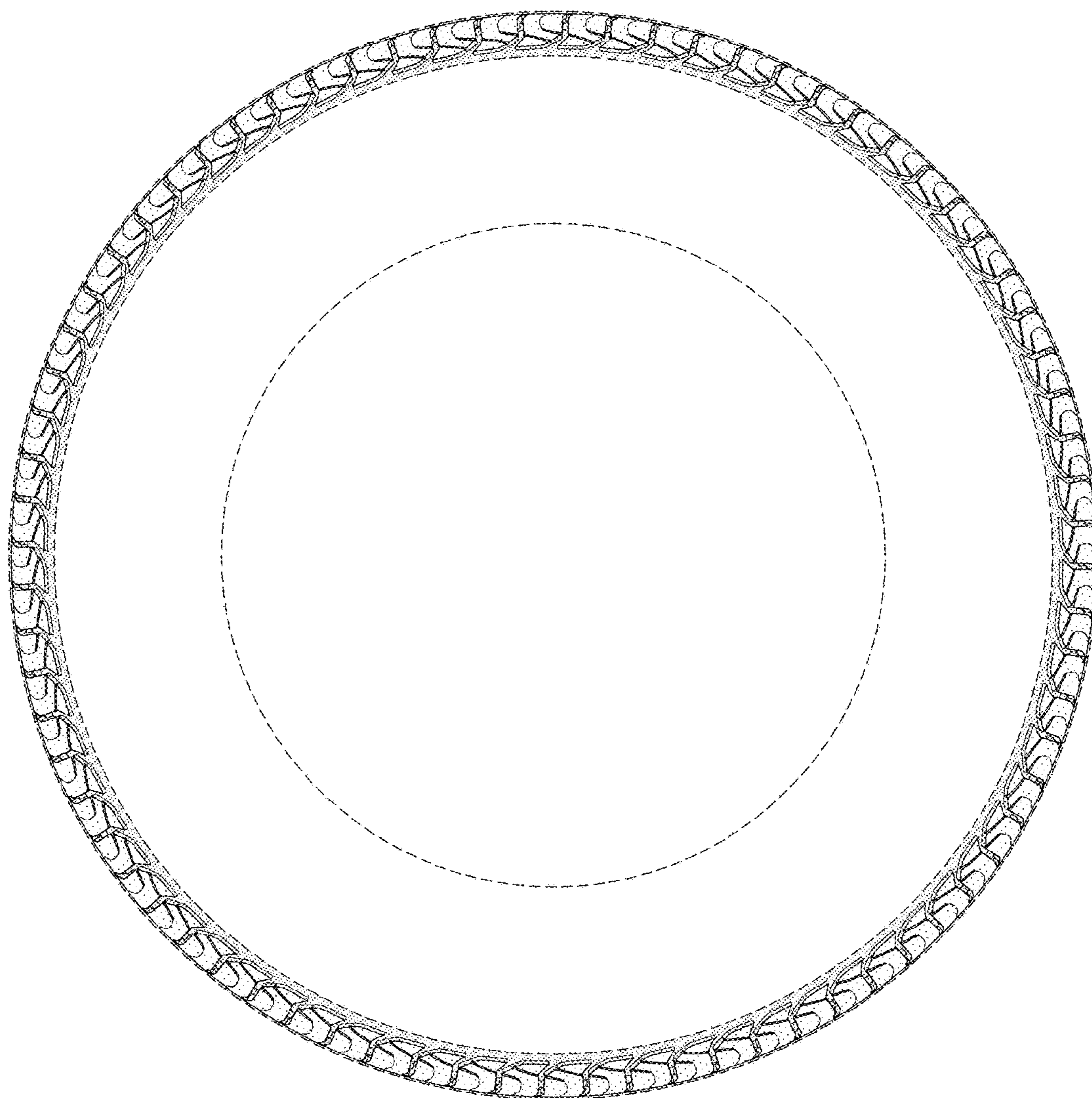


FIG-3

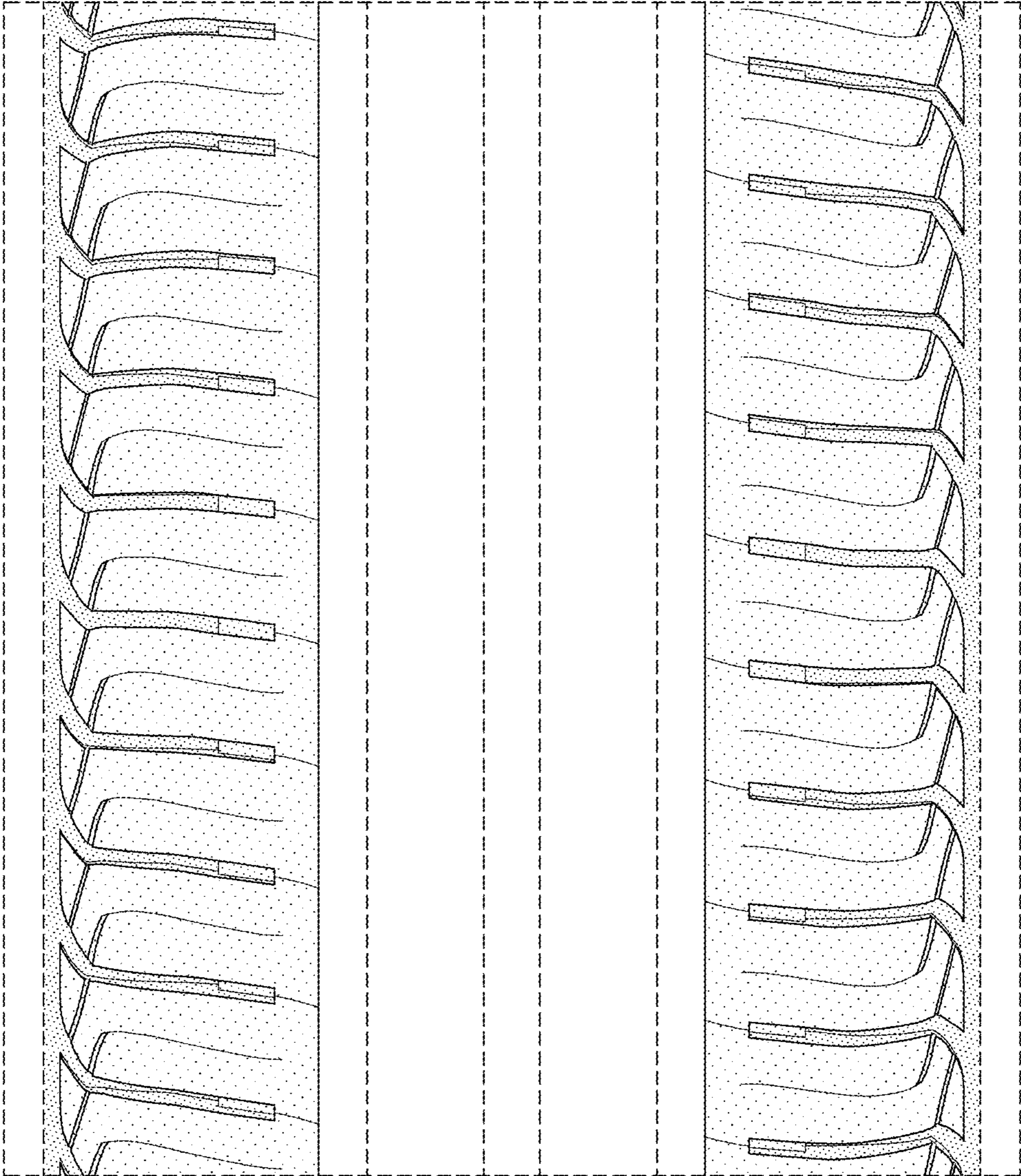


FIG-4