



US00D804403S

(12) **United States Design Patent** (10) **Patent No.:** **US D804,403 S**
Thieman (45) **Date of Patent:** **** Dec. 5, 2017**

(54) **SIDEWALL FOR A TIRE** 7,156,936 B2 * 1/2007 Frantz B29D 30/0061
152/524

(71) Applicant: **COOPER TIRE & RUBBER** D541,210 S * 4/2007 Maxwell D12/605
COMPANY, Findlay, OH (US) 7,255,762 B2 8/2007 Zanzig et al.

(72) Inventor: **Kurt A. Thieman, Findlay, OH (US)** D639,727 S * 6/2011 Tokizaki D12/605
D647,045 S * 10/2011 Lo D12/605

(73) Assignee: **COOPER TIRE & RUBBER** D695,212 S * 12/2013 Parr D12/605
COMPANY, Findlay, OH (US) D708,122 S * 7/2014 Scheifele D12/605
D750,554 S * 3/2016 Iwabuchi D12/605

(**) Term: **15 Years** 9,562,748 B2 * 2/2017 Parr F41H 3/00
2005/0000616 A1 * 1/2005 Frantz B29D 30/0061
152/524

(21) Appl. No.: **29/571,849** 2008/0073018 A1 * 3/2008 Brei B60C 11/00
152/524

(22) Filed: **Jul. 22, 2016**

(51) **LOC (10) Cl.** **12-15**

(52) **U.S. Cl.**
USPC **D12/605**

(58) **Field of Classification Search**
USPC D12/604, 605
CPC B60C 13/00; B60C 1/00
See application file for complete search history.

* cited by examiner

Primary Examiner — George D. Kirschbaum
Assistant Examiner — Clese Moore, Jr.
(74) *Attorney, Agent, or Firm* — Fay Sharpe LLP

(57) **CLAIM**
The ornamental design for a sidewall for a tire, as shown and described.

DESCRIPTION


FIG. 1 is a perspective view of a full tire including the sidewall for a tire of the present application; and, FIG. 2 is a side view thereof. The other side of the tire is unadorned. The broken lines shown illustrate portions of the sidewall for a tire that form no part of the claimed design.

1 Claim, 2 Drawing Sheets

(56) **References Cited**

U.S. PATENT DOCUMENTS

D386,136 S * 11/1997 Ratliff, Jr. D12/605
D430,518 S * 9/2000 Baker D12/605
D477,807 S 7/2003 Zanzig et al.
D480,041 S * 9/2003 Zanzig D12/502
D483,001 S 12/2003 Zanaig et al.
D491,136 S 6/2004 Zanzig et al.






FIG. 1

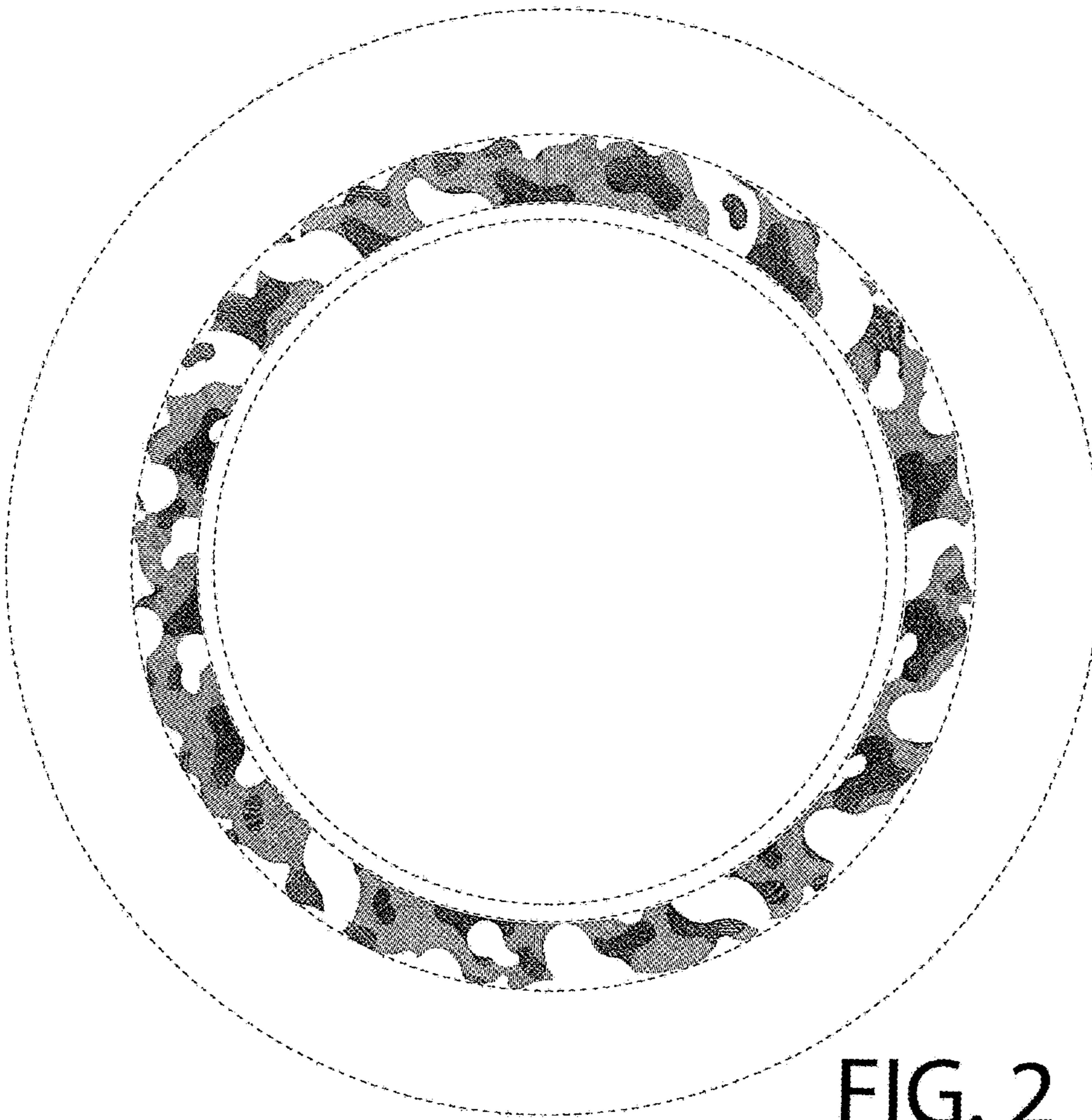


FIG. 2