



US00D804401S

(12) **United States Design Patent** (10) **Patent No.:** **US D804,401 S**  
**Scheifele et al.** (45) **Date of Patent:** **\*\* Dec. 5, 2017**

(54) **TIRE**  
(71) Applicant: **Bridgestone Americas Tire Operations, LLC, Nashville, TN (US)**  
(72) Inventors: **Kevin E. Scheifele, Atwater, OH (US); Anthony J. Guld, Stow, OH (US)**  
(73) Assignee: **Bridgestone Americas Tire Operations, LLC, Nashville, TN (US)**  
(\*\*) Term: **15 Years**  
(21) Appl. No.: **29/582,575**

D644,985 S \* 9/2011 Fujioka ..... D12/600  
D647,036 S \* 10/2011 Yamaguchi ..... D12/588  
D647,468 S \* 10/2011 Weaver ..... D12/588  
D648,672 S 11/2011 Koog  
D661,641 S 6/2012 Oki et al.  
D662,037 S \* 6/2012 Nobunaga ..... D12/600  
D668,209 S 10/2012 De Benedittis et al.  
D669,419 S \* 10/2012 Shimizu ..... D12/579  
D675,981 S \* 2/2013 Kuwahara ..... D12/600  
D686,145 S 7/2013 Godin et al.  
D748,048 S 1/2016 Shintani  
D759,582 S \* 6/2016 Nobunaga ..... D12/588  
D765,583 S \* 9/2016 Wang ..... D12/579  
D766,171 S 9/2016 Fujioka  
D768,061 S 10/2016 Cerny  
D773,983 S \* 12/2016 Inoue ..... D12/594

(Continued)

(22) Filed: **Oct. 28, 2016**  
(51) **LOC (10) Cl.** ..... **12-15**  
(52) **U.S. Cl.**  
USPC ..... **D12/604; D12/600**  
(58) **Field of Classification Search**  
USPC ..... D12/579, 587, 588, 594, 595, 600, 601,  
D12/604  
CPC . B60C 11/03; B60C 11/0306; B60C 11/0311;  
B60C 2011/0346  
See application file for complete search history.

Primary Examiner — Robert M. Spear

(57) **CLAIM**

The ornamental design for a tire, as shown and described.

**DESCRIPTION**

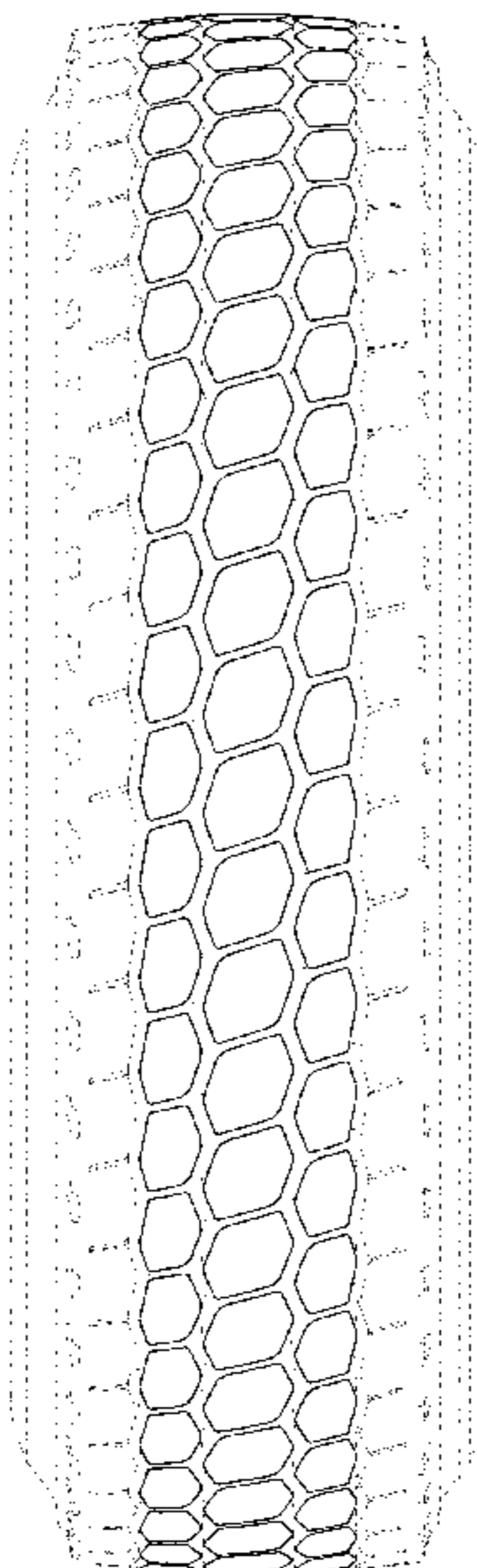
FIG. 1 is a side perspective view of a tire showing our new design, it being understood that the tread pattern is repeated throughout the circumference of the tire tread, the opposite side being the same as that shown;  
FIG. 2 is a front elevational view thereof, the opposite side being identical thereto;  
FIG. 3 is an enlarged fragmentary front elevational view of FIG. 2; and,  
FIG. 4 is a side elevational view of the left side thereof, the opposite side being identical thereto.  
In the drawings, the surfaces with the solid lines comprise the claim. The broken lines defining the sidewall, inner bead, groove walls, groove bottoms, shoulder portions of the tire tread and the peripheral boundary between the tire tread and the sidewall depict environmental subject matter that forms no part of the claimed design.

(56) **References Cited**

**U.S. PATENT DOCUMENTS**

D390,173 S \* 2/1998 Aoki ..... D12/600  
D458,580 S 6/2002 Young et al.  
D458,584 S 6/2002 Young et al.  
D498,455 S \* 11/2004 Nonaka ..... D12/579  
D503,921 S \* 4/2005 Yamaura ..... D12/579  
D537,032 S \* 2/2007 Lebreton ..... D12/600  
D604,232 S 11/2009 Gannon et al.  
D609,165 S 2/2010 Fujioka  
D637,141 S 5/2011 Fujioka  
D637,549 S \* 5/2011 Kojima ..... D12/579  
D638,351 S 5/2011 Fujioka  
D638,780 S \* 5/2011 Nobunaga ..... D12/588  
D642,117 S 7/2011 Kojima

**1 Claim, 4 Drawing Sheets**



(56)

**References Cited**

U.S. PATENT DOCUMENTS

D775,584 S \* 1/2017 Matsuda ..... D12/594  
D779,417 S \* 2/2017 De Giacco ..... D12/594  
D781,224 S \* 3/2017 De Giacco ..... D12/594  
9,616,714 B2 \* 4/2017 Okabe ..... B60C 11/0309  
D790,437 S \* 6/2017 Choi ..... D12/502  
D794,553 S \* 8/2017 Odakura ..... D12/599  
2015/0352903 A1 \* 12/2015 Ookawa ..... B60C 11/0306  
152/209.18  
2017/0197472 A1 \* 7/2017 Yamaguchi ..... B60C 11/0306

\* cited by examiner

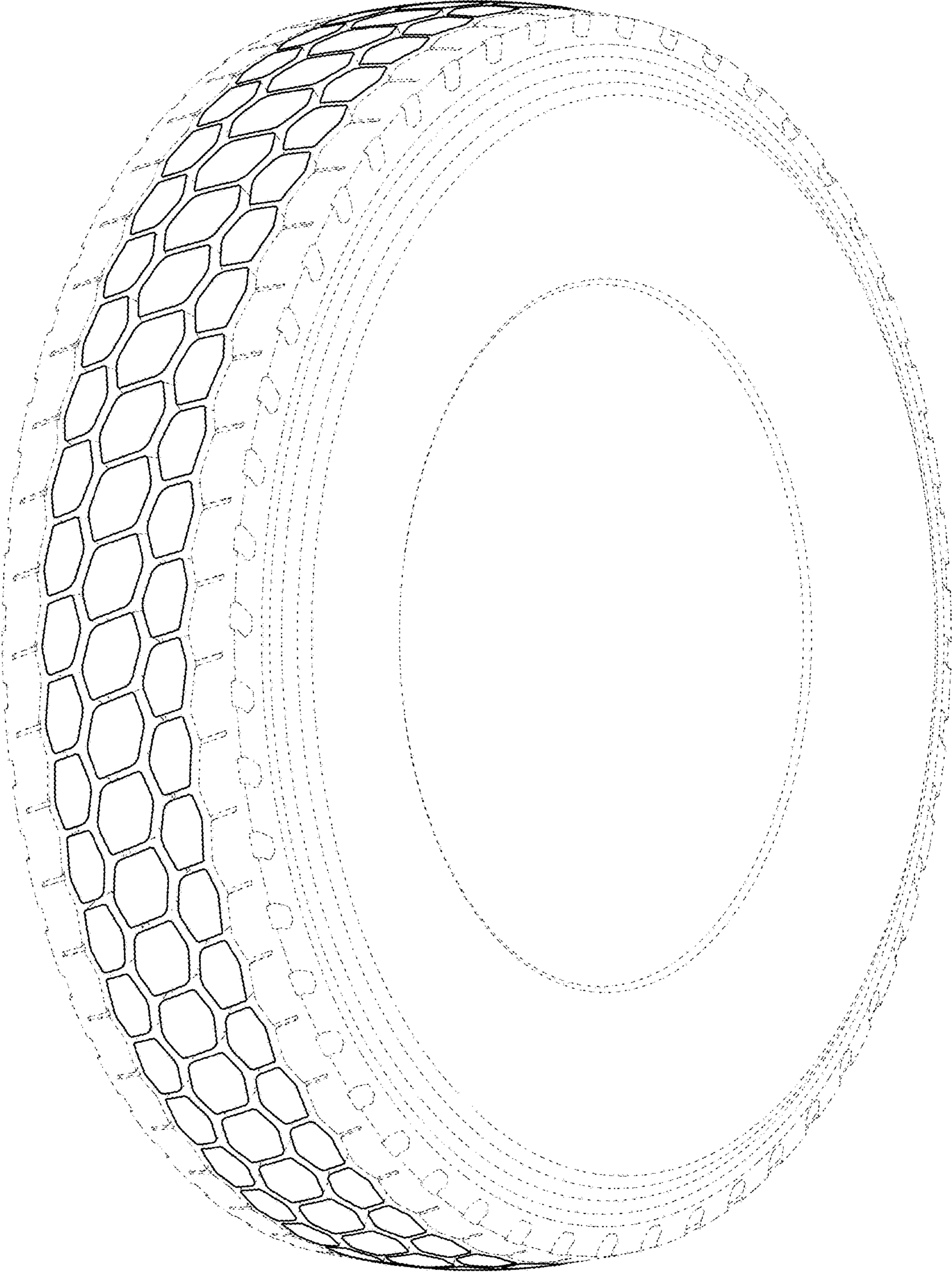
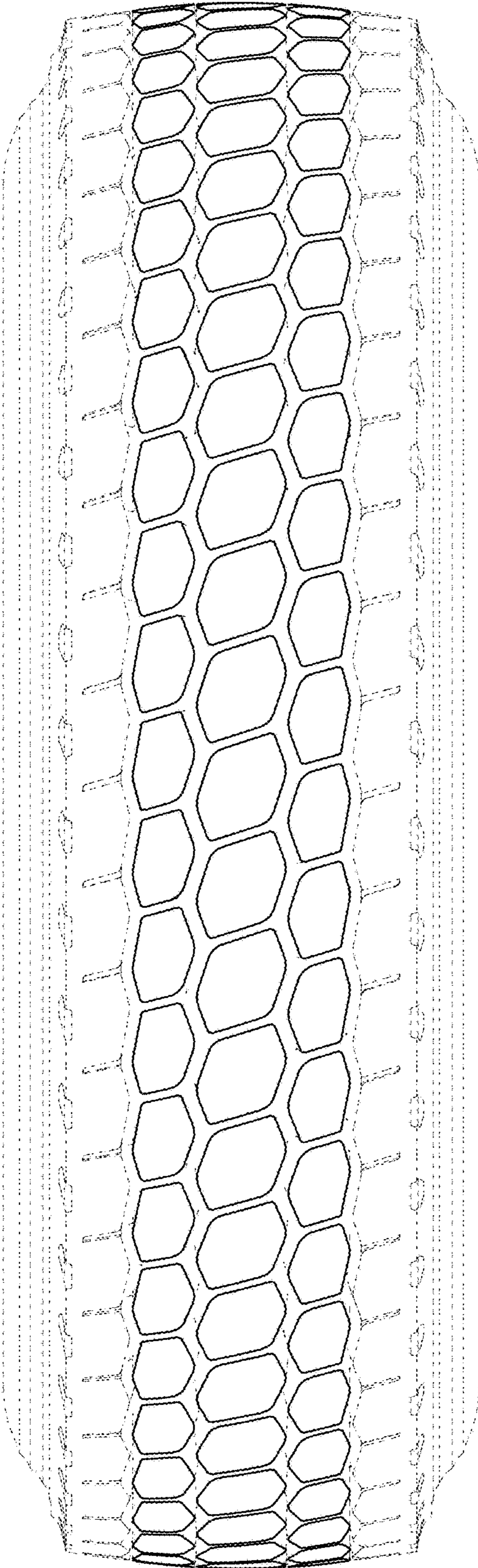


Fig. 1



**Fig. 2**




Fig. 3

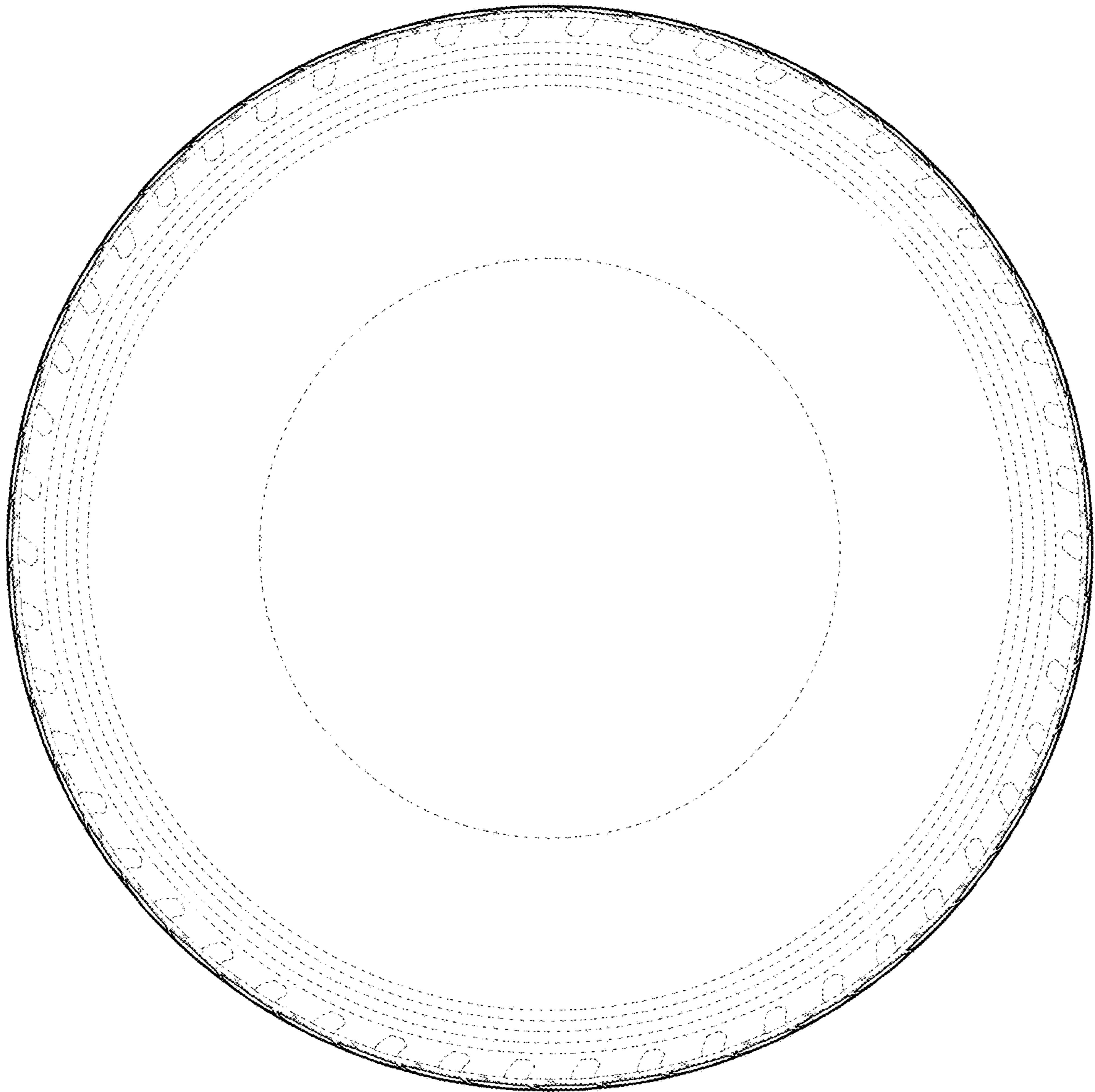


Fig. 4