



US00D804389S

(12) **United States Design Patent** (10) **Patent No.:** **US D804,389 S**
Lettieri et al. (45) **Date of Patent:** **** Dec. 5, 2017**

(54) **SPOKES**
(71) Applicant: **The Goodyear Tire & Rubber Company, Akron, OH (US)**
(72) Inventors: **Joseph Carmine Lettieri, Hudson, OH (US); Robert Allen Losey, Kent, OH (US); James Alfred Benzing, II, North Canton, OH (US); Addison Brian Siegel, Cuyahoga Falls, OH (US); Andrew Brent Mendenhall, Mooresville, IN (US); Kenneth Wayne Rudd, Stow, OH (US); Rani Harb, Copley, OH (US); Mahdy Malekzadeh Moghani, Cuyahoga Falls, OH (US); Jonathan James Shondel, Massillon, OH (US)**
(73) Assignee: **The Goodyear Tire & Rubber Company, Akron, OH (US)**

(**) Term: **15 Years**

(21) Appl. No.: **29/577,885**

(22) Filed: **Sep. 16, 2016**

(51) **LOC (10) Cl.** **12-16**

(52) **U.S. Cl.**
USPC **D12/209**

(58) **Field of Classification Search**
USPC D12/204-213, 501
CPC B60B 7/00; B60B 7/02; B60B 7/04; B60B 7/01; B60B 7/06; B60B 3/02; B60B 3/04; B60B 3/06; B60B 3/10; B60B 1/00; B60B 1/08; B60B 1/10; B60B 1/12
See application file for complete search history.

(56) **References Cited**

U.S. PATENT DOCUMENTS

1,878,330 A 9/1932 Sauer 152/40
D217,762 S 6/1970 Golden D14/30

D232,629 S 9/1974 Siroonian et al. D12/208
D239,105 S 3/1976 Siroonian D12/205
D245,775 S 9/1977 Muth D12/205
D254,064 S * 1/1980 Retzlaff D12/205
D259,195 S * 5/1981 Smith D12/205
D267,167 S * 12/1982 Suzuki D12/205
D268,260 S 3/1983 Kerschbaum et al. D12/209
D270,344 S * 8/1983 Cunard D12/211
D312,998 S * 12/1990 Carlson D12/205
D403,646 S * 1/1999 Rotundo D12/209
D426,509 S * 6/2000 La Delpha D12/205
D462,042 S * 8/2002 Bernardi D12/205
D555,565 S 11/2007 Noonan et al. D12/209
D609,153 S 2/2010 Wakim D12/205
7,950,428 B2 5/2011 Hanada et al. 152/326
D669,409 S * 10/2012 Arakelian D12/211
D746,748 S 1/2016 Miansian D12/205

(Continued)

Primary Examiner — Stacia Cadmus

(74) *Attorney, Agent, or Firm* — Robert N. Lipsik

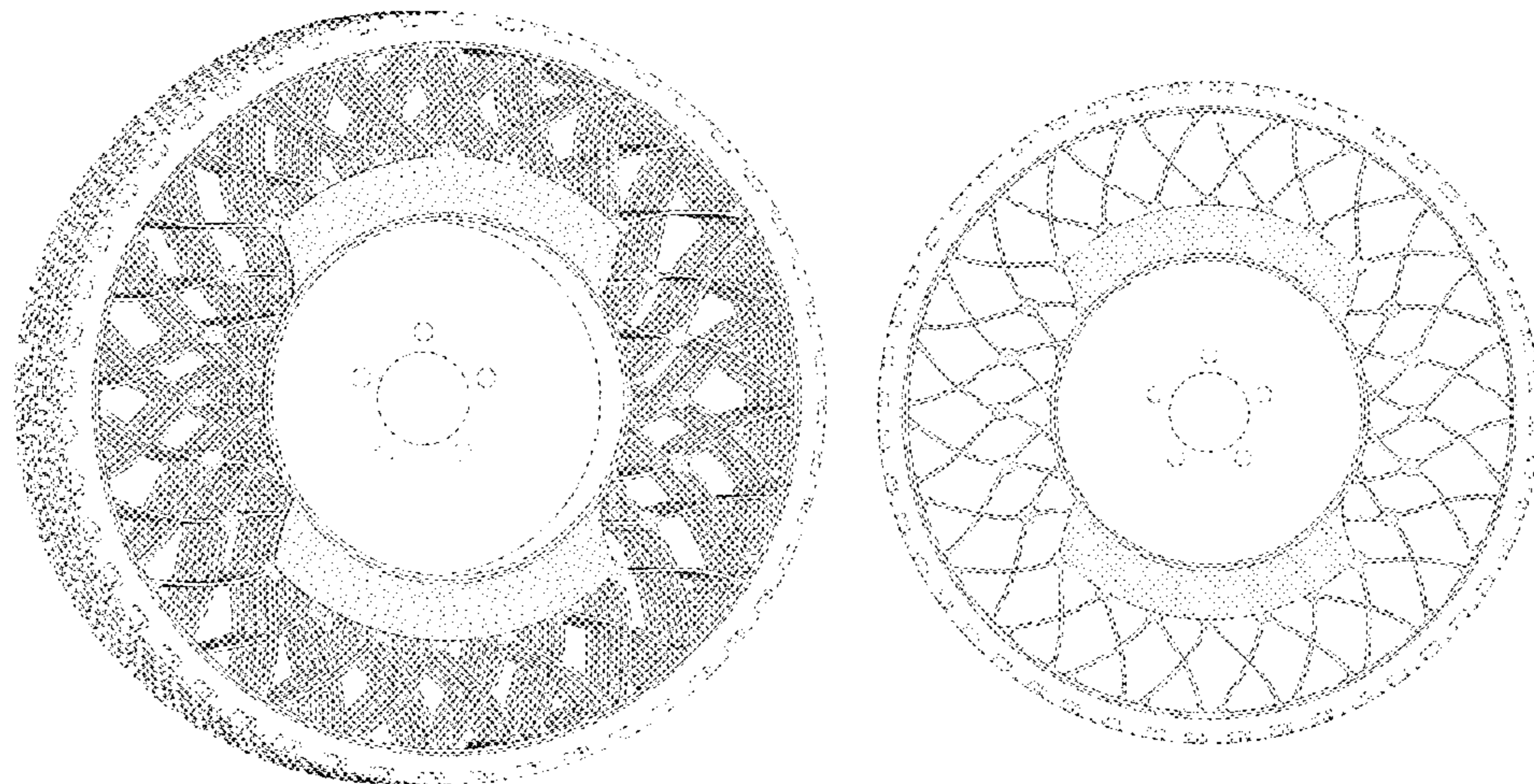
(57) **CLAIM**

The ornamental design for a spokes, as shown and described.

DESCRIPTION

FIG. 1 is a right side perspective view of spokes showing our new design, it being understood that the pattern repeats uniformly throughout the circumference of the tread;
FIG. 2 is a second right side perspective view thereof;
FIG. 3 is a front elevational view thereof;
FIG. 4 is a rear elevational view thereof; and,
FIG. 5 is a right side elevational view thereof; the top, bottom and left side elevational views being a mirror image thereof.
In the drawings, the broken lines showing of the tire tread, inner bead and hub depict environmental subject matter and form no part of the claimed design.

1 Claim, 5 Drawing Sheets



(56)

References Cited

U.S. PATENT DOCUMENTS

9,290,045 B2 3/2016 Cron et al. B60B 9/26
2009/0211675 A1 8/2009 Louden 152/55

* cited by examiner

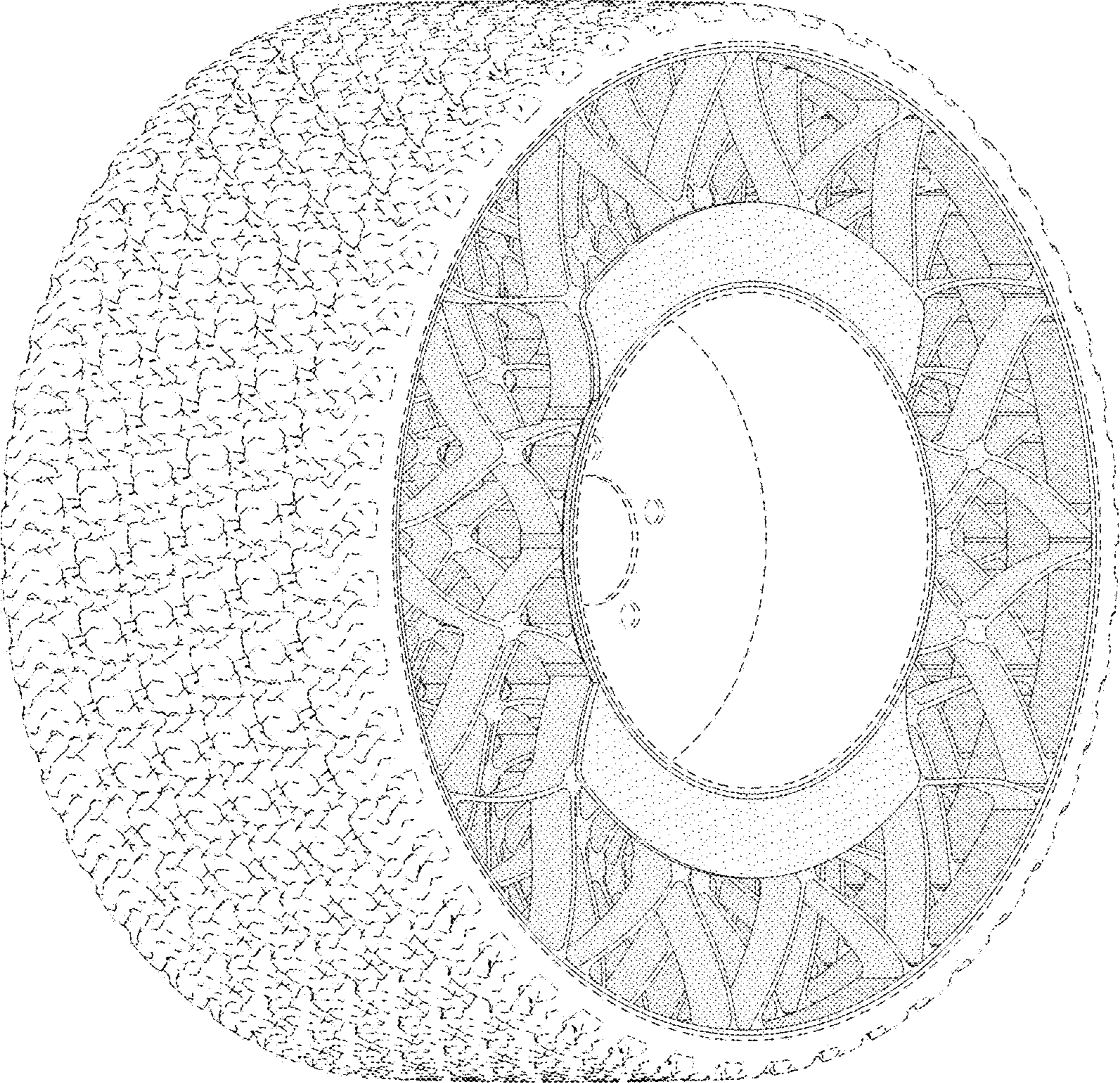


FIG - 1

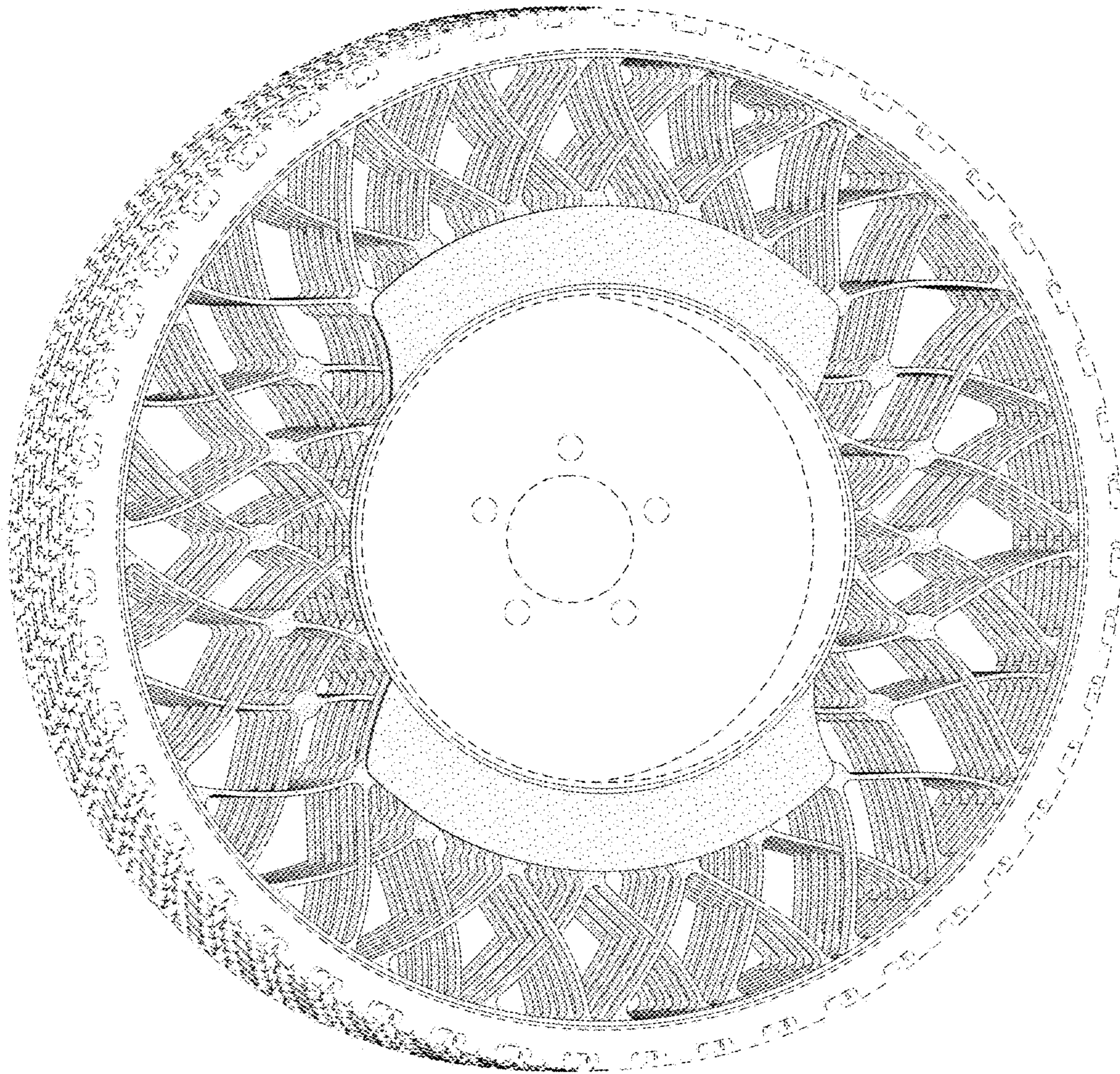


FIG - 2

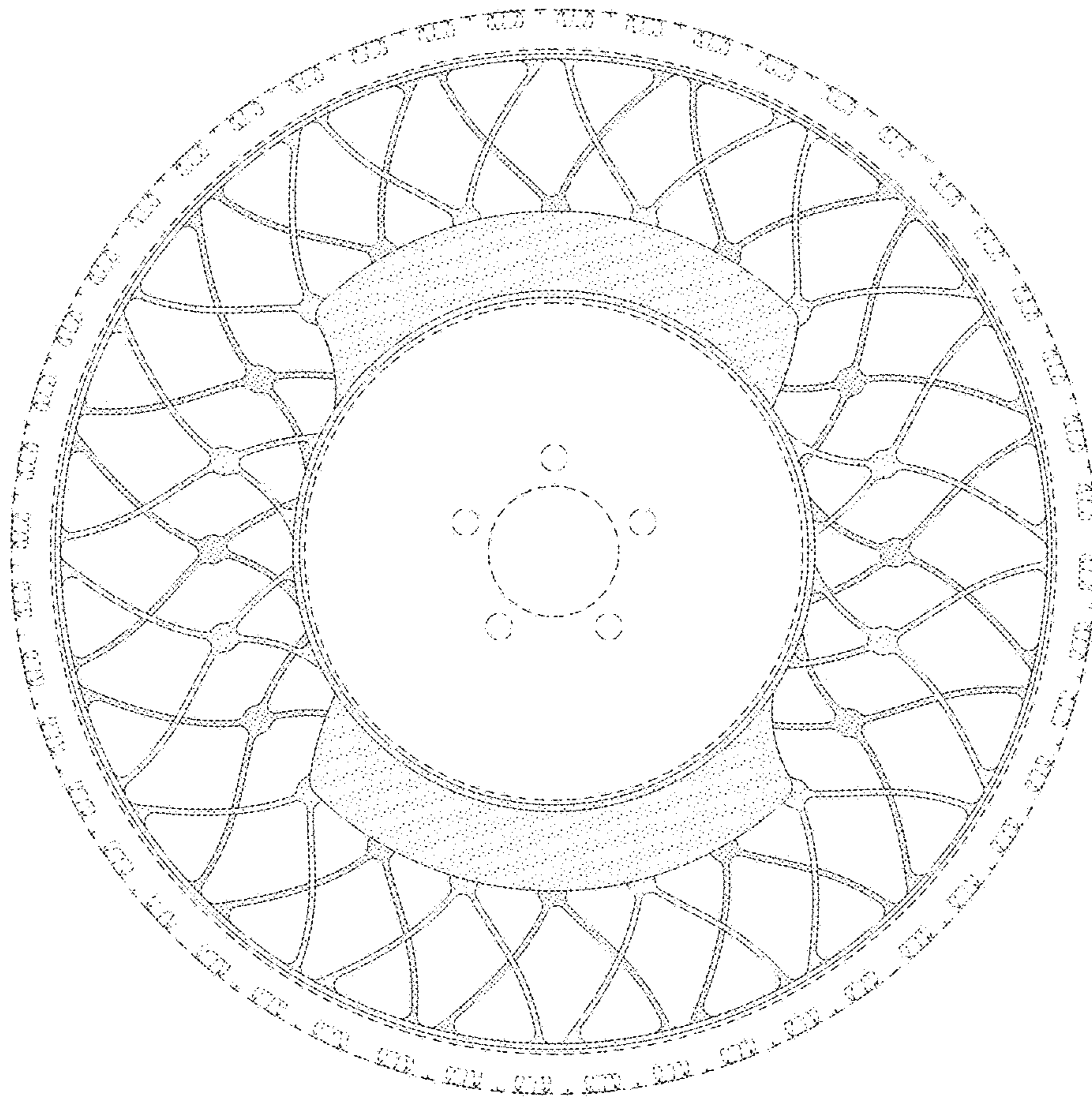


FIG - 3

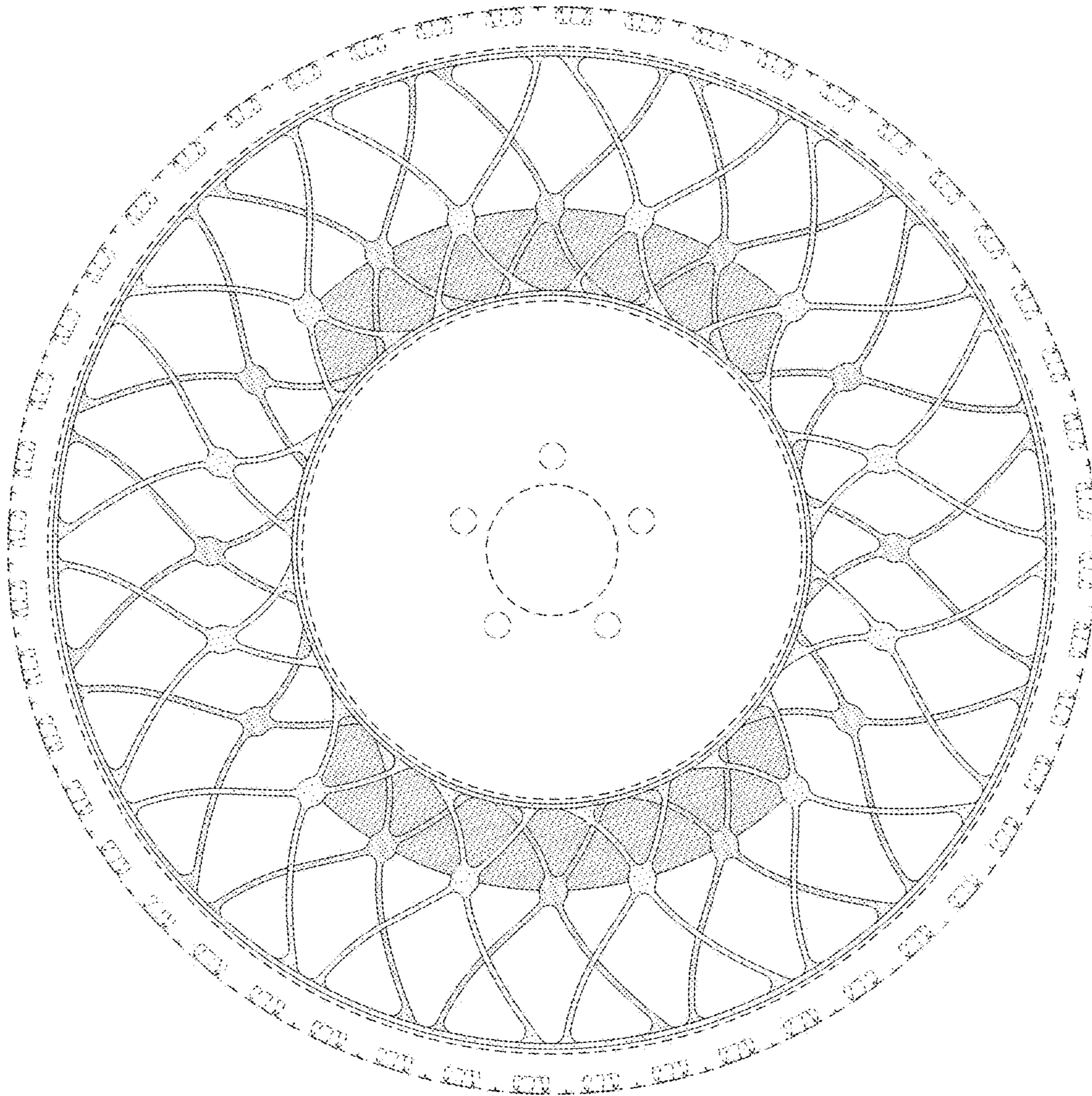


FIG - 4




FIG - 5