



US00D804387S

(12) **United States Design Patent** (10) **Patent No.:** **US D804,387 S**
Zhao (45) **Date of Patent:** **** Dec. 5, 2017**

(54) **AUTOMOBILE WHEEL**
(71) Applicant: **WAH HUNG GROUP INC.**, Monterey Park, CA (US)
(72) Inventor: **John Zhao**, Monterey Park, CA (US)
(73) Assignee: **Wah Hung Group Inc.**, Monterey Park, CA (US)
(**) Term: **15 Years**
(21) Appl. No.: **29/554,498**
(22) Filed: **Feb. 11, 2016**
(51) **LOC (10) Cl.** **12-16**
(52) **U.S. Cl.**
USPC **D12/209**
(58) **Field of Classification Search**
USPC D12/204–213
CPC B60B 7/00; B60B 7/02; B60B 7/04; B60B 7/01; B60B 7/06; B60B 3/02; B60B 3/04; B60B 3/06; B60B 3/10; B60B 1/00; B60B 1/08; B60B 1/10; B60B 1/12
See application file for complete search history.

D751,016 S * 3/2016 Valencia Pollex D12/209
D769,164 S * 10/2016 Valencia Pollex D12/209
D781,765 S * 3/2017 Bjerke D12/209
D790,428 S * 6/2017 Zhao D12/211

OTHER PUBLICATIONS

Search Results for IN/ernie and IN/alfonso on Dec. 21, 2014.
Search results of IN/john and TTL/wheel and IN/zhao on Feb. 10, 2016.
U.S. Appl. No. 29/508,262, Ernie Alfonso, filed Nov. 4, 2014
U.S. Appl. No. 29/508,266, Ernie Alfonso, filed Nov. 4, 2014.
U.S. Appl. No. 29/508,268, Ernie Alfonso, filed Nov. 4, 2014.
U.S. Appl. No. 29/508,269, Ernie Alfonso, filed Nov. 4, 2014.
U.S. Appl. No. 29/508,270, Ernie Alfonso, filed Nov. 4, 2014.
U.S. Appl. No. 29/508,271, Ernie Alfonso, filed Nov. 4, 2014.
U.S. Appl. No. 29/544,270, filed Nov. 2, 2015, Ernie Alfonso.
U.S. Appl. No. 29/544,262, filed Nov. 2, 2015, Ernie Alfonso.
U.S. Appl. No. 29/544,267, filed Jan. 2, 2015, Ernie Alfonso.
U.S. Appl. No. 29/544,268, filed Nov. 2, 2015, Ernie Alfonso.
U.S. Appl. No. 29/544,272, filed Nov. 2, 2015, Ernie Alfonso.

* cited by examiner

Primary Examiner — Stacia Cadmus
(74) *Attorney, Agent, or Firm* — Payam Moradian

(57) **CLAIM**

I claim the ornamental design for an automobile wheel, as shown and described.

(56) **References Cited**

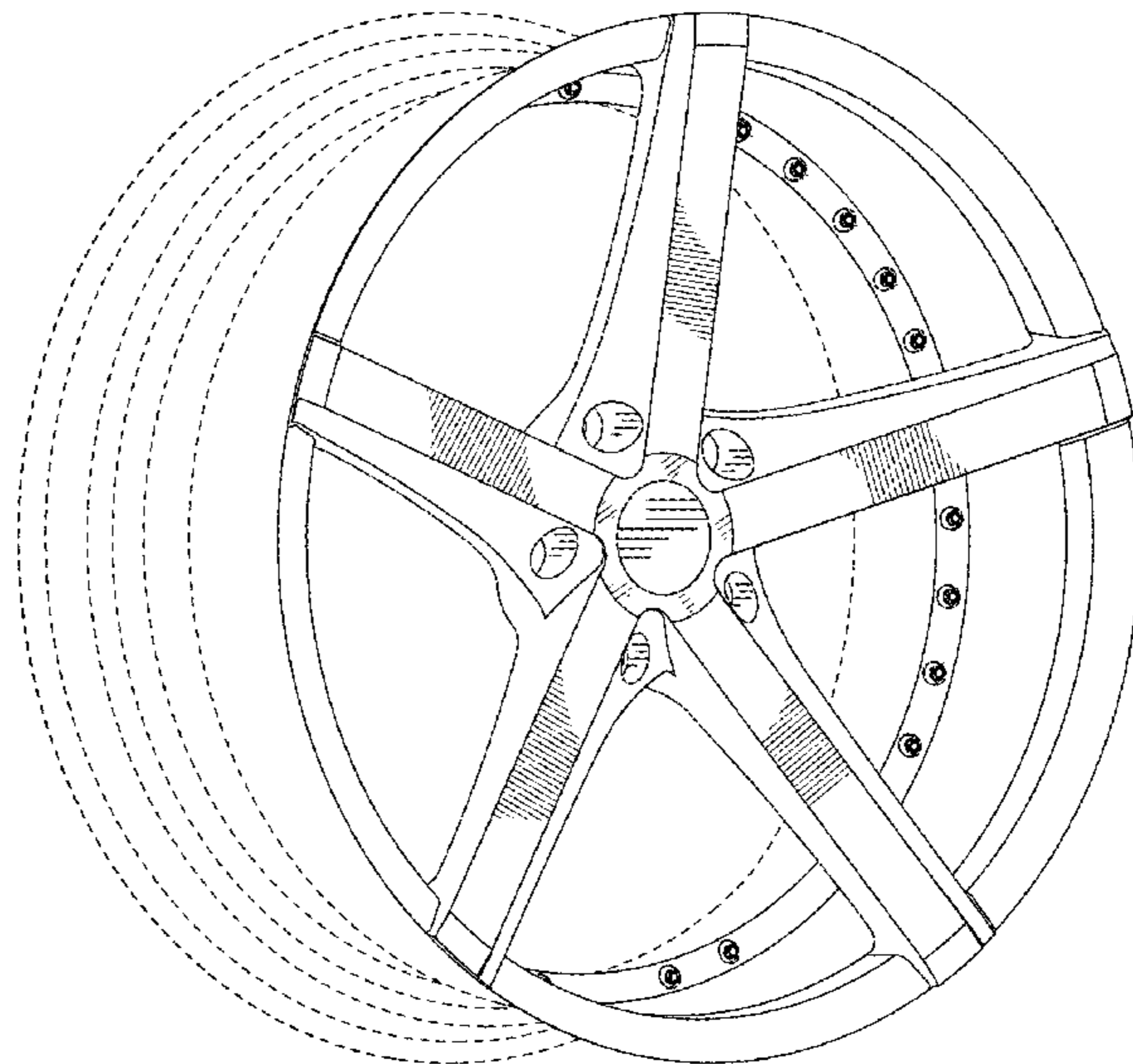
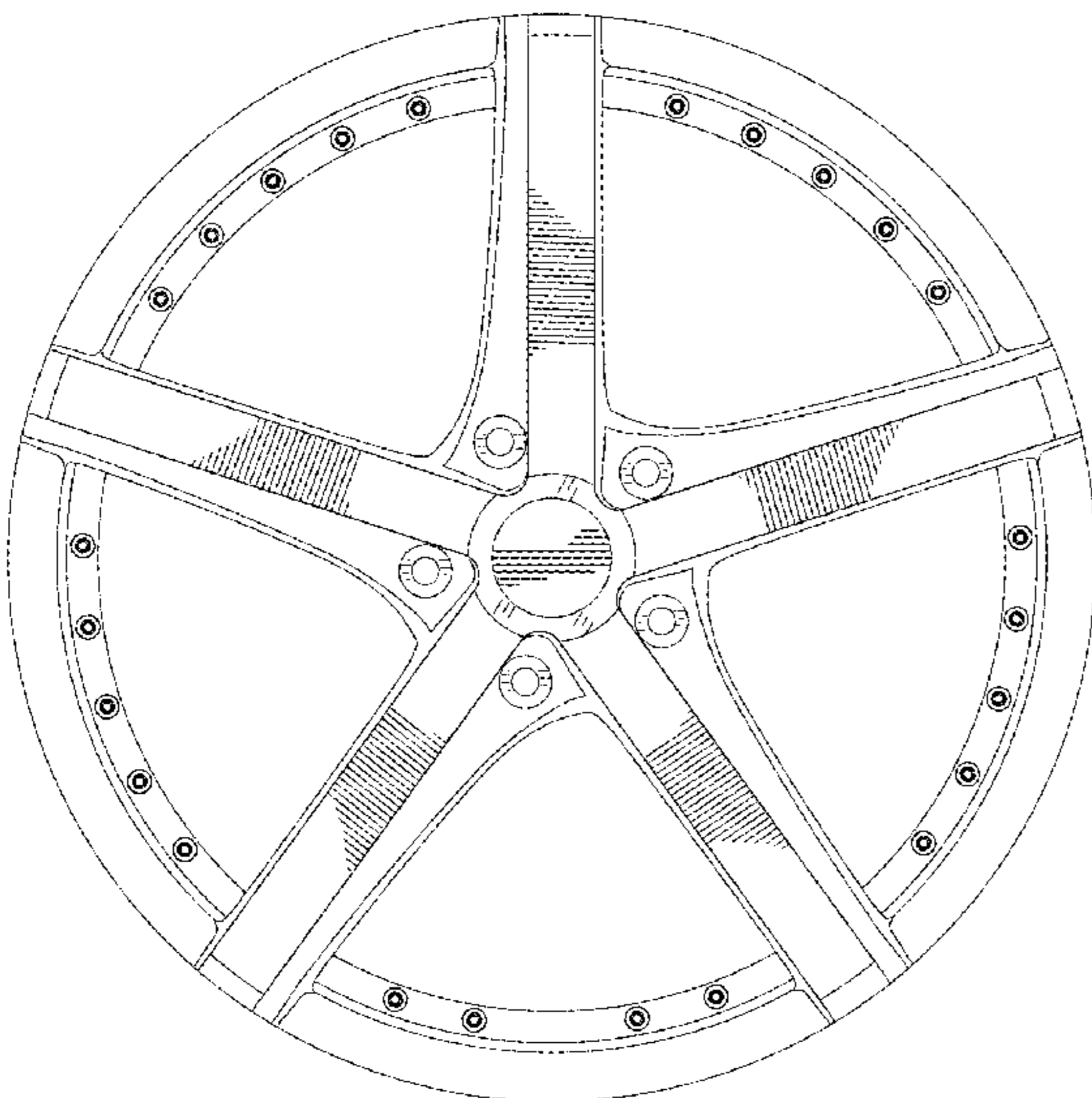
U.S. PATENT DOCUMENTS

D455,693 S * 4/2002 Sato D12/209
D461,757 S * 8/2002 Taneoka D12/211
D499,058 S * 11/2004 Iwauchi D12/209
D578,457 S * 10/2008 Guidry D12/211
D614,114 S * 4/2010 Kim D12/211
D648,255 S * 11/2011 Scheinhutte D12/209
D655,660 S * 3/2012 Stucki D12/209
D663,247 S * 7/2012 Bildhaeuser D12/209
D682,176 S * 5/2013 Badstuebner D12/209
D684,516 S * 6/2013 Bennion D12/209
D700,565 S * 3/2014 Gonzalez D12/209
D726,621 S 4/2015 Alfonso
D747,256 S * 1/2016 Johnson D12/211

DESCRIPTION

FIG. 1 is a front view of an automobile wheel, showing my new design;
FIG. 2 is a perspective view thereof;
FIG. 3 is a front view of a second embodiment of an automobile wheel, showing my new design; and,
FIG. 4 is a perspective view of FIG. 3.
The broken lines in the drawings of the automobile wheel are for showing portions of the automobile wheel and form no part of the claimed design.

1 Claim, 4 Drawing Sheets






FIG. 1

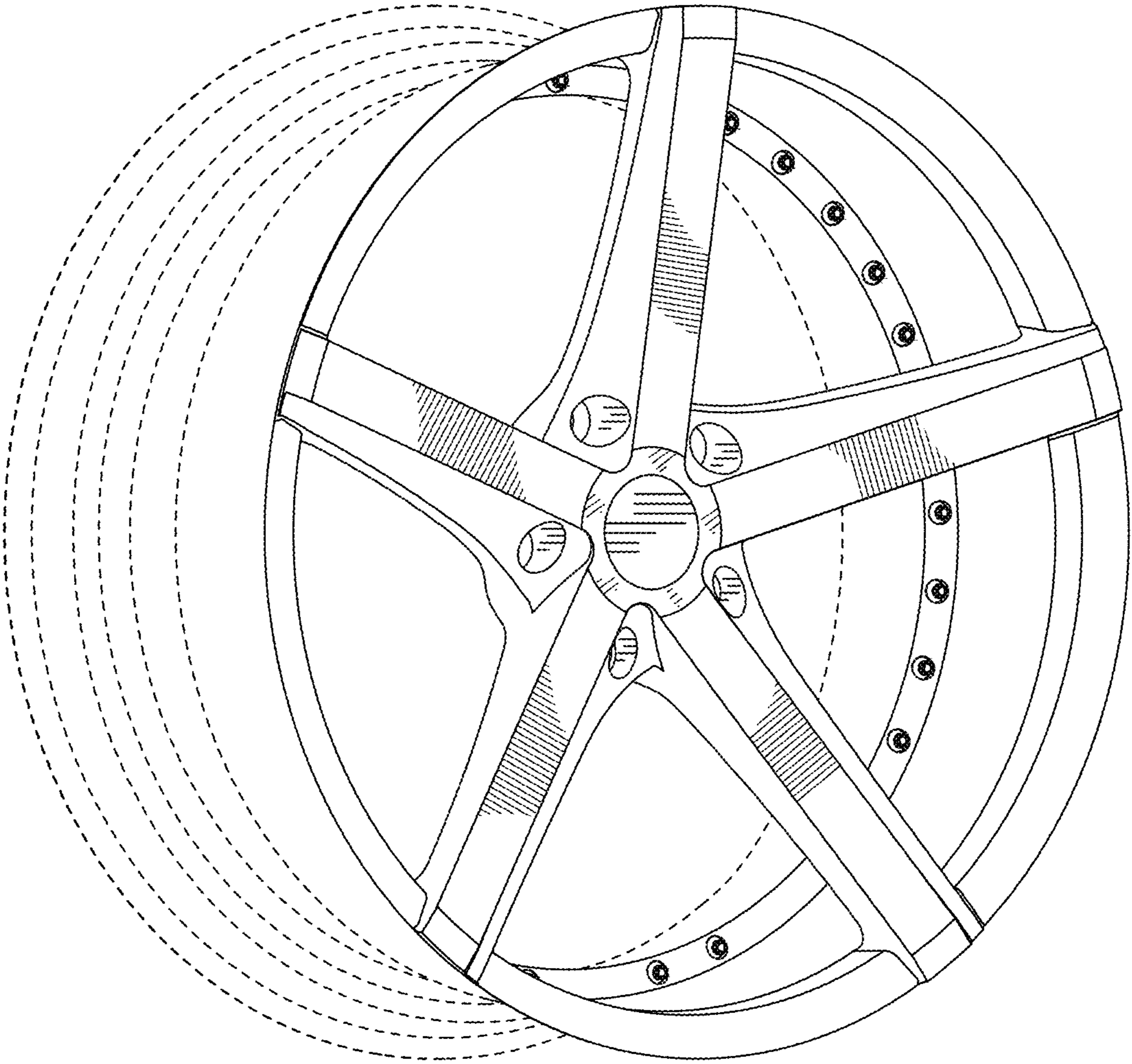


FIG. 2

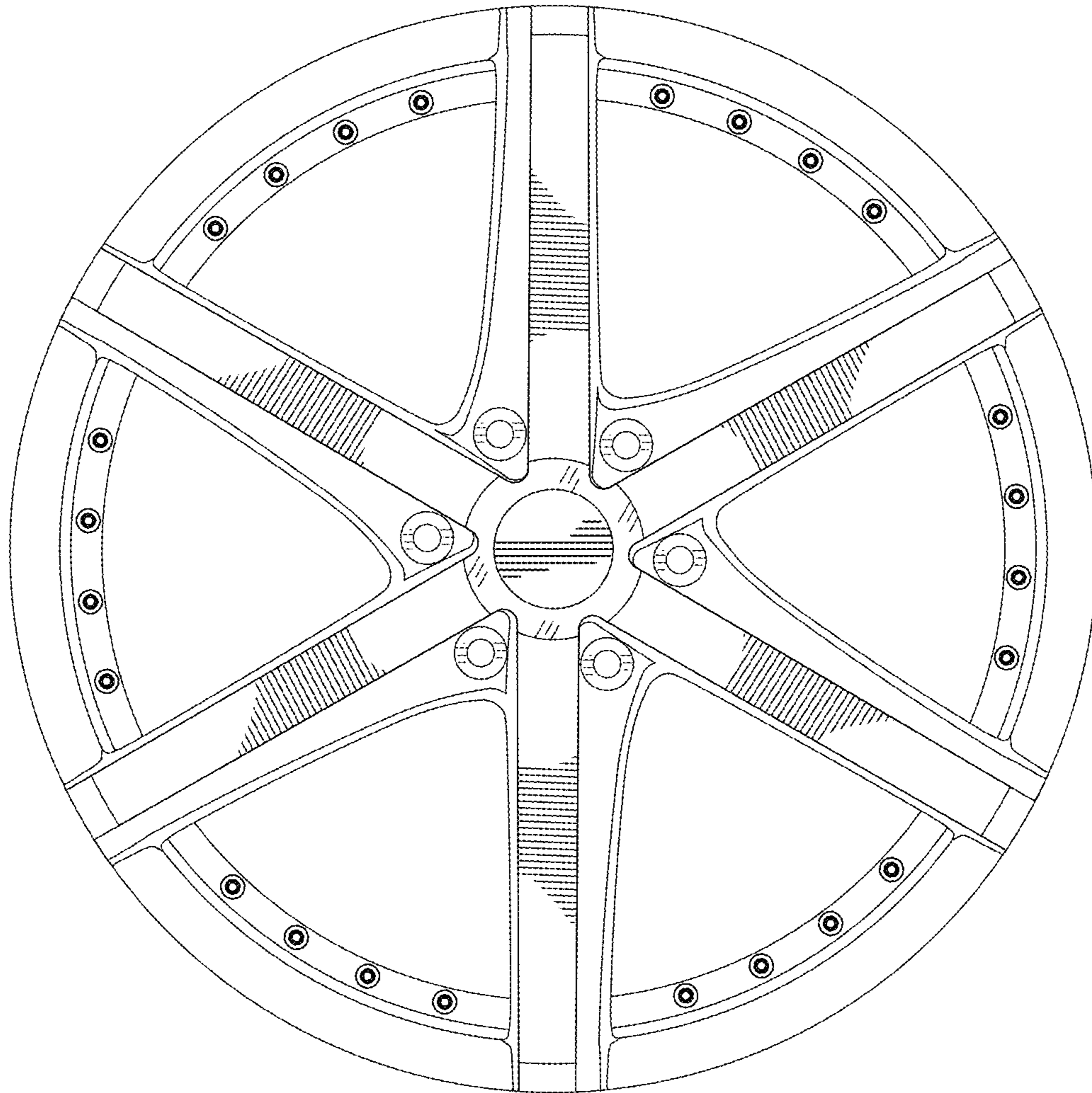


FIG.3

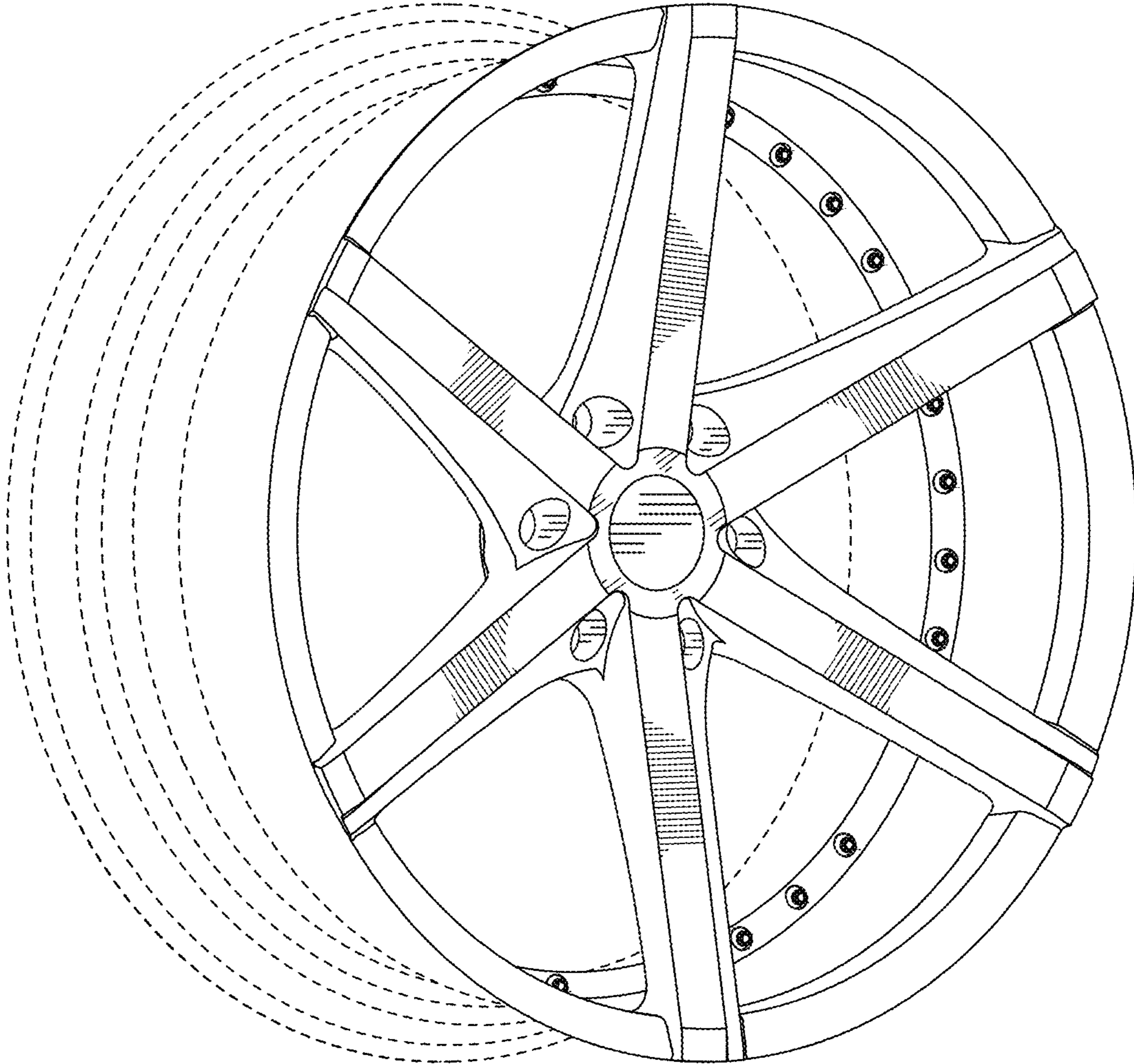


FIG. 4