



US00D804377S

(12) **United States Design Patent**
Roth

(10) **Patent No.:** **US D804,377 S**

(45) **Date of Patent:** **** Dec. 5, 2017**

(54) **REARVIEW ASSEMBLY**

(71) Applicant: **Gentex Corporation**, Zeeland, MI (US)

(72) Inventor: **Mark R. Roth**, Grand Rapids, MI (US)

(73) Assignee: **GENTEX CORPORATION**, Zeeland, MI (US)

(**) Term: **15 Years**

(21) Appl. No.: **29/582,441**

(22) Filed: **Oct. 27, 2016**

(51) **LOC (10) Cl.** **12-16**

(52) **U.S. Cl.**
USPC **D12/187**

(58) **Field of Classification Search**
USPC D12/187, 188-189; D6/300, 309
CPC B60R 1/076; G02B 7/182; G02B 5/08;
G02B 7/18

See application file for complete search history.

(56) **References Cited**

U.S. PATENT DOCUMENTS

D283,998 S	5/1986	Tanaka
4,630,904 A	12/1986	Pastore
5,189,537 A	2/1993	O'Farrell
D346,356 S	4/1994	Leu
5,393,604 A	2/1995	Sanchez
5,424,989 A	6/1995	Hagiwara et al.
5,448,397 A	9/1995	Tonar
5,535,056 A	7/1996	Caskey et al.
5,572,354 A	11/1996	Desmond et al.
5,604,626 A	2/1997	Teowee et al.
5,668,663 A	9/1997	Varaprasad et al.
5,669,698 A	9/1997	Veldman et al.
5,669,705 A	9/1997	Pastrick et al.
5,682,267 A	10/1997	Tonar et al.
5,724,187 A	3/1998	Varaprasad et al.
5,760,962 A	6/1998	Schofield et al.
5,798,575 A	8/1998	O'Farrell et al.
5,808,777 A	9/1998	Lynam et al.

5,818,650 A	10/1998	Nyhof et al.
D400,481 S	11/1998	Stephens et al.
D401,200 S	11/1998	Huang
5,838,483 A	11/1998	Teowee et al.
5,864,642 A	1/1999	Chun et al.
5,871,275 A	2/1999	O'Farrell et al.

(Continued)

FOREIGN PATENT DOCUMENTS

JP	681836 U	11/1994
WO	0030893 A1	6/2000

Primary Examiner — Katrina A Betton

(74) *Attorney, Agent, or Firm* — Price Heneveld LLP;
Bradley D. Johnson

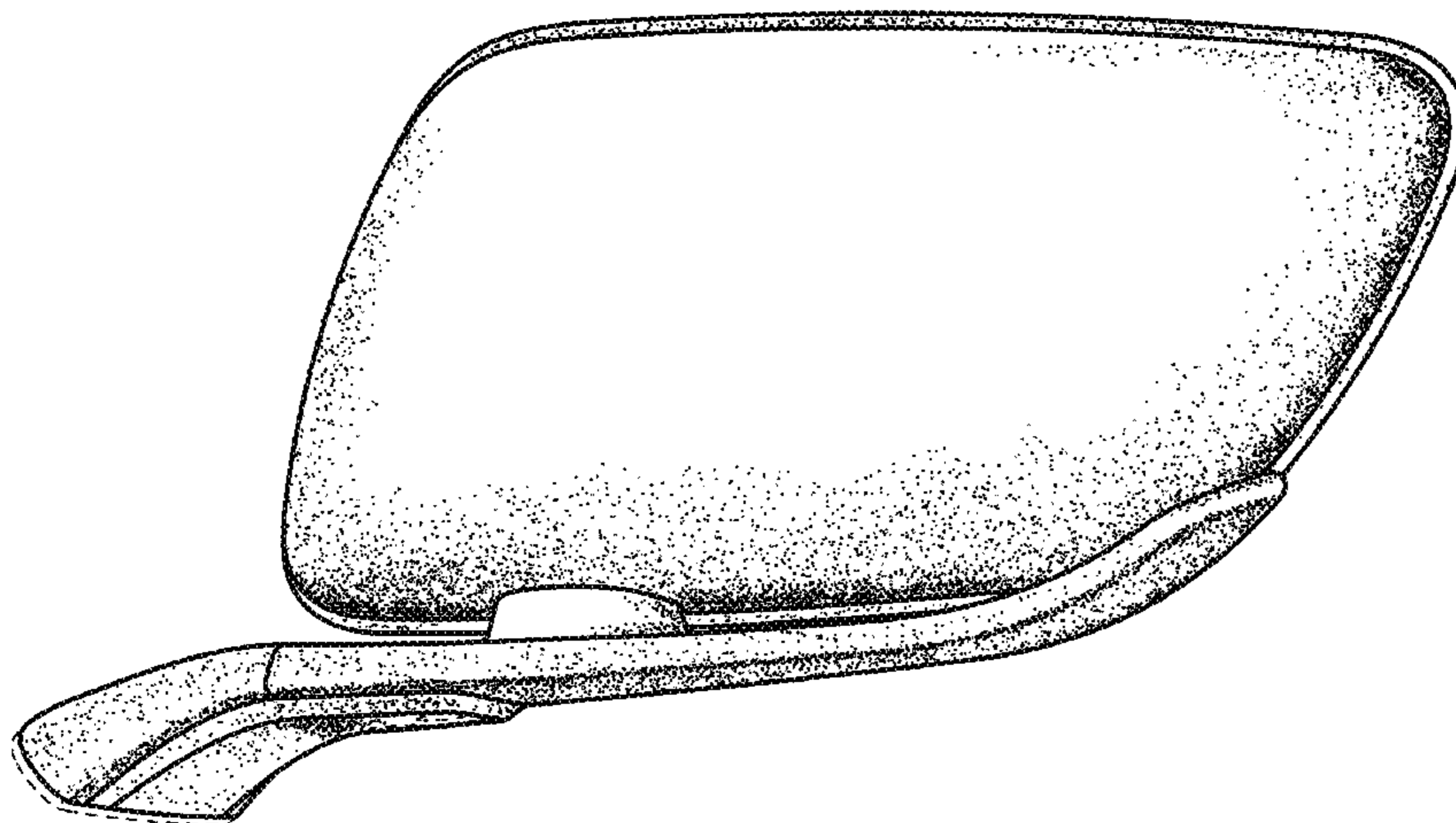
(57) **CLAIM**

I claim the ornamental design for a rearview assembly, as shown and described.

DESCRIPTION

FIG. 1 is a front perspective view of a rearview assembly of the present disclosure;
 FIG. 2 is a rear perspective view of the rearview assembly of FIG. 1;
 FIG. 3 is a front elevational view of the rearview assembly of FIG. 1;
 FIG. 4 is a rear elevational view of the rearview assembly of FIG. 1;
 FIG. 5 is a first side elevational view of the rearview assembly of FIG. 1;
 FIG. 6 is a second side elevational view of the rearview assembly of FIG. 1;
 FIG. 7 is a top plan view of the rearview assembly of FIG. 1; and,
 FIG. 8 is a bottom plan view of the rearview assembly of FIG. 1.
 Broken lines are environmental only and form no part of the claimed design.

1 Claim, 7 Drawing Sheets



(56)

References Cited

U.S. PATENT DOCUMENTS

5,877,897 A 3/1999 Schofield et al.
 6,074,066 A 6/2000 Macher et al.
 6,111,683 A 8/2000 Cammenga et al.
 6,196,688 B1 3/2001 Caskey et al.
 6,244,716 B1 6/2001 Steenwyk et al.
 6,246,505 B1 6/2001 Teowee et al.
 6,280,041 B1 8/2001 Unger
 6,286,965 B1 9/2001 Caskey et al.
 6,304,363 B1 10/2001 Lynam
 6,315,437 B1 11/2001 Katz et al.
 D451,869 S 12/2001 Knapp et al.
 6,336,737 B1 1/2002 Thau
 6,356,376 B1 3/2002 Tonar et al.
 D471,847 S 3/2003 Rumsey et al.
 6,556,350 B2 4/2003 Nakaho et al.
 6,657,767 B2 12/2003 Bonardi et al.
 D493,131 S 7/2004 Lawlor et al.
 D493,394 S 7/2004 Lawlor et al.
 D499,678 S 12/2004 Bradley
 6,902,284 B2 6/2005 Hutzel et al.
 6,916,099 B2 7/2005 Su et al.
 6,919,796 B2 7/2005 Boddy et al.
 7,004,592 B2 2/2006 Varaprasad et al.
 7,019,906 B2 3/2006 Leu et al.
 7,042,616 B2 5/2006 Tonar et al.
 7,048,392 B2 5/2006 Nakaho
 7,182,475 B2 2/2007 Kramer et al.
 D553,061 S 10/2007 Schmidt et al.
 D556,105 S 11/2007 Carter et al.
 7,317,566 B2 1/2008 Tench et al.
 7,626,749 B2 12/2009 Baur et al.

D659,617 S 5/2012 Brockington et al.
 8,550,675 B2 10/2013 Fehn et al.
 D718,689 S * 12/2014 Blanski D12/187
 D725,014 S * 3/2015 Duff D12/187
 D725,562 S * 3/2015 Beaven D12/187
 D727,230 S * 4/2015 Kao D12/187
 9,022,583 B2 5/2015 Neuman et al.
 D731,379 S * 6/2015 Behmer D12/187
 D744,918 S * 12/2015 Di Buduo D12/187
 D746,197 S * 12/2015 Nissl D12/187
 D746,744 S 1/2016 Sloterbeek et al.
 D758,936 S 6/2016 Roth et al.
 D761,173 S * 7/2016 Faghihzadeh D12/187
 D777,068 S * 1/2017 Sterner D12/187
 D782,377 S * 3/2017 Curic D12/187
 D782,379 S * 3/2017 Wassell D12/187
 D783,478 S * 4/2017 Suzuki D12/187
 D786,757 S * 5/2017 Chen D12/187
 2002/0041443 A1 4/2002 Varaprasad et al.
 2003/0002179 A1 1/2003 Roberts et al.
 2004/0052084 A1 3/2004 Lin
 2004/0070857 A1 4/2004 Bonardi et al.
 2005/0231839 A1 10/2005 Murakami et al.
 2006/0098289 A1 5/2006 McCabe et al.
 2006/0221452 A1 10/2006 Chen
 2007/0019296 A1 1/2007 Bauer et al.
 2007/0042200 A1 2/2007 Wityak
 2007/0172625 A1 7/2007 Ridout et al.
 2007/0207571 A1 9/2007 Morisue et al.
 2007/0279752 A1 12/2007 McCabe et al.
 2008/0024854 A1 1/2008 Izumi et al.
 2010/0020380 A1 1/2010 Tonar et al.
 2014/0192431 A1 7/2014 Sloterbeek et al.

* cited by examiner

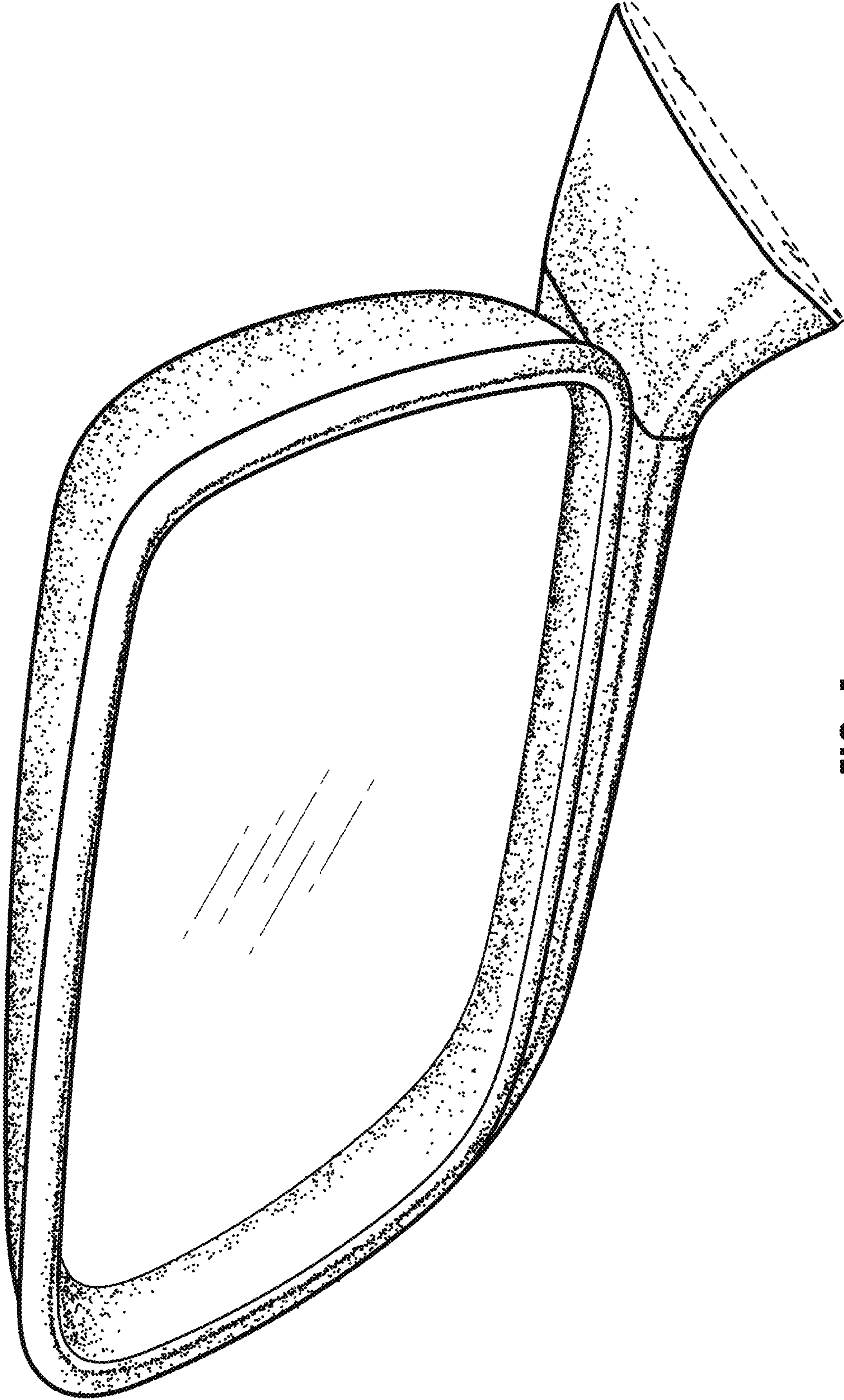


FIG. 1

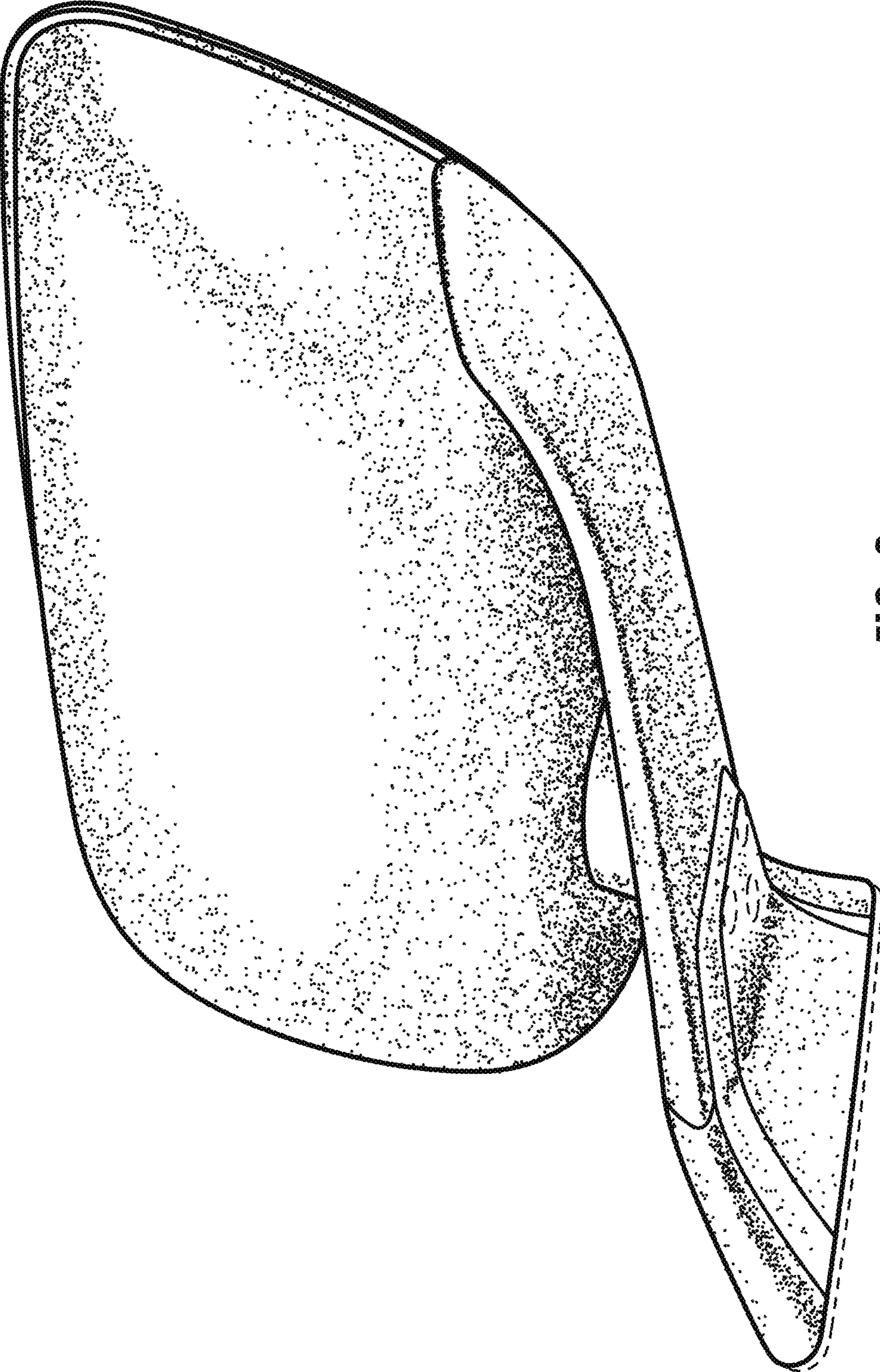


FIG. 2

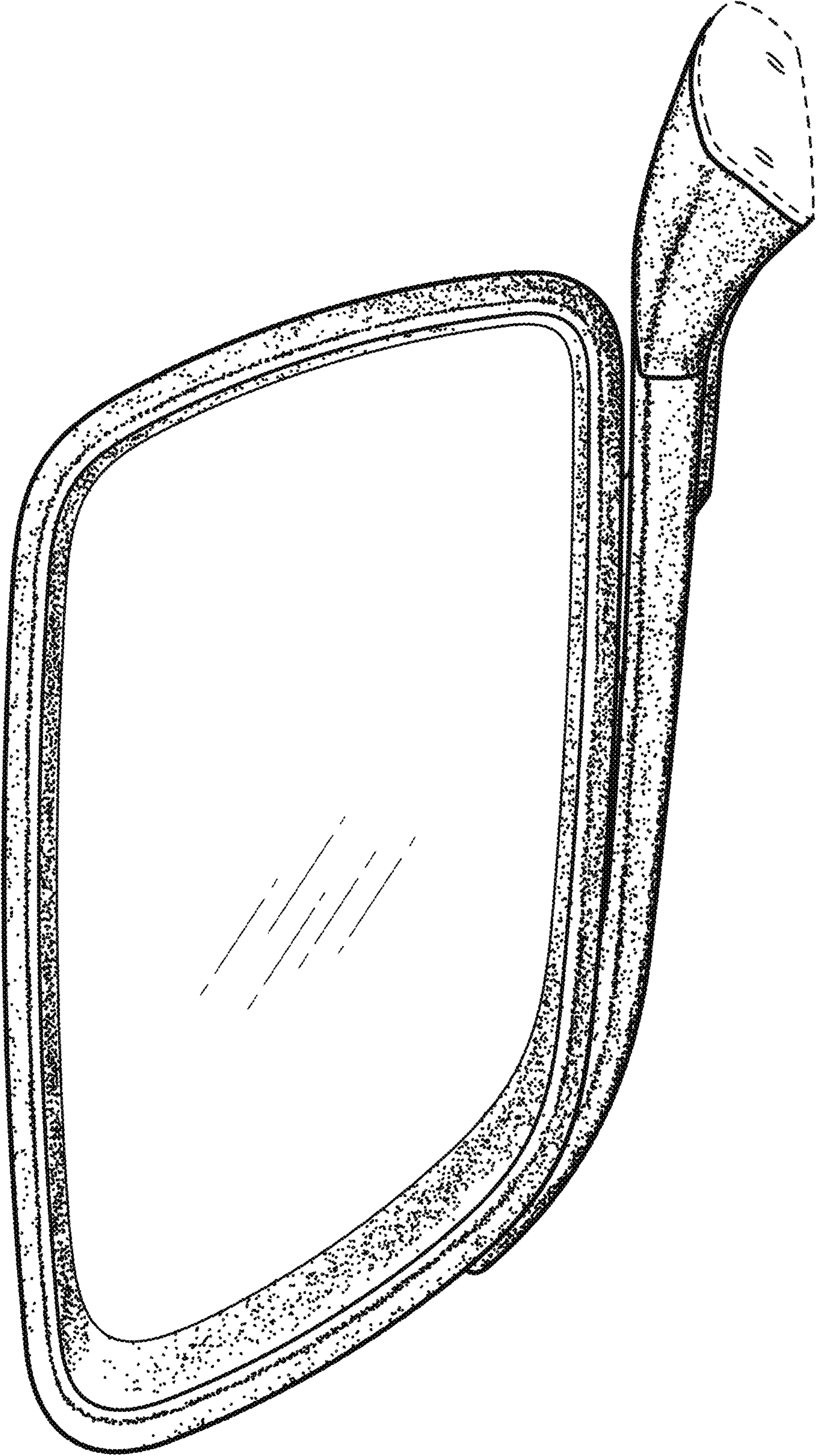


FIG. 3

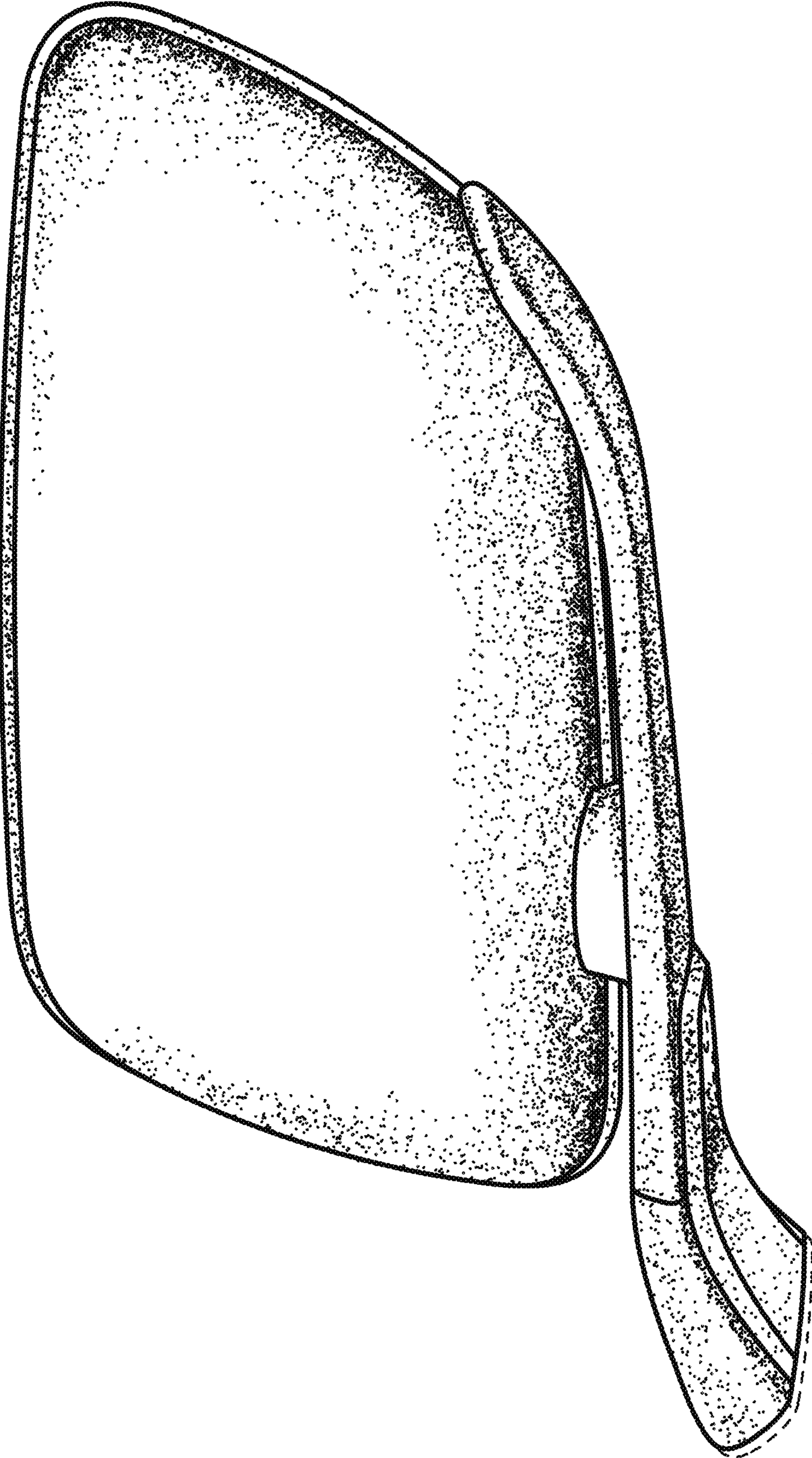


FIG. 4

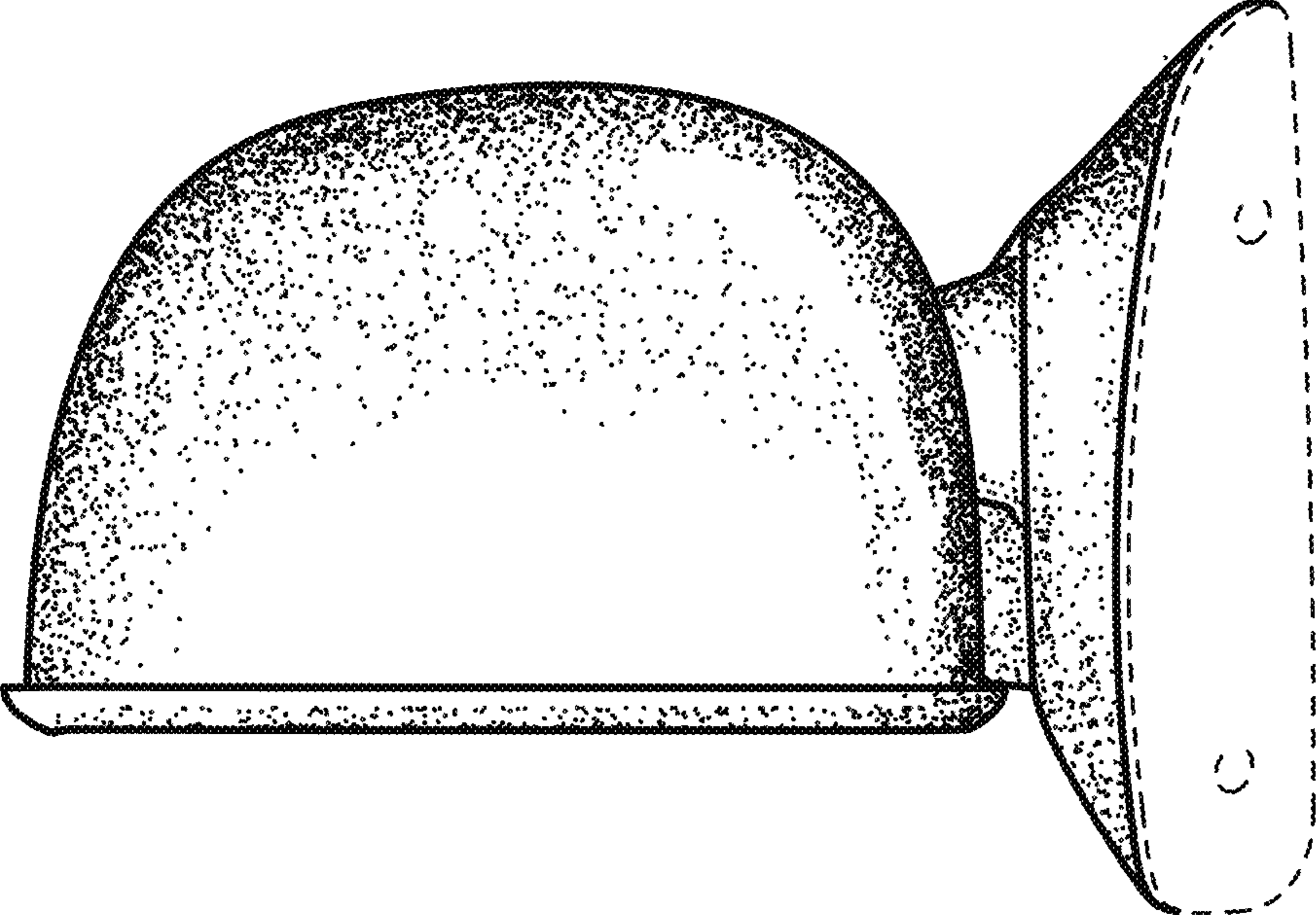


FIG. 6

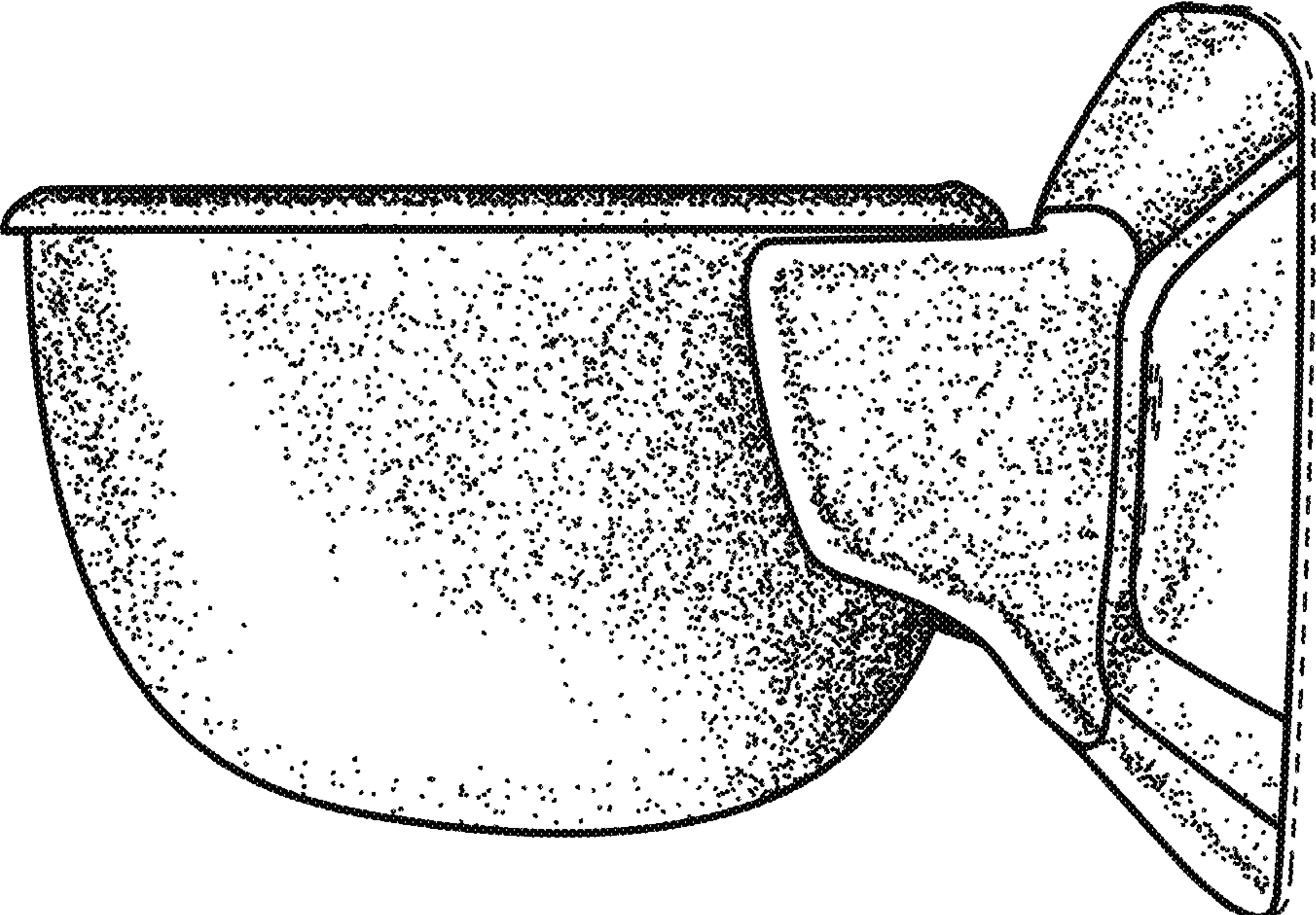


FIG. 5




FIG. 7

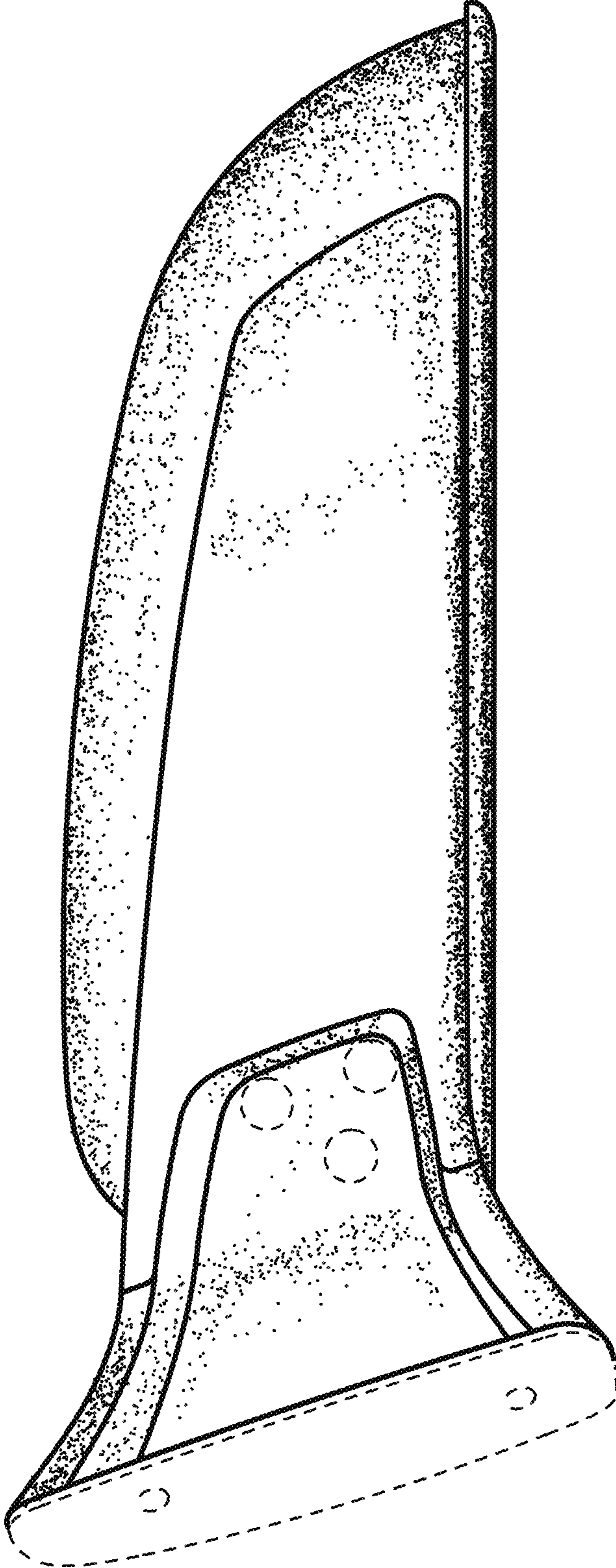


FIG. 8