



US00D804368S

(12) **United States Design Patent** (10) **Patent No.:** **US D804,368 S**
Frascella (45) **Date of Patent:** **** Dec. 5, 2017**

(54) **FRONT FACE PORTIONS OF A GRILLE**

CPC B62D 25/08; B62B 9/16; B60K 11/08;
B60R 19/52

(71) Applicant: **Jaguar Land Rover Limited**, Coventry (GB)

See application file for complete search history.

(72) Inventor: **Massimo Frascella**, Coventry (GB)

(56) **References Cited**

(73) Assignee: **Jaguar Land Rover Limited** (GB)

U.S. PATENT DOCUMENTS

(**) Term: **15 Years**

D711,293 S * 8/2014 Waterman D12/163
D750,532 S * 3/2016 Frascella D12/91
D753,028 S * 4/2016 Frascella D12/163
D774,996 S * 12/2016 Wheel D12/163

(21) Appl. No.: **29/556,138**

* cited by examiner

(22) Filed: **Feb. 26, 2016**

Primary Examiner — Melody N. Brown

Related U.S. Application Data

(74) *Attorney, Agent, or Firm* — Fishman Stewart PLLC

(63) Continuation-in-part of application No. 29/501,024, filed on Aug. 29, 2014, now Pat. No. Des. 750,532, and a continuation-in-part of application No. 29/501,008, filed on Aug. 29, 2014, now Pat. No. Des. 753,028, and a continuation-in-part of application No. 29/500,851, filed on Aug. 28, 2014, now abandoned, and a continuation-in-part of application No. 29/500,852, filed on Aug. 28, 2014, now abandoned, and a continuation-in-part of application No. 29/500,850, filed on Aug. 28, 2014, now abandoned.

(57) **CLAIM**

The ornamental design for a front face portions of a grille, as shown and described.

(30) **Foreign Application Priority Data**

Mar. 5, 2014 (EM) 002417899
Mar. 5, 2014 (EM) 002417915

DESCRIPTION

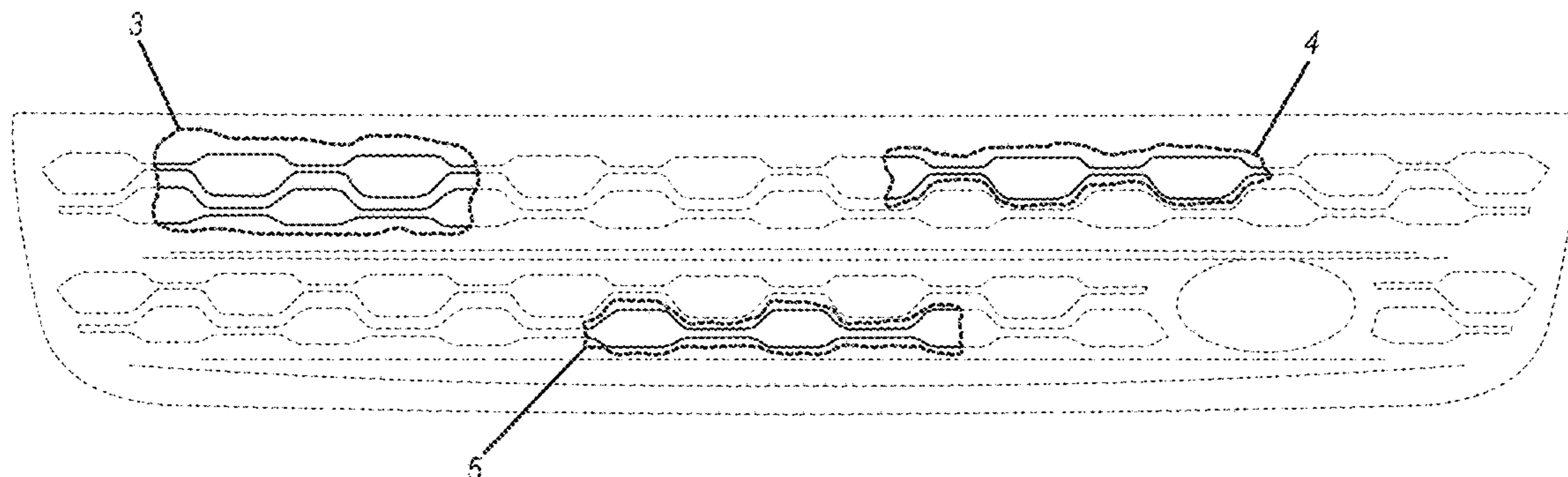
FIG. 1 is a front elevation view of a front face portion of a grille shown installed on a vehicle;
FIG. 2 is an enlarged front elevational view thereof;
FIG. 3 is a greatly enlarged front elevational view thereof, as indicated by circle 3 in FIG. 2;
FIG. 4 is a greatly enlarged front elevational view thereof, as indicated by circle 4 in FIG. 2; and,
FIG. 5 is a greatly enlarge front elevational view thereof as indicated by circle 5 in FIG. 2.
Portions of the figures shown in broken lines form no part of the claimed design.

(51) **LOC (10) Cl.** **12-16**

(52) **U.S. Cl.**
USPC **D12/163**

(58) **Field of Classification Search**
USPC D12/163, 196, 86, 90-92, 171, 169, 216,
D12/98; 180/68.1, 68.6; 293/193.11

1 Claim, 3 Drawing Sheets



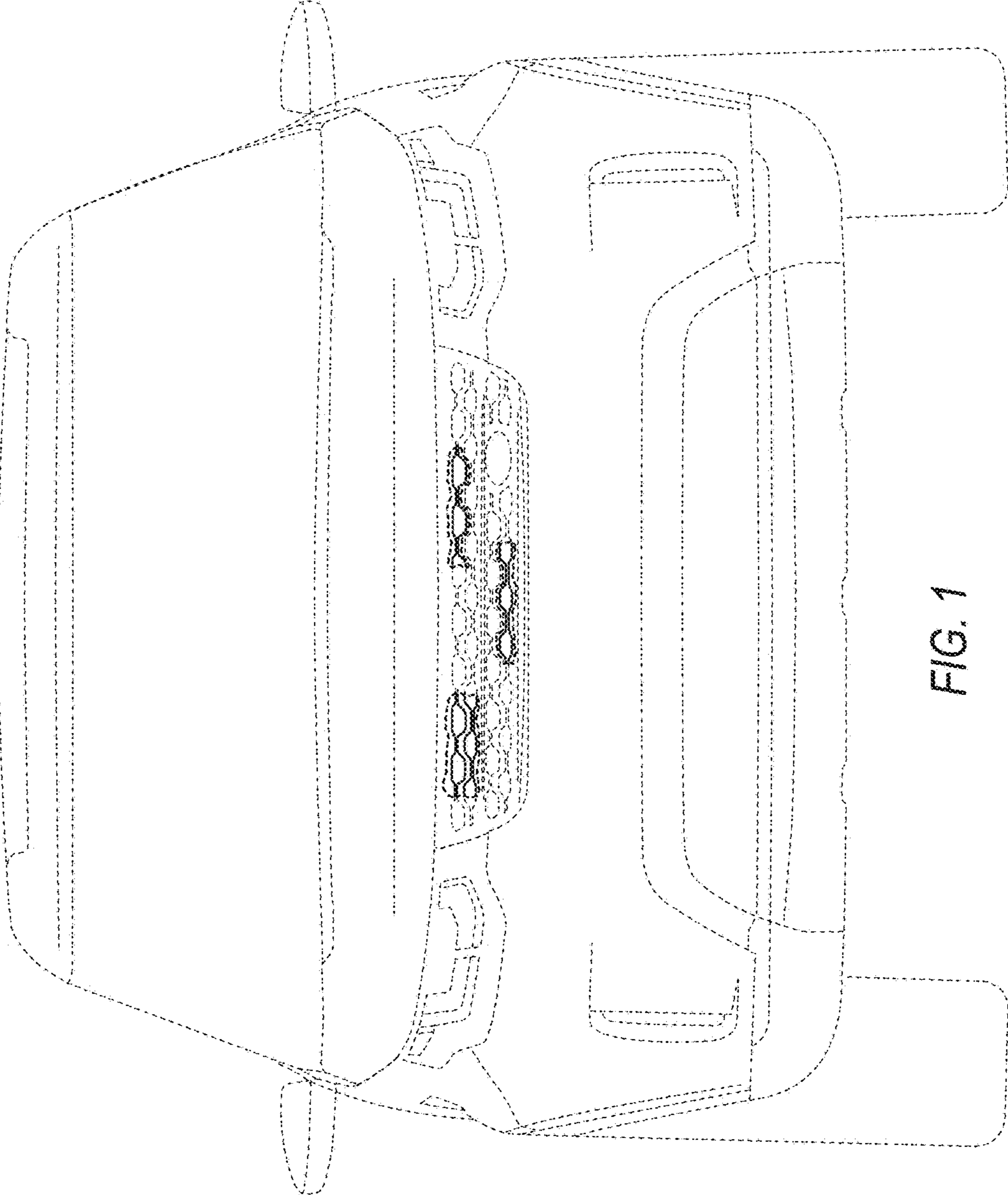


FIG. 1

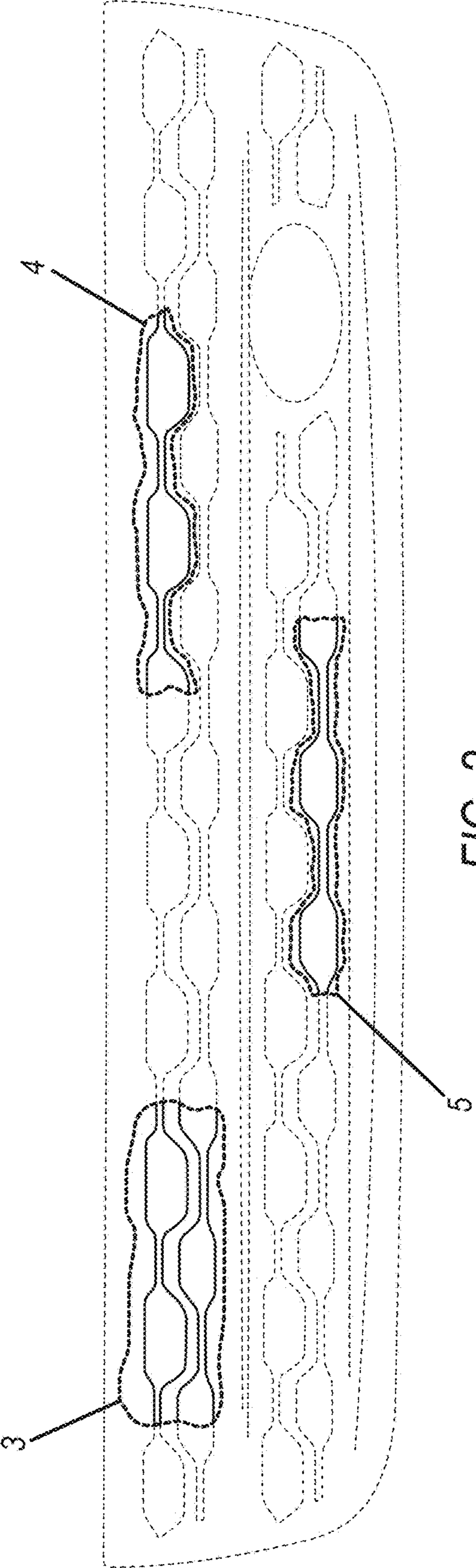


FIG. 2

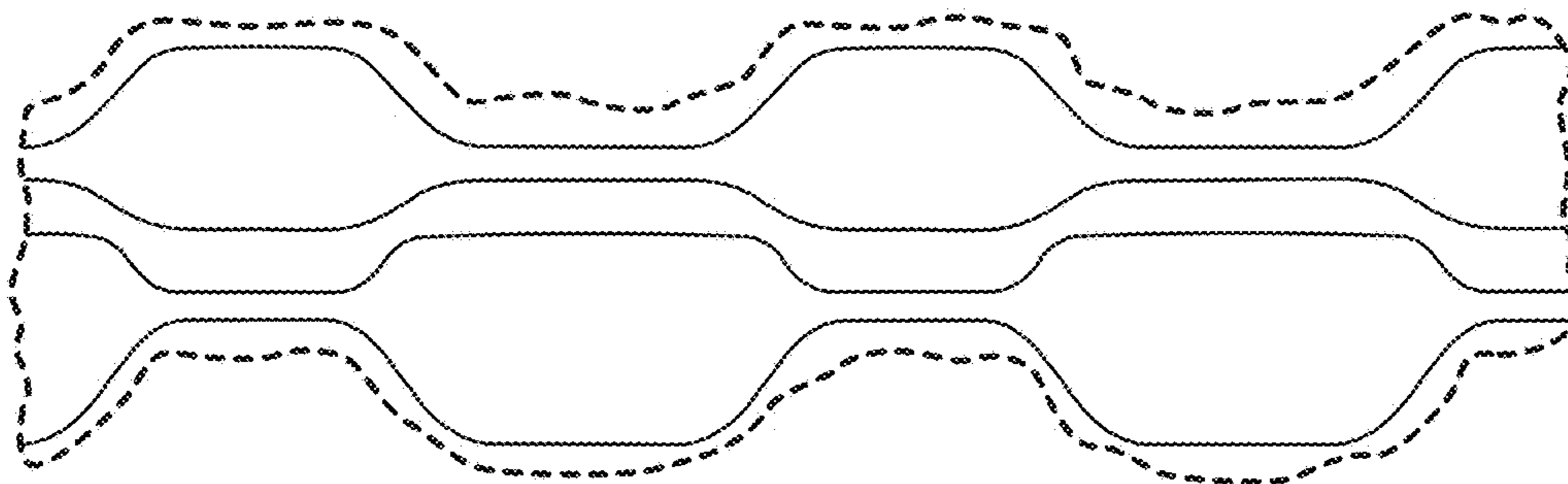


FIG. 3




FIG. 4




FIG. 5