



US00D804362S

(12) **United States Design Patent**
Jung et al.

(10) **Patent No.:** **US D804,362 S**

(45) **Date of Patent:** **** Dec. 5, 2017**

(54) **MOTOR VEHICLE, TOY AND/OR REPLICAS THEREOF**

D738,788 S * 9/2015 Garand D12/92
D764,352 S * 8/2016 Pires D12/92
D769,155 S * 10/2016 Garand D12/92
D775,550 S * 1/2017 Liese D12/92

(71) Applicant: **AUDI AG**, Ingolstadt (DE)

* cited by examiner

(72) Inventors: **Helmut Jung**, Ingolstadt (DE); **Dany Garand**, Ingolstadt (DE)

Primary Examiner — Melody N Brown

(73) Assignee: **AUDI AG**, Ingolstadt (DE)

(74) *Attorney, Agent, or Firm* — Lucas & Mercanti, LLP; Klaus P. Stoffel

(**) Term: **15 Years**

(21) Appl. No.: **29/575,905**

(57) **CLAIM**

(22) Filed: **Aug. 30, 2016**

The ornamental design for a motor vehicle, toy and/or replicas thereof, as shown and described.

(30) **Foreign Application Priority Data**

Mar. 2, 2016 (EM) 003 009 679-0001
Mar. 2, 2016 (EM) 003 009 687-0001

DESCRIPTION

(51) **LOC (10) Cl.** **12-08**

(52) **U.S. Cl.**
USPC **D12/92**

(58) **Field of Classification Search**
USPC D12/86, 90-92, 88; D21/421, 433, 434;
296/181.1, 181.5
CPC B62D 35/00; B62D 25/00; B62D 25/06;
B62D 33/00
See application file for complete search history.

FIG. 1 is a front and right side perspective view of a motor vehicle, toy and/or replicas thereof of the present invention; FIG. 2 is a rear and left side perspective view thereof; FIG. 3 is a front view thereof; FIG. 4 is a rear view thereof; FIG. 5 is a right side view thereof; FIG. 6 is a left side view thereof; FIG. 7 is a top view thereof; and, FIG. 8 is a bottom view thereof. The wheels, headlights and taillights of the motor vehicle do not form part of the claimed design.

(56) **References Cited**

U.S. PATENT DOCUMENTS

D685,293 S * 7/2013 Badstuebner D12/82

1 Claim, 4 Drawing Sheets





Fig. 1




Fig. 2



Fig. 3



Fig. 4

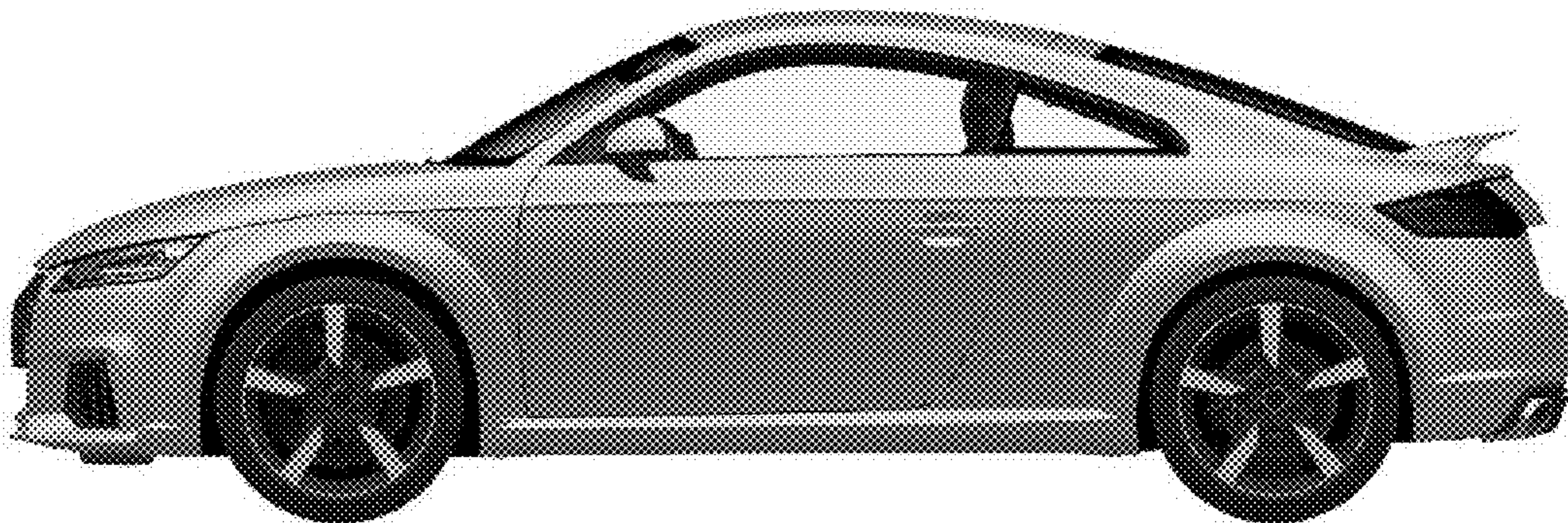


Fig. 5

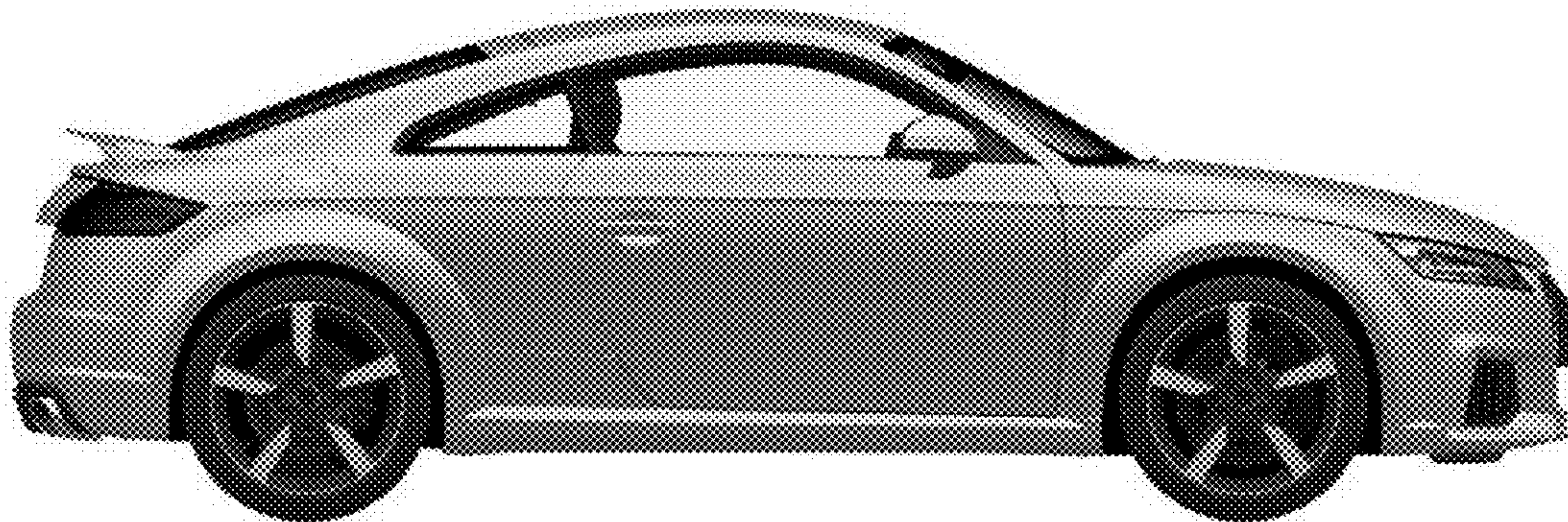


Fig. 6

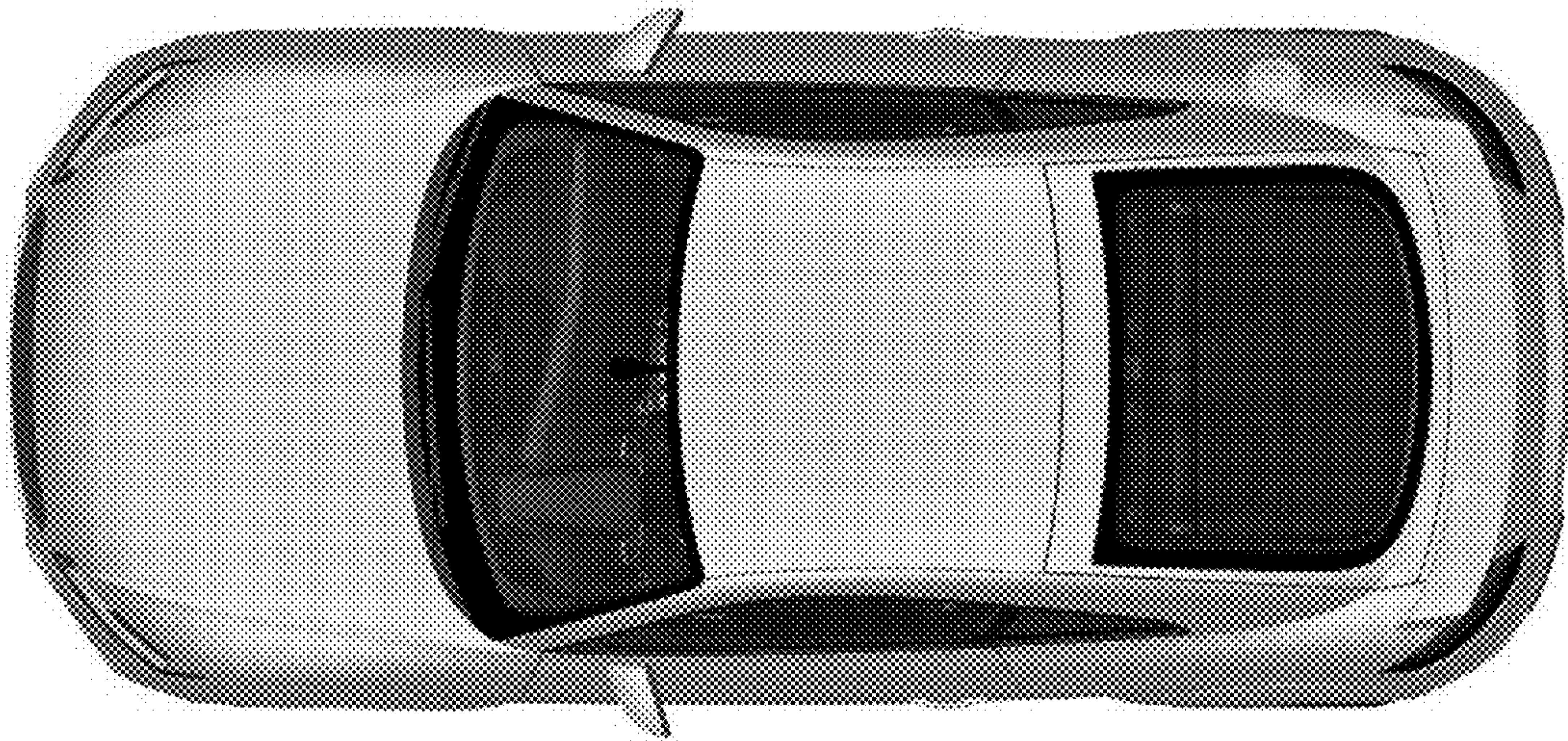


Fig. 7




Fig. 8