



US00D804336S

(12) **United States Design Patent**
Papakostas et al.

(10) **Patent No.:** **US D804,336 S**

(45) **Date of Patent:** **** Dec. 5, 2017**

(54) **FOOT MEASURING DEVICE**

(71) Applicant: **R&D CORE LIMITED**, Leatherhead
(GB)

(72) Inventors: **Thomas Papakostas**, Leatherhead
(GB); **Sergio Martinez Tarin**,
Leatherhead (GB)

(**) Term: **15 Years**

(21) Appl. No.: **35/500,893**

(22) Filed: **Nov. 4, 2015**

(80) **Hague Agreement Data**

Int. Filing Date: **Nov. 4, 2015**

Int. Reg. No.: **DM/088544**

Int. Reg. Date: **Nov. 4, 2015**

Int. Reg. Pub. Date: **May 6, 2016**

(30) **Foreign Application Priority Data**

May 5, 2015 (EM) 002695098

(51) **LOC (10) Cl.** **10-04**

(52) **U.S. Cl.**
USPC **D10/70**

(58) **Field of Classification Search**

USPC D10/70, 64, 65; D7/698

CPC A43D 1/025

See application file for complete search history.

(56) **References Cited**

U.S. PATENT DOCUMENTS

D419,080 S * 1/2000 Panek D10/70

D469,703 S * 2/2003 Stahl D10/70

D519,016 S * 4/2006 Nudo D10/64
7,421,789 B1 * 9/2008 Sullivan A43D 1/025
33/3 B
7,516,555 B2 * 4/2009 Sullivan A43D 1/025
33/3 A
D700,081 S * 2/2014 Balschweit D10/65
D704,080 S * 5/2014 Carabajal D10/64
D708,529 S * 7/2014 Backer D10/70
D712,287 S * 9/2014 Michaelian D10/70
D718,989 S * 12/2014 Hoffstadt D7/698

* cited by examiner

Primary Examiner — George D Kirschbaum

(74) *Attorney, Agent, or Firm* — Fay Sharpe LLP

(57) **CLAIM**

The ornamental design for a foot measuring device, as shown and described.

DESCRIPTION

2.-3. Foot measuring devices

2.1 is a perspective view.

2.2 is a front view.

2.3 is a top view.

2.4 is a bottom view.

2.5 is a left view.

3.1 is a perspective view.

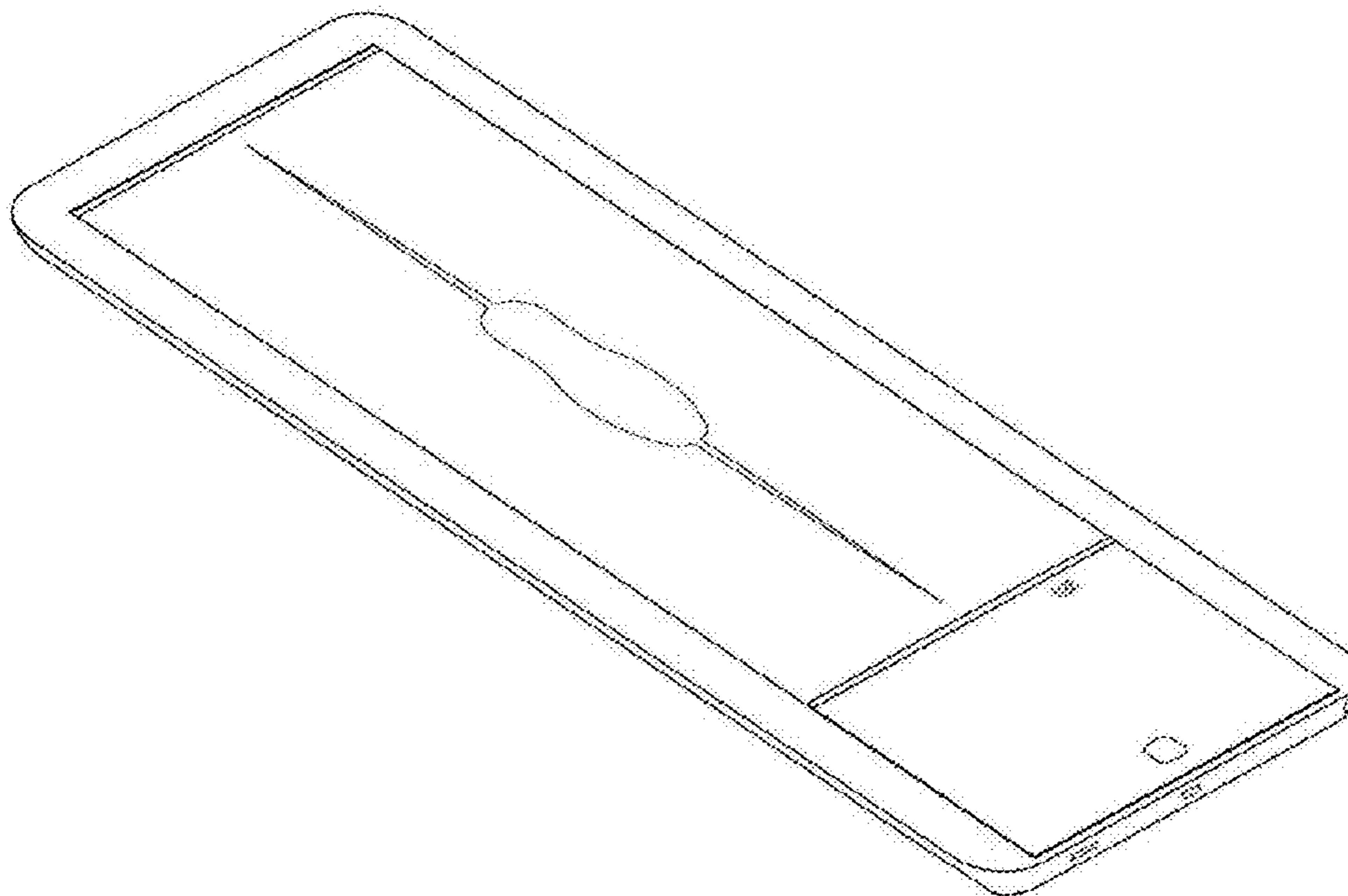
3.2 is a front view.

3.3 is a top view.

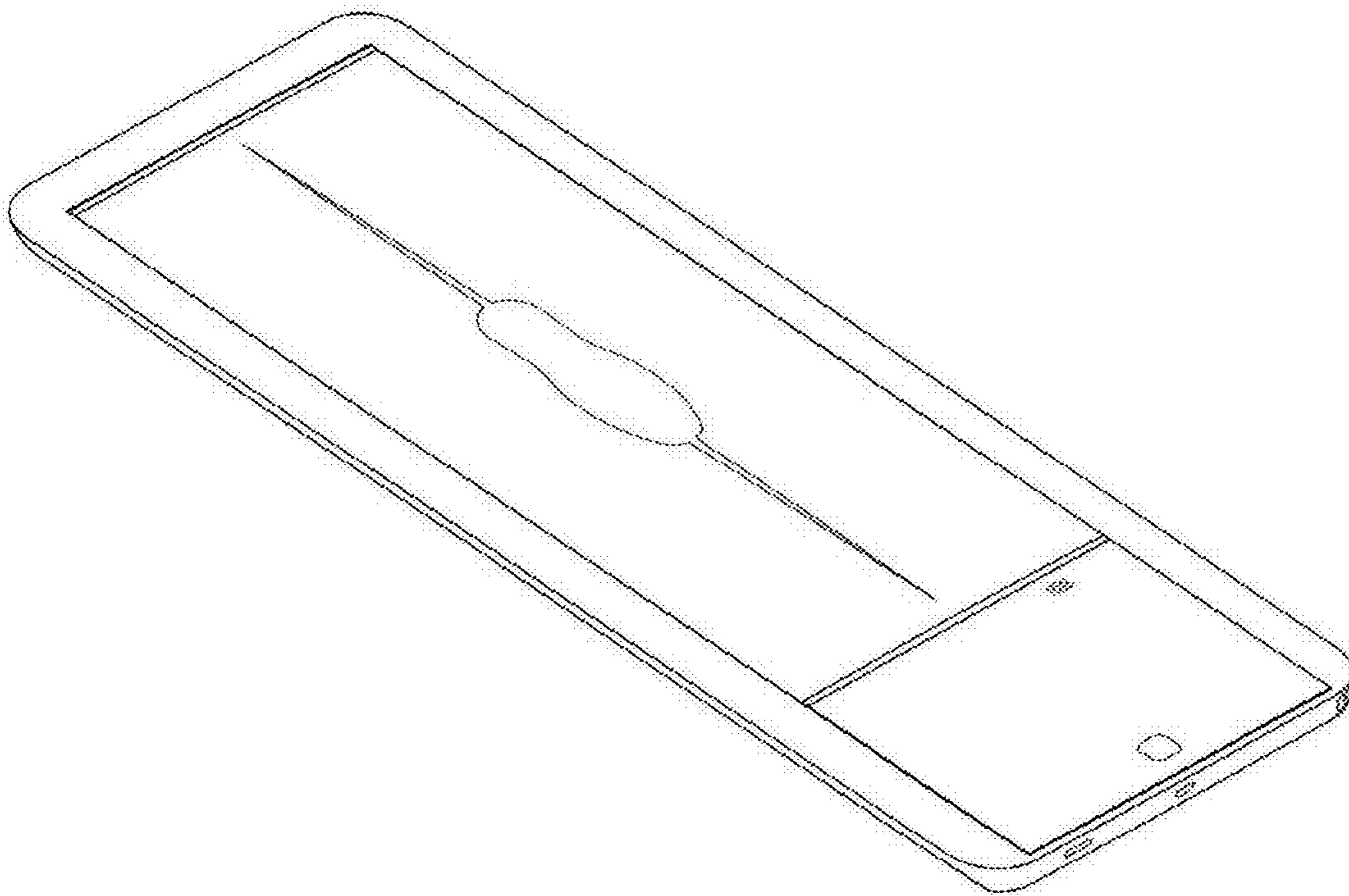
3.4 is a bottom view.

3.5 is a left view.

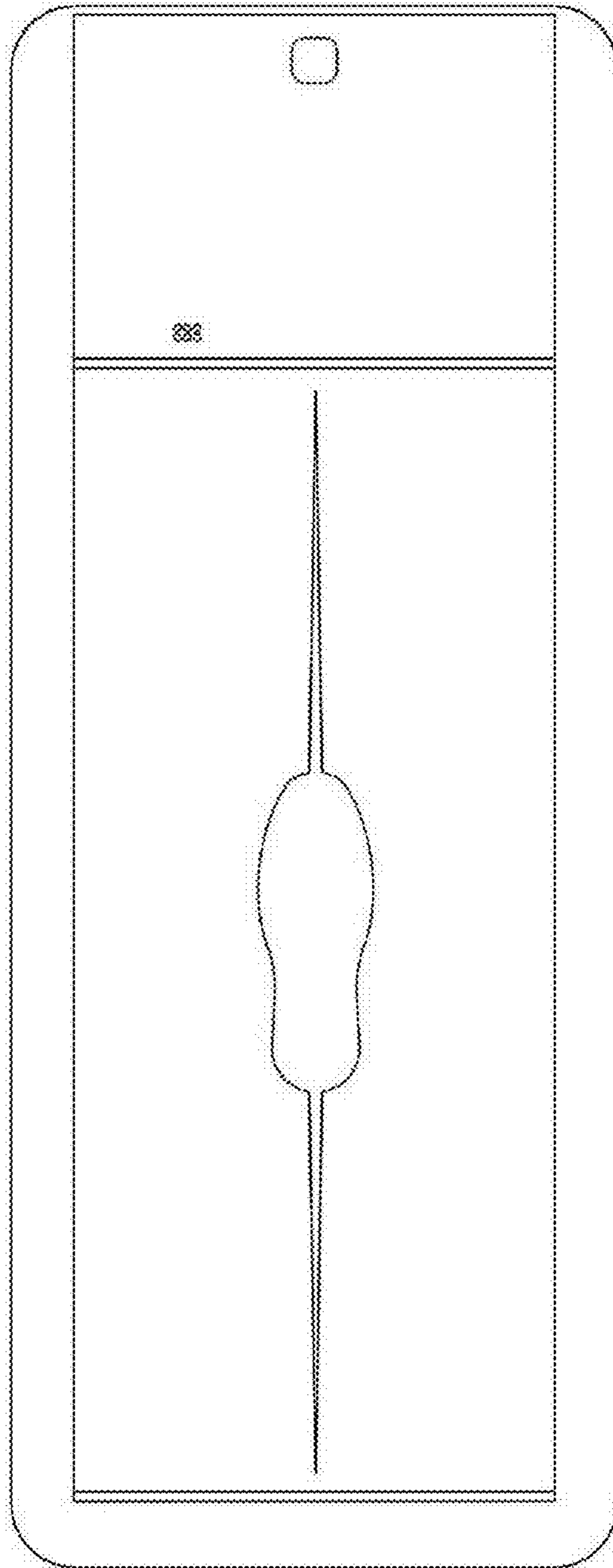
1 Claim, 10 Drawing Sheets




2.1




2.2




2.3



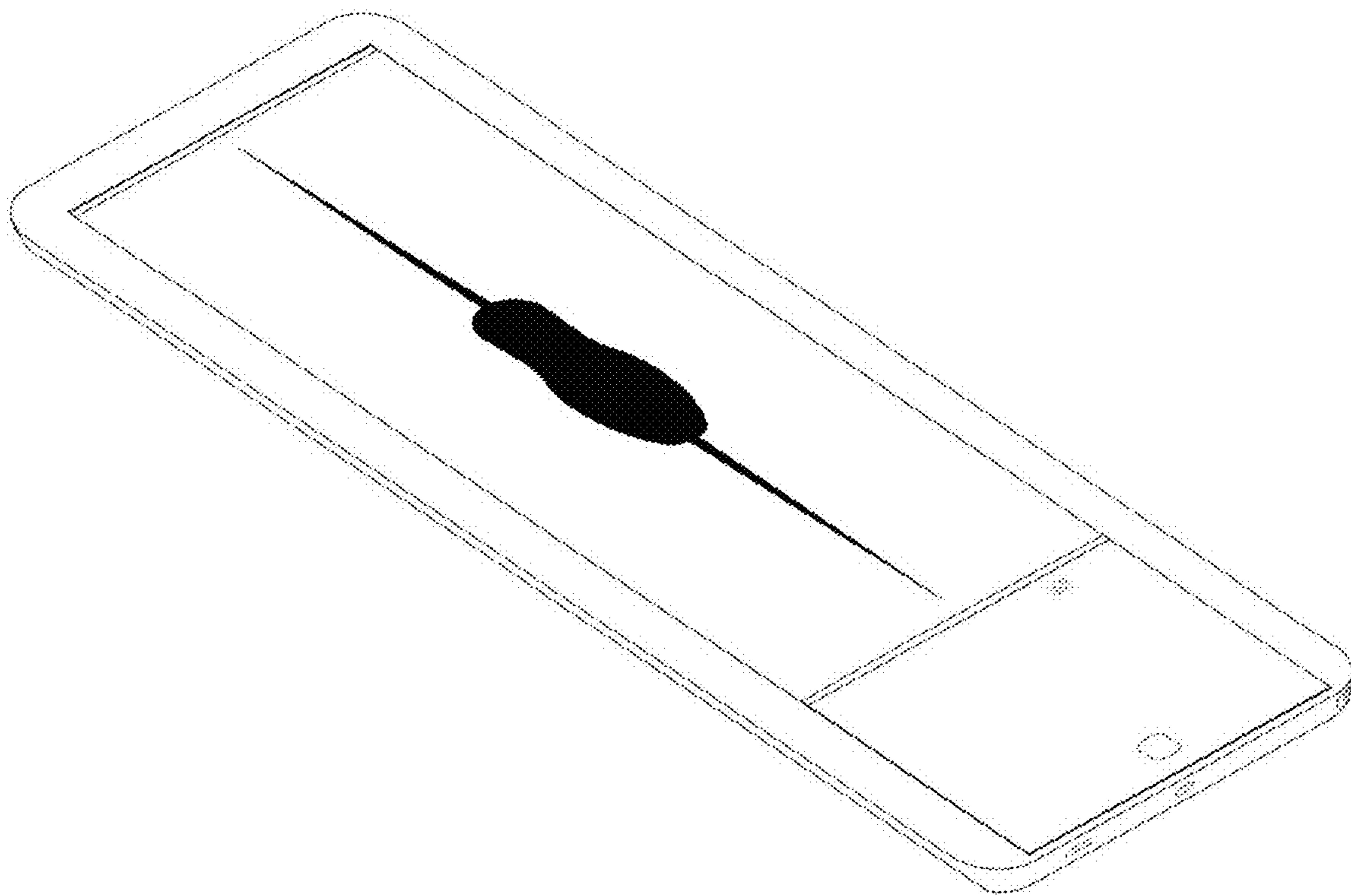
2.4



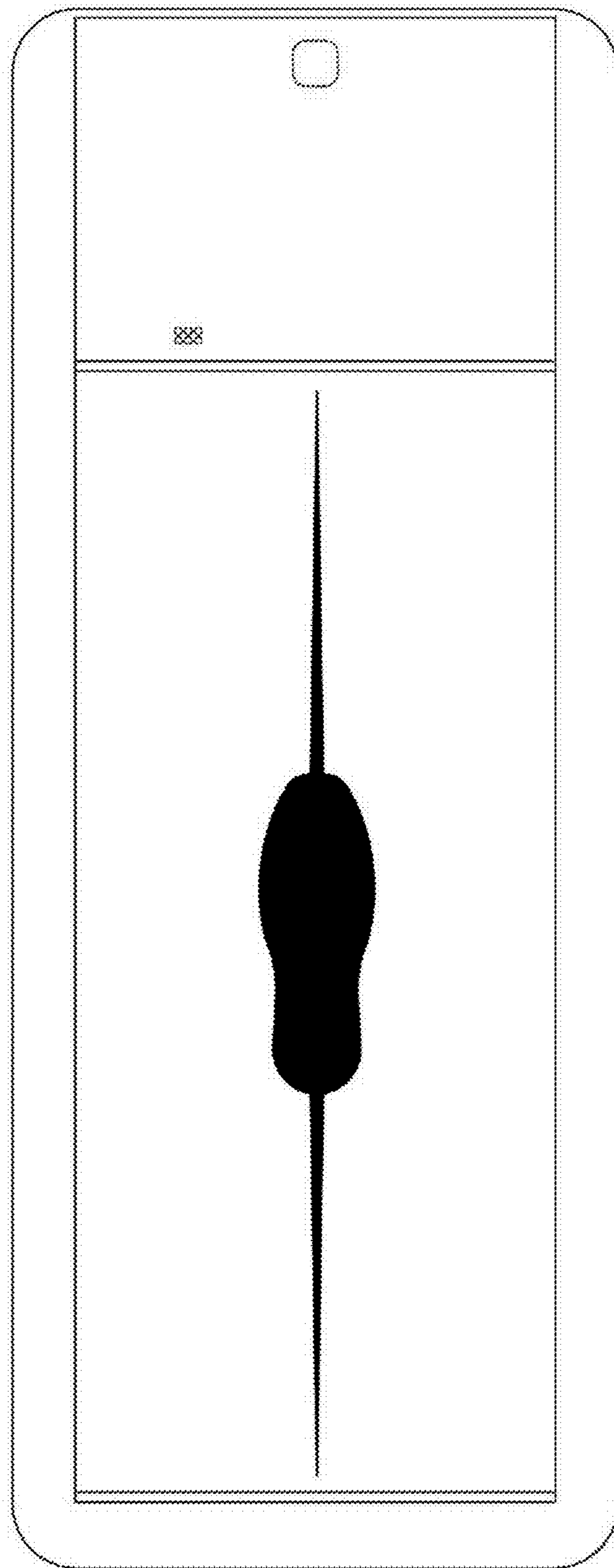
2.5



3.1



3.2



3.3



3.4



3.5

