

US00D804335S

(12) **United States Design Patent** (10) **Patent No.:** **US D804,335 S**
Bihan et al. (45) **Date of Patent:** **** Dec. 5, 2017**

(54) **ACTIVITY TRACKER BAND**

(71) Applicants: **Anhui Huami Information Technology Co., Ltd.**, Hefei, Anhui (CN); **Huami Inc.**, Mountain View, CA (US)

(72) Inventors: **Ines Le Bihan**, Mountain View, CA (US); **Pengtao Yu**, Mountain View, CA (US); **Paul Kwok**, Mountain View, CA (US); **Lian Zhang**, Anhui (CN); **Xiaoyan Sun**, Anhui (CN)

(73) Assignees: **Anhui Huami Information Technology Co., Ltd.**, Hefei, Anhui (CN); **Huami Inc.**, Mountain View, CA (US)

(**) Term: **15 Years**

(21) Appl. No.: **29/572,561**

(22) Filed: **Jul. 28, 2016**

(51) **LOC (10) Cl.** **10-04**

(52) **U.S. Cl.**
USPC **D10/70; D10/38; D10/98; D14/344; D24/186**

(58) **Field of Classification Search**

USPC D10/30–39, 65, 70, 78, 97, 98; D11/3; D14/138, 203.5, 203.6, 341, 344, 347 R; D24/167, 168, 186
CPC A41D 1/02; A44C 5/0015; A44C 5/02; A44C 5/14; A61B 19/44; A61B 2019/446; A63B 71/06; A63B 26/00; A63B 24/0075;

(Continued)

(56) **References Cited**

U.S. PATENT DOCUMENTS

D726,052 S * 4/2015 Henning D10/70
D729,646 S * 5/2015 Phillips D10/103
(Continued)

Primary Examiner — Antoine D Davis

(74) *Attorney, Agent, or Firm* — Young Basile Hanlon & MacFarlane, P.C.

(57) **CLAIM**

The ornamental design for an activity tracker band, as shown and described.

DESCRIPTION

FIG. 1 is a perspective view of the front and left side of the activity tracker band according to an embodiment of the present disclosure.

FIG. 2 is a front view of the activity tracker band of FIG. 1. FIG. 3 is a rear view of the activity tracker band of FIG. 1. FIG. 4 is a right side view of the activity tracker band of FIG. 1.

FIG. 5 is a left side view of the activity tracker band of FIG. 1.

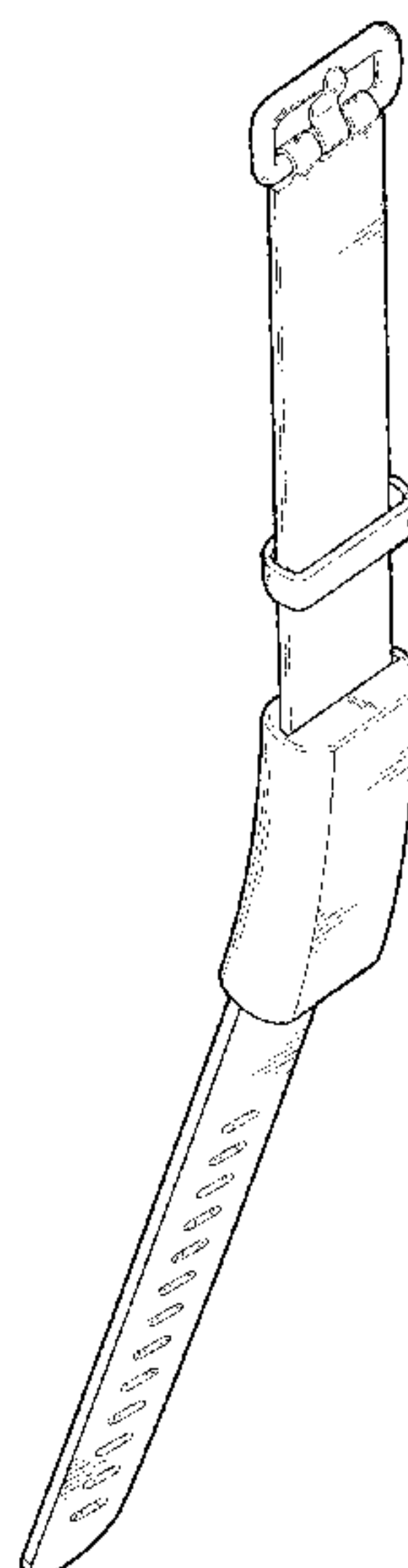
FIG. 6 is a top view of the activity tracker band of FIG. 1; and,

FIG. 7 is a bottom view of the activity tracker band of FIG. 1.

The ornamental design which is claimed is shown in solid lines in the drawings. The broken lines in the drawings form no part of the claimed design.

While the accompanying drawings illustrate one or more exemplary embodiments, it should be understood that according to other exemplary embodiments that should be considered to be within the possession of the inventors of the present application at the time this application is being filed, it is contemplated that any illustrated solid lines (or portions thereof) may be converted to broken lines and that any illustrated broken lines (or portions thereof) may be converted to solid lines so as to claim or disclaim portions, components, or sub-components of the designs shown. It is further contemplated that shading may be added or removed to claim or disclaim the corresponding surfaces.

1 Claim, 3 Drawing Sheets



(58) **Field of Classification Search**

CPC . A63B 2071/0663; G09F 3/005; G06F 1/163;
G06F 3/038; G06F 3/03547; G04G 17/00;
G04G 17/08

See application file for complete search history.

(56) **References Cited**

U.S. PATENT DOCUMENTS

D731,898 S	*	6/2015	Squires	D10/30
D787,960 S	*	5/2017	Park	D10/39

* cited by examiner

FIG. 1

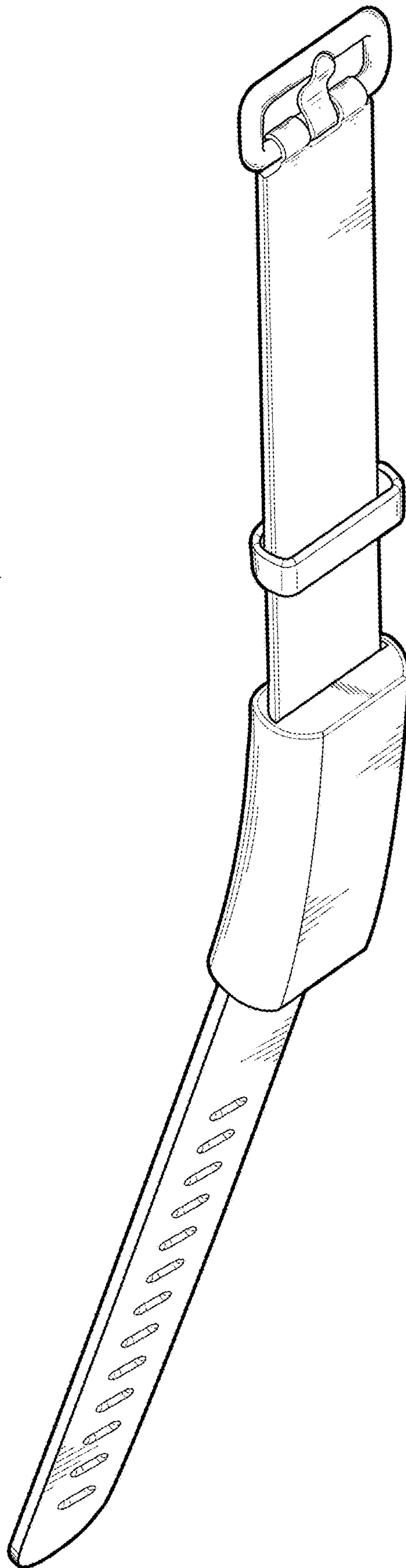


FIG. 2

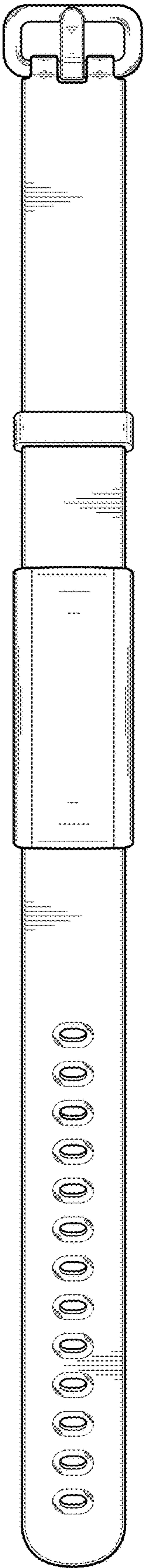
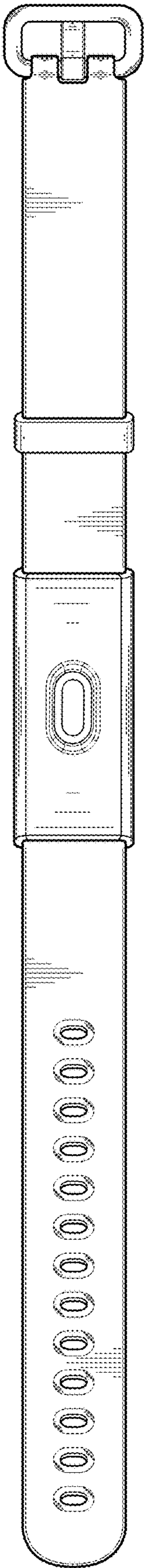


FIG. 3



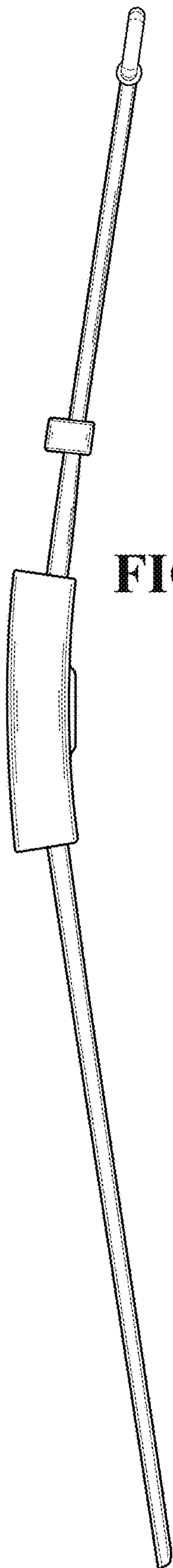


FIG. 4

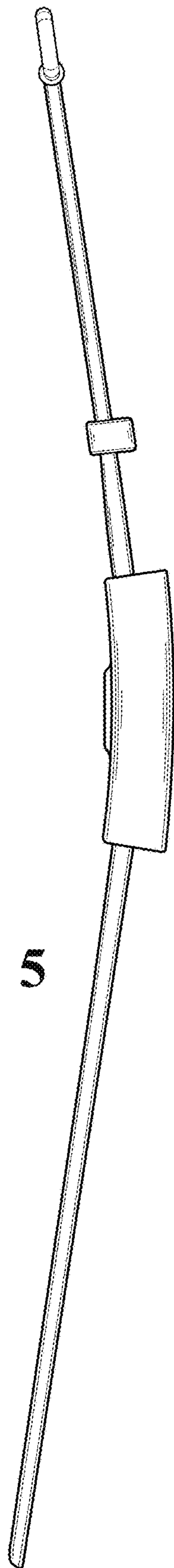


FIG. 5

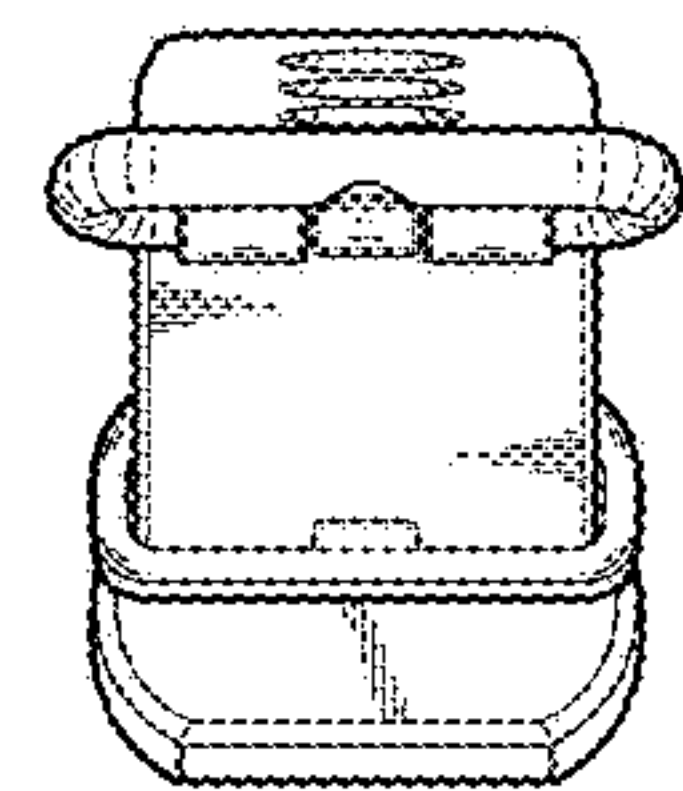


FIG. 6

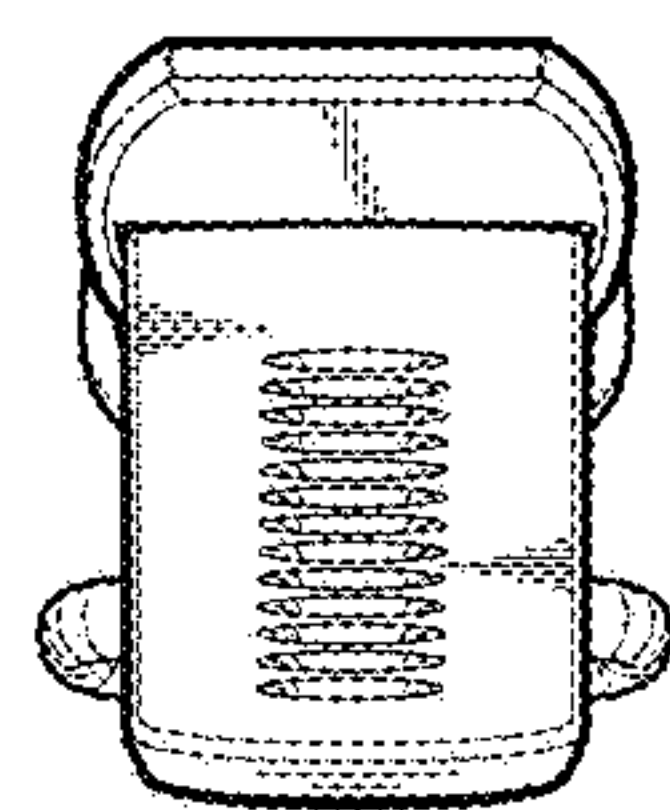


FIG. 7