



US00D804311S

(12) **United States Design Patent**
Ruprecht

(10) **Patent No.:** **US D804,311 S**

(45) **Date of Patent:** **** Dec. 5, 2017**

(54) **BOTTLE BASE**

(71) Applicant: **Rapid Pure, Inc.**, Lakeland, MN (US)

(72) Inventor: **John Ruprecht**, Lakeland, MN (US)

(73) Assignee: **Rapid Pure, Inc.**, Lakeland, MN (US)

(**) Term: **15 Years**

(21) Appl. No.: **29/534,219**

(22) Filed: **Jul. 27, 2015**

(51) **LOC (10) Cl.** **09-01**

(52) **U.S. Cl.**
USPC **D9/516; D9/502**

(58) **Field of Classification Search**
USPC D9/500, 502, 516, 549, 550, 552, 553,
D9/558, 572-574, 715, 719; D7/396.2,
D7/507, 605-612; D3/206
CPC B65D 21/0223; B65D 2543/00092; B65D
1/0215; B65D 25/28; B65D 81/3446
See application file for complete search history.

(56) **References Cited**

U.S. PATENT DOCUMENTS

928,002	A *	7/1909	Paalen	B65D 23/001	215/12.1
3,927,782	A *	12/1975	Edwards	B65D 23/001	206/519
4,326,638	A *	4/1982	Nickel	B65D 23/001	215/12.1
4,419,235	A	12/1983	Sway			
4,529,511	A	7/1985	Breeden et al.			
4,573,604	A *	3/1986	Guim	B65D 23/001	215/376
D283,308	S *	4/1986	Oakley	D9/501	
4,605,499	A	8/1986	Wise			
D307,721	S *	5/1990	Barth	D9/455	
D310,028	S *	8/1990	Brandt	D9/434	
D312,784	S *	12/1990	Cochran	D9/434	

D315,505	S *	3/1991	Cornell	D9/434	
5,219,525	A	6/1993	Harrison			
6,004,460	A	12/1999	Palmer et al.			
D454,498	S *	3/2002	Darr	D9/500	
6,372,270	B1	4/2002	Denny			
D459,658	S *	7/2002	Darr	D9/500	
6,595,380	B2 *	7/2003	Silvers	B65D 1/0276	215/373
D586,186	S *	2/2009	Bhavnani	D7/605	
D595,581	S *	7/2009	Brunson	D9/516	
D599,208	S *	9/2009	Kissinger	D9/516	
D606,410	S *	12/2009	Kissinger	D9/516	
D633,803	S *	3/2011	Murphy	D9/516	
7,914,165	B2	3/2011	Bertken			
8,011,166	B2 *	9/2011	Sheets	B65D 1/0261	198/803.8
D647,210	S *	10/2011	Wilkinson	D24/224	
D650,677	S *	12/2011	Wurster	D9/516	

(Continued)

Primary Examiner — Ian Simmons
Assistant Examiner — Keith Frank
(74) *Attorney, Agent, or Firm* — James L. Young;
Westman, Champlin & Koehler, P.A.

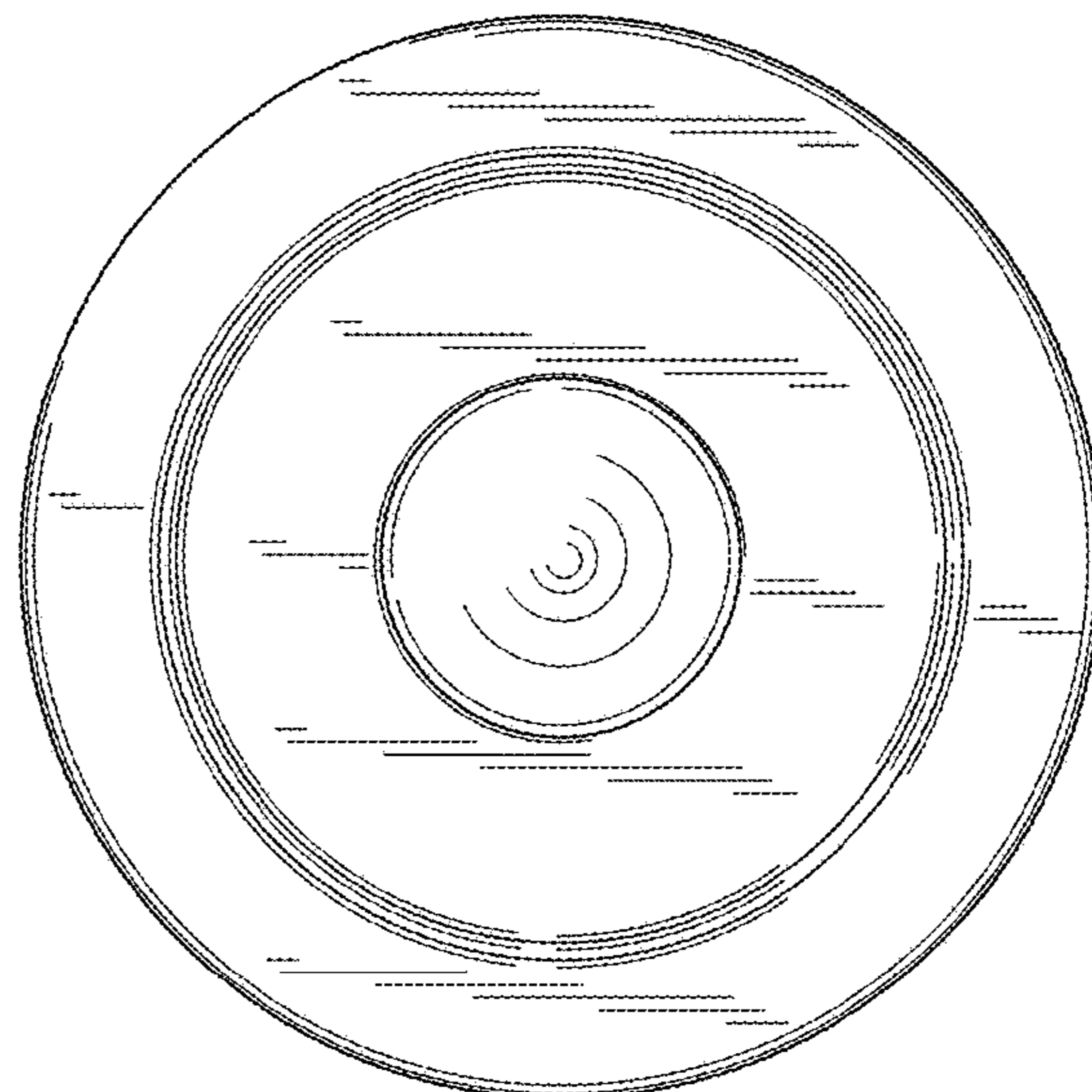
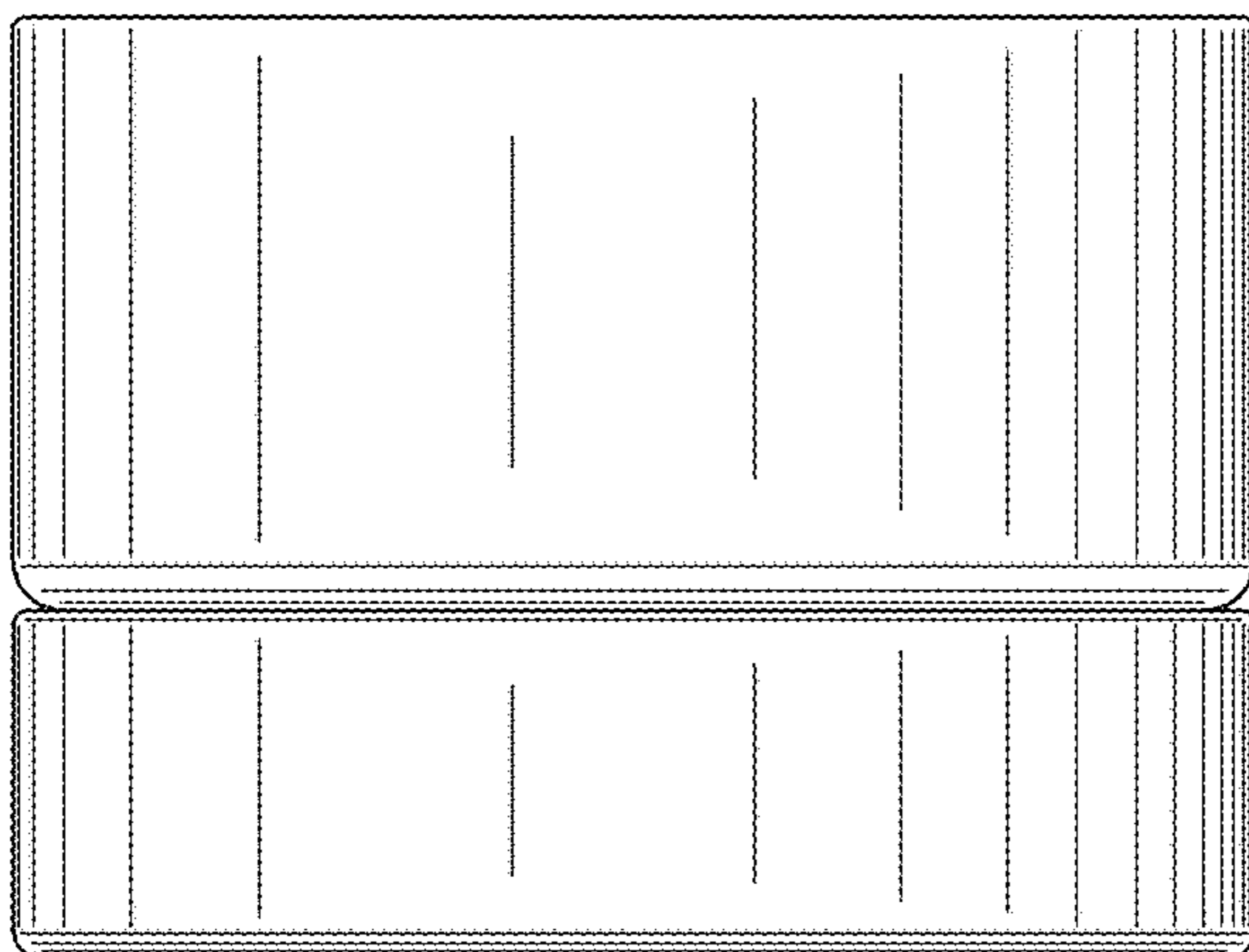
(57) **CLAIM**

The ornamental design for a bottle base, as shown and described.

DESCRIPTION

FIG. 1 is a perspective view of a bottle base showing my new design assembly;
FIG. 2 is a side elevation view thereof, the opposing side, rear and front elevation views being identical;
FIG. 3 is a top plan view thereof;
FIG. 4 is a bottom plan view thereof; and,
FIG. 5 is a cross sectional view, taken along lines 5-5 of FIG. 3.
The broken lines in the drawings showing the bottle base illustrate the portions of the bottle base that form no part of the claimed design.

1 Claim, 5 Drawing Sheets



(56)

References Cited

U.S. PATENT DOCUMENTS

8,142,654	B2	3/2012	Kohl	
9,045,353	B2	6/2015	Parekh et al.	
9,420,907	B2	8/2016	Ni	
D772,713	S *	11/2016	Chapman	D9/434
2008/0025018	A1	1/2008	Sandy	
2013/0020334	A1 *	1/2013	Chiou	B65D 25/24 220/636
2013/0153530	A1 *	6/2013	Boukobaz	B65D 23/001 215/376
2014/0204565	A1	7/2014	Zwierstra	
2017/0073110	A1 *	3/2017	Campbell	B65D 23/0885

* cited by examiner

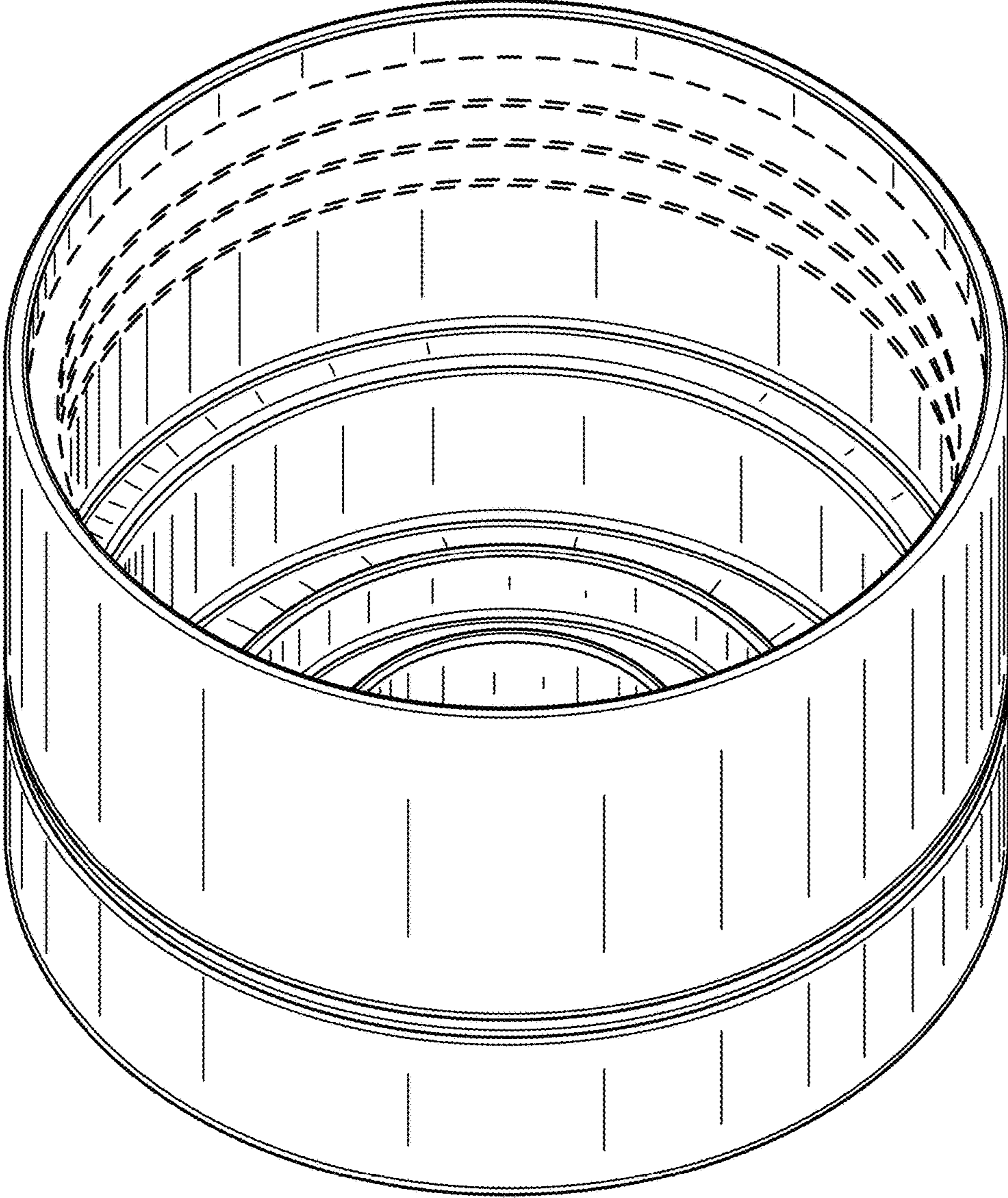


Fig. 1

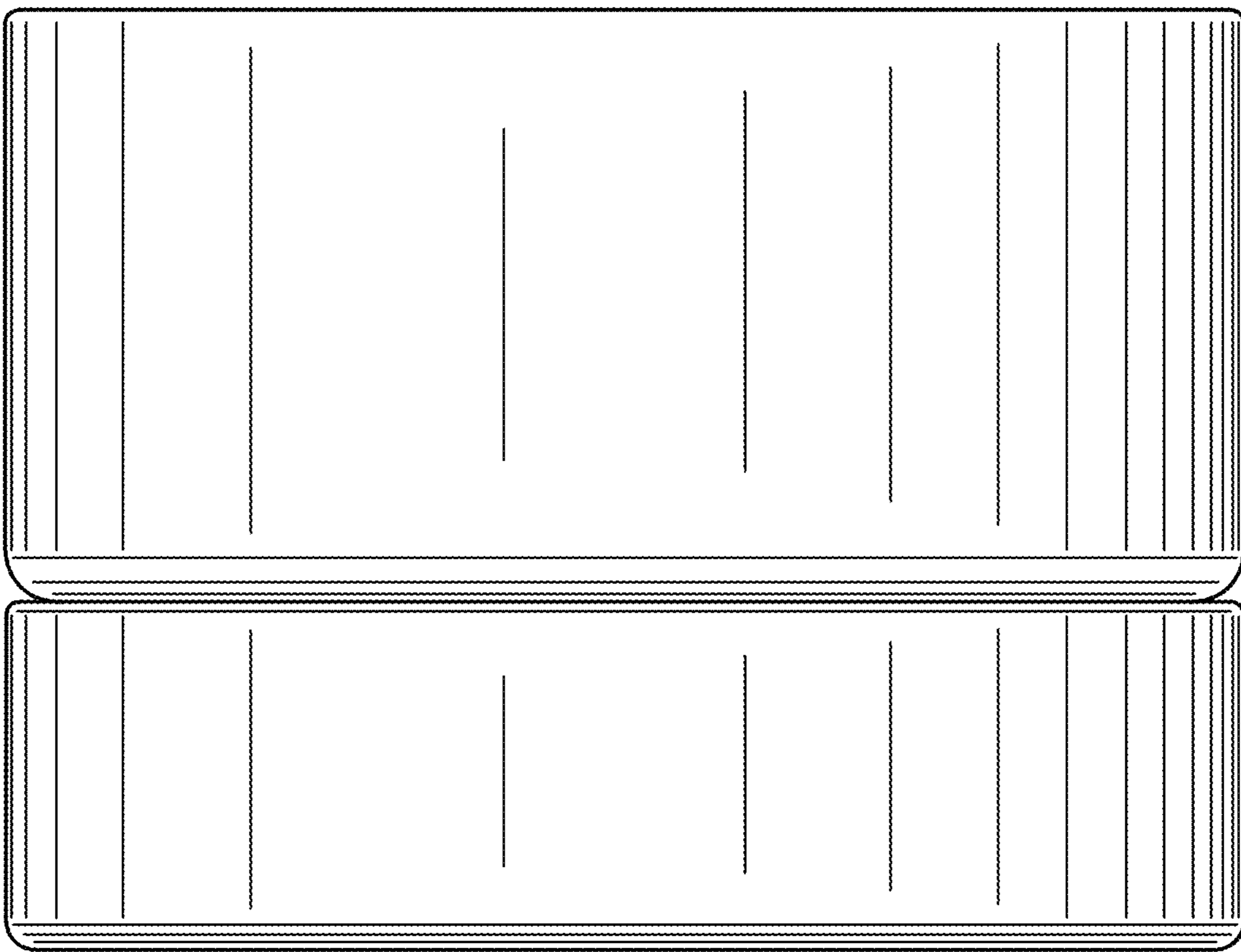


Fig. 2

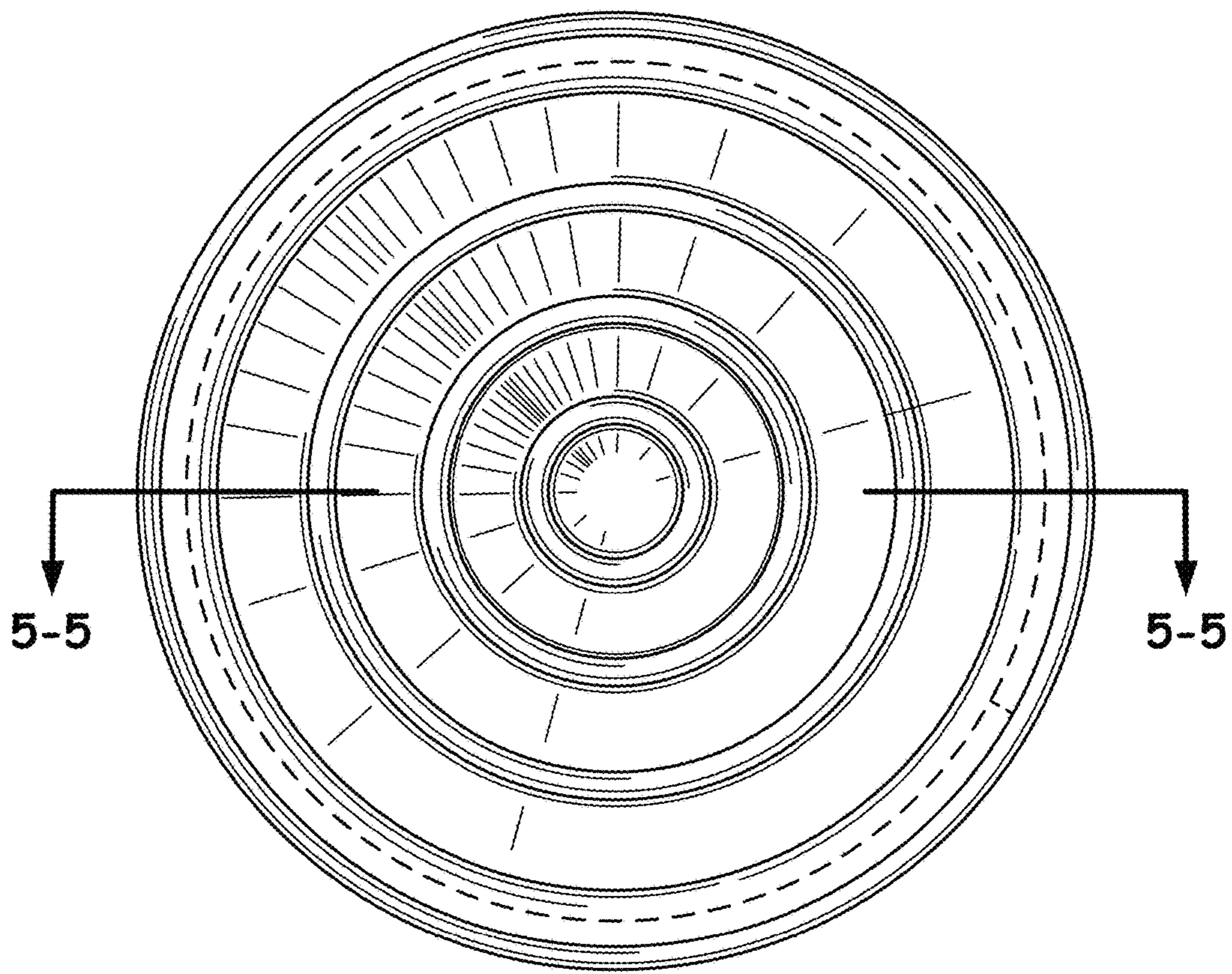


Fig. 3

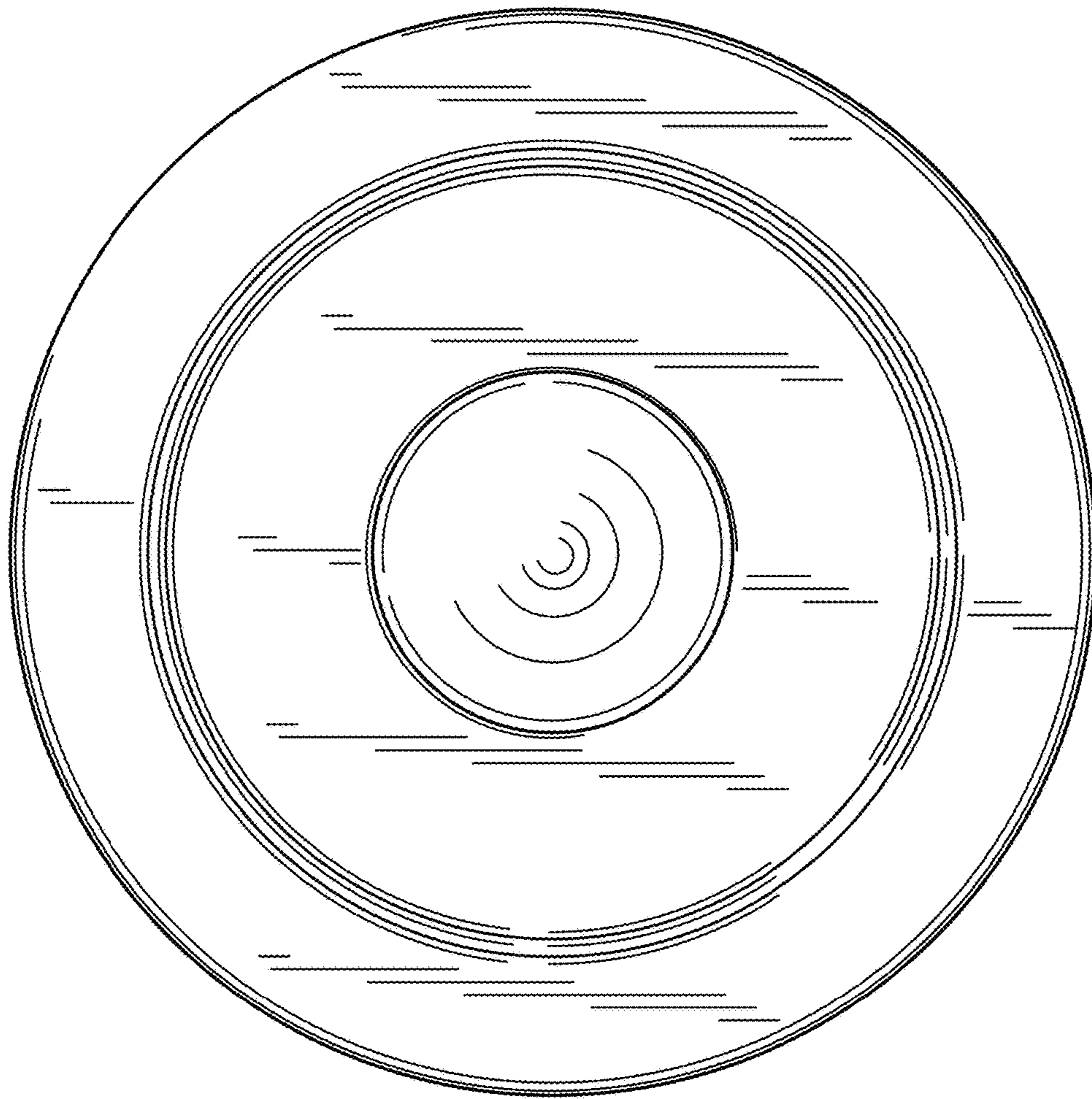


Fig. 4

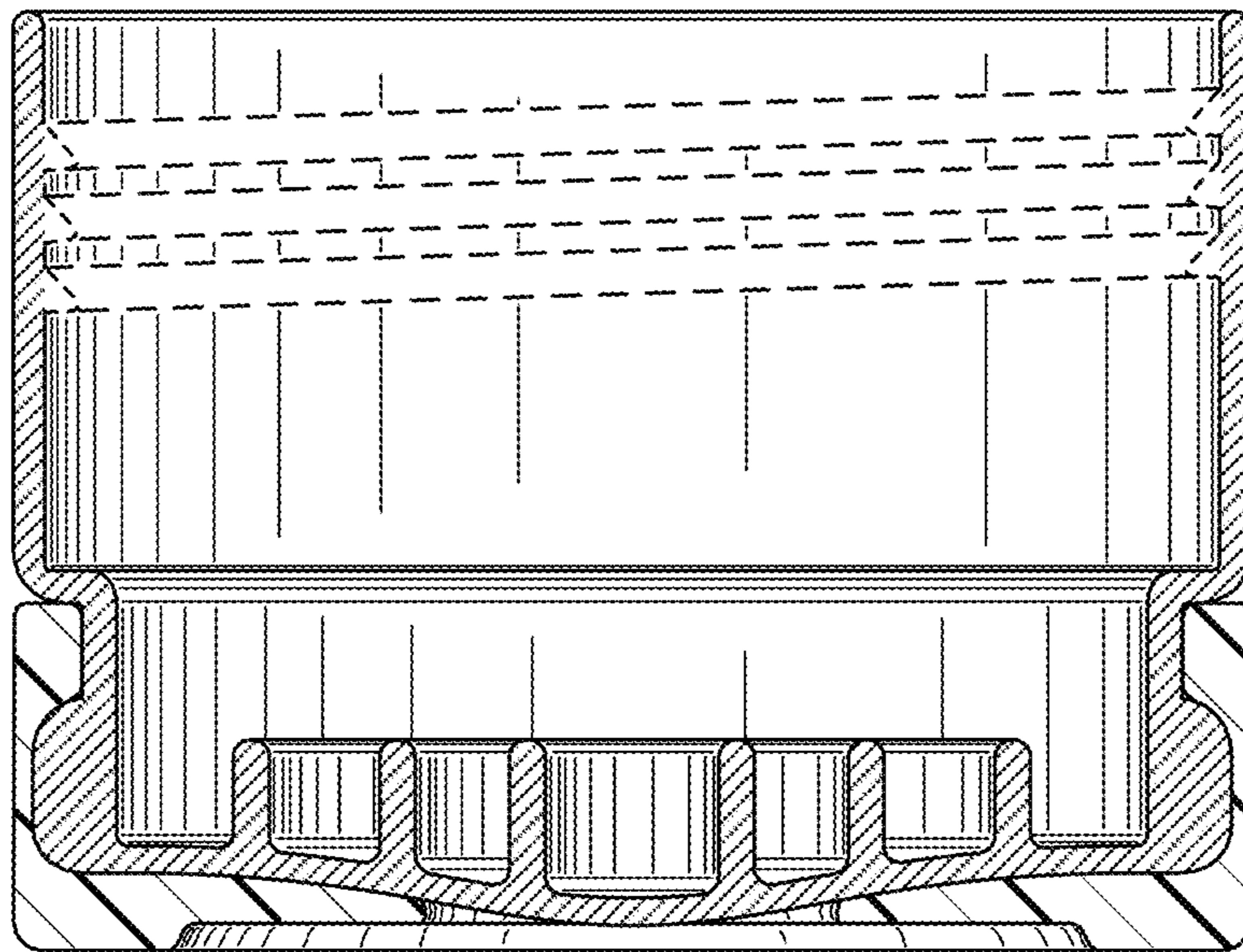


Fig. 5