



US00D804307S

(12) **United States Design Patent**
Matthews et al.

(10) **Patent No.:** **US D804,307 S**

(45) **Date of Patent:** **** Dec. 5, 2017**

(54) **TRAY FOR A PACKAGING CONTAINER**

(71) Applicant: **Who-Rae Australia, LLC**, Compton, CA (US)

(72) Inventors: **Giles Frederick Matthews**, Hawthorn (AU); **Elizabeth Helen Christmas**, Pascoe Vale (AU); **Lorin Megan Windahl**, Spotswood (AU)

(73) Assignee: **Who-Rae Australia, LLC**, Compton, CA (US)

(**) Term: **14 Years**

(21) Appl. No.: **29/504,832**

(22) Filed: **Oct. 9, 2014**

(30) **Foreign Application Priority Data**

Jul. 22, 2014 (AU) 201413581
Jul. 22, 2014 (AU) 201413582
Jul. 22, 2014 (AU) 201413583
Jul. 22, 2014 (AU) 201413584

(51) **LOC (10) Cl.** **09-03**

(52) **U.S. Cl.**
USPC **D9/456**

(58) **Field of Classification Search**
USPC D3/272, 273, 302, 310, 313, 315, 319, D3/901; D6/512, 515-525; D7/552.1, D7/553.1, 553.2, 602, 614, 701, 704; D9/414, 418, 420-424, 427, 430-435, D9/455, 456, 517, 737, 738, 739, 740, D9/741, 744, 745; D14/248, 251, 253; D19/1, 27; D24/227-229.232; D34/1, 7, D34/10, 11; D32/55, 58; 220/23.83, 220/353, 908, 909, 910; 229/100, 101, 229/101.3, 106, 108-112; 232/43.2; 294/87.2, 87.28, 159; 206/145, 151, 159, 206/160, 161, 164, 199, 200, 206, 216, 206/267, 269, 270, 273, 299, 427, 430, 206/503, 509, 737, 740, 821, 822

CPC B65D 1/243; B65D 2501/24019; B65D 2501/24165; B65D 2501/24152; B65D 11/18; B65D 85/30; B65D 85/32; B65B 1/04

See application file for complete search history.

(56) **References Cited**

U.S. PATENT DOCUMENTS

D230,657 S * 3/1974 Begun D28/76
D283,104 S * 3/1986 Bigando D6/634
D326,777 S * 6/1992 Newby, Sr. D3/319
D328,102 S * 7/1992 Buzak D19/78

(Continued)

Primary Examiner — Thomas Johannes

Assistant Examiner — Catherine Posthauer

(74) *Attorney, Agent, or Firm* — Wood Herron & Evans LLP

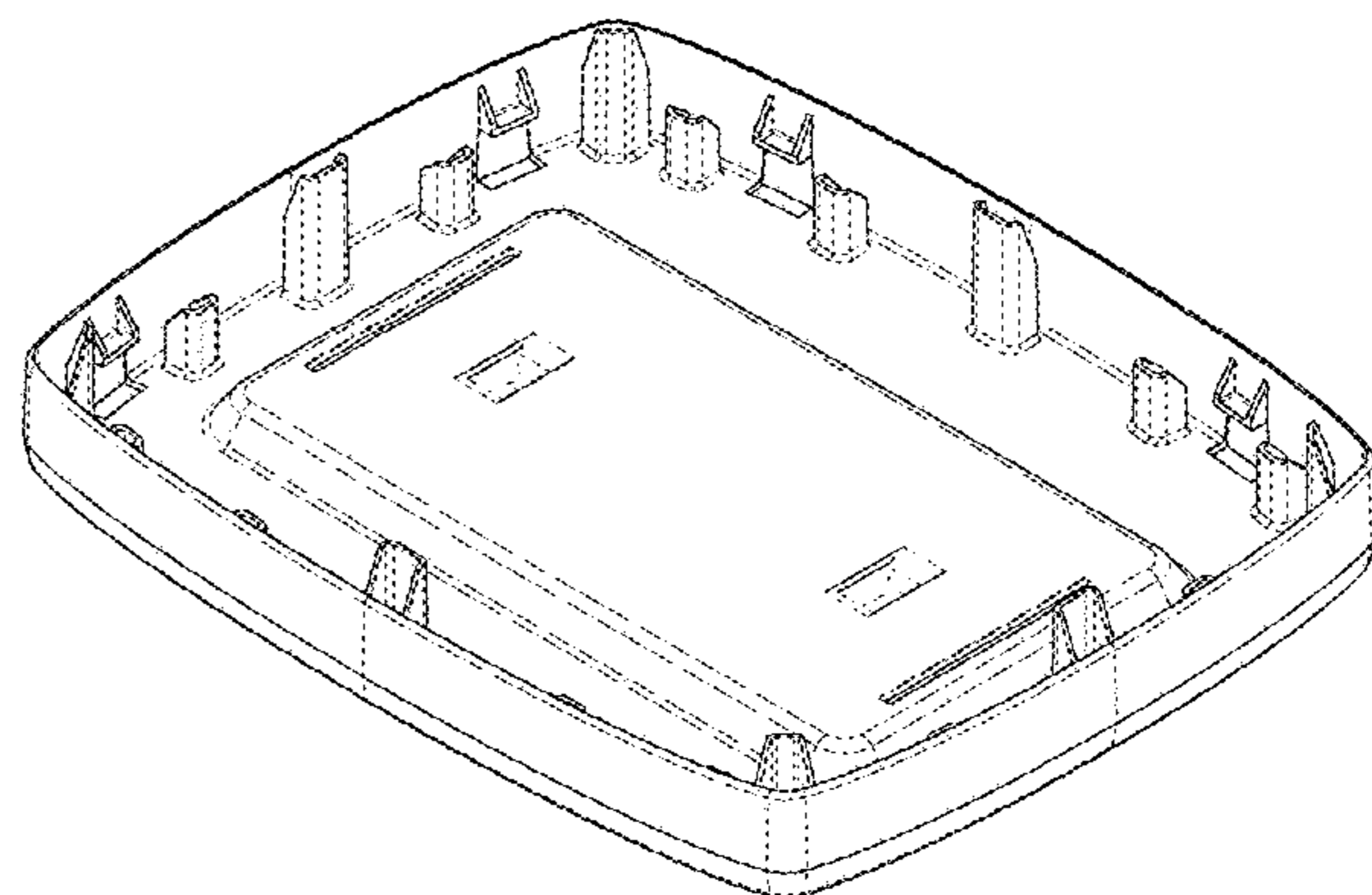
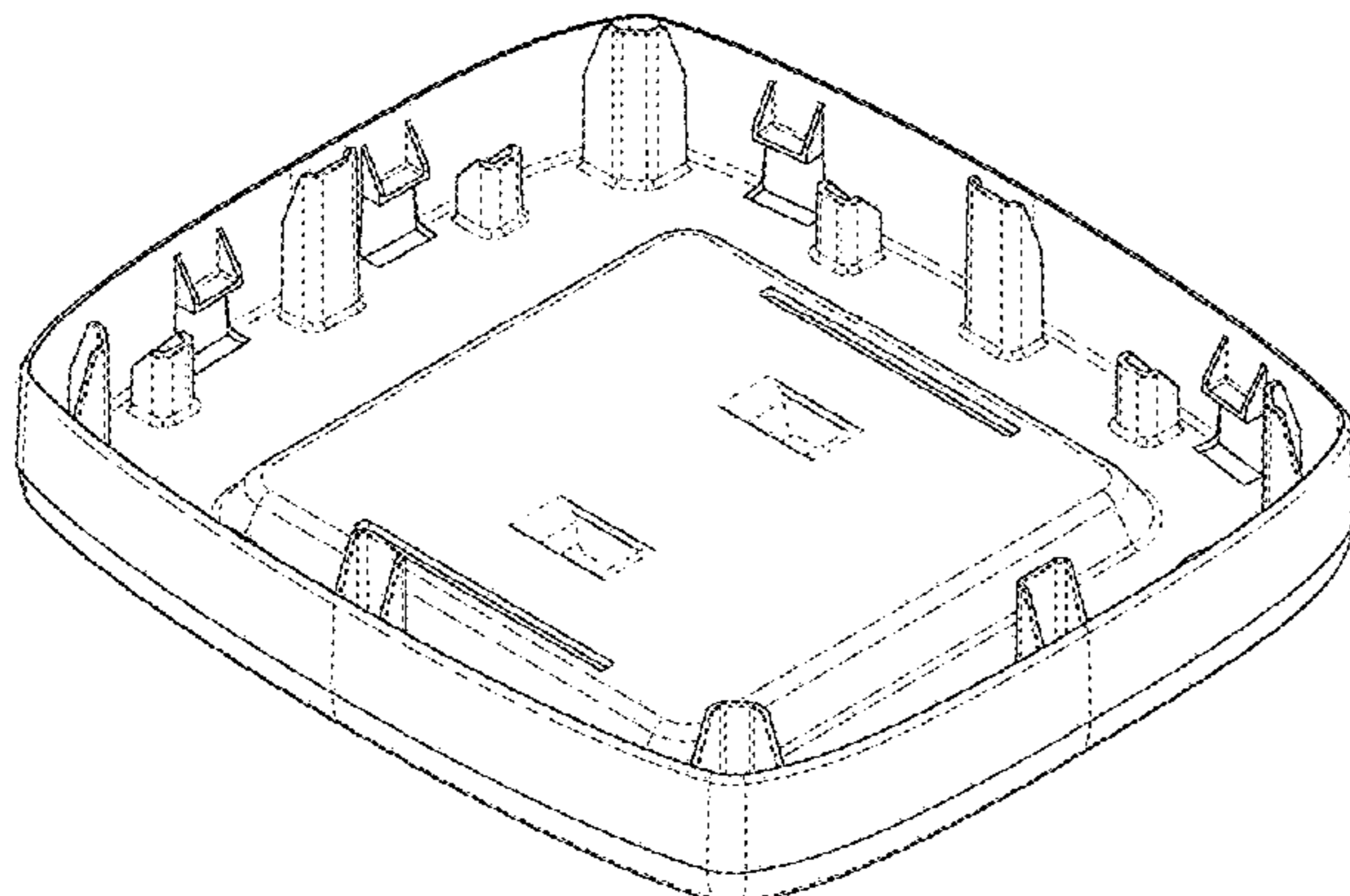
(57) **CLAIM**

We claim the ornamental design for a tray for a packaging container, as shown and described.

DESCRIPTION

FIG. 1 is a front view of our new design for a tray for a packaging container;
FIG. 2 is a bottom view thereof;
FIG. 3 is a side view thereof;
FIG. 4 is a perspective view thereof;
FIG. 5 is a top view thereof;
FIG. 6 is a front view of another embodiment of our new design for a tray for a packaging container;
FIG. 7 is a bottom view thereof;
FIG. 8 is a side view thereof;
FIG. 9 is a perspective view thereof; and,
FIG. 10 is a top view thereof.
The broken lines are shown for the purpose of illustrating parts of the tray for a packaging container that form no part of the claim.

1 Claim, 10 Drawing Sheets



(56)

References Cited

U.S. PATENT DOCUMENTS

D333,028 S * 2/1993 Lux, Jr. D3/314
5,651,461 A * 7/1997 Apps B65D 21/04
206/503
D440,118 S * 4/2001 Claffy D7/553.1
D453,871 S * 2/2002 Perry D34/38
D465,417 S * 11/2002 Apps D9/456
D479,414 S * 9/2003 Sparkowski D9/456
D484,697 S * 1/2004 McCoy D3/304
D510,704 S * 10/2005 Koizumi D9/456
D589,798 S * 4/2009 Liipola D9/456
D620,605 S * 7/2010 Reitze D24/227
D634,541 S * 3/2011 Gutierrez D3/313
D645,156 S * 9/2011 Reitze D24/227
D661,188 S * 6/2012 Fahy D9/456
D661,189 S * 6/2012 Fahy D9/456
D674,709 S * 1/2013 Akana D9/432
D676,321 S * 2/2013 Jones D9/456
D708,347 S * 7/2014 Lober D24/227
D723,920 S * 3/2015 Wakeham D9/456
D749,417 S * 2/2016 Bate D9/456
D752,437 S * 3/2016 Heintzelman D24/227
2004/0124112 A1 * 7/2004 Kuhn B65D 85/30
206/521
2014/0166522 A1 * 6/2014 Kuo B65D 85/30
206/454

* cited by examiner

FIG. 1

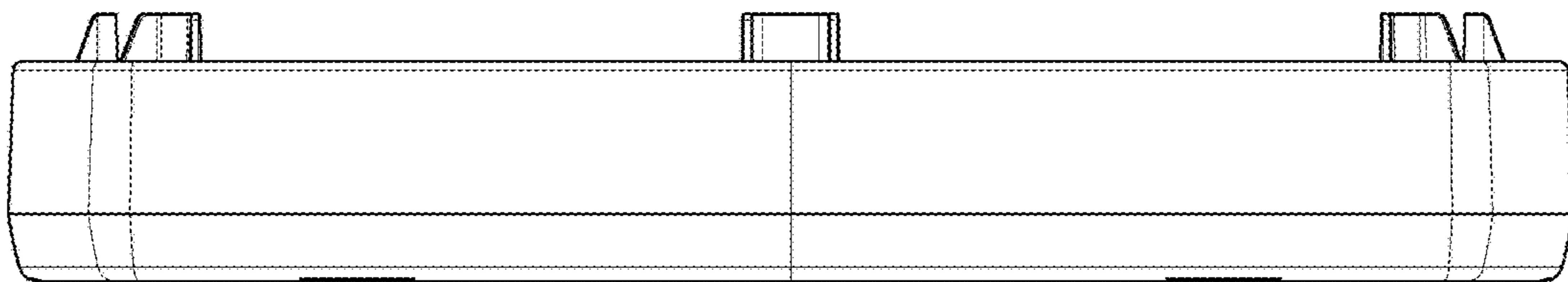


FIG. 2

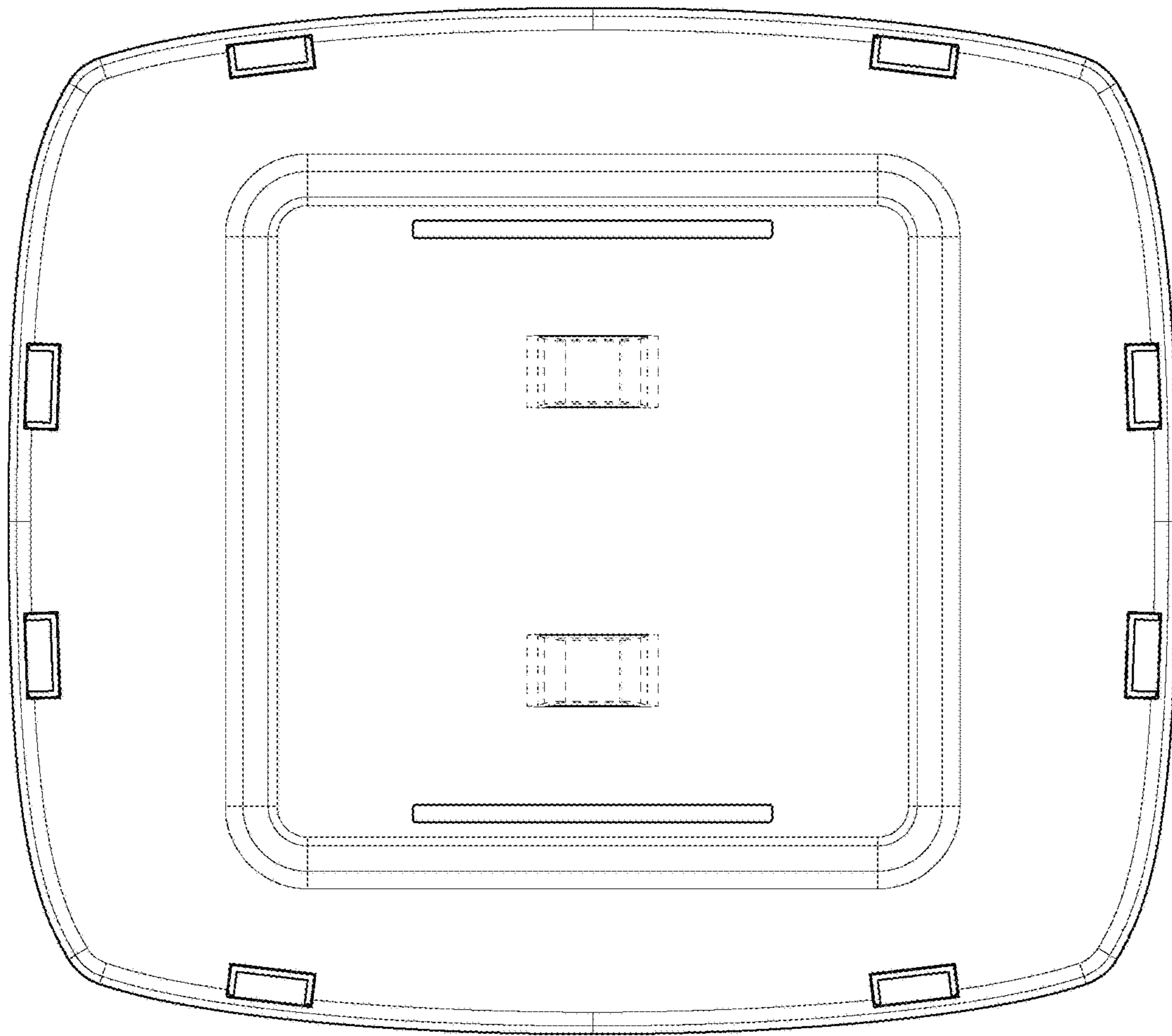


FIG. 3

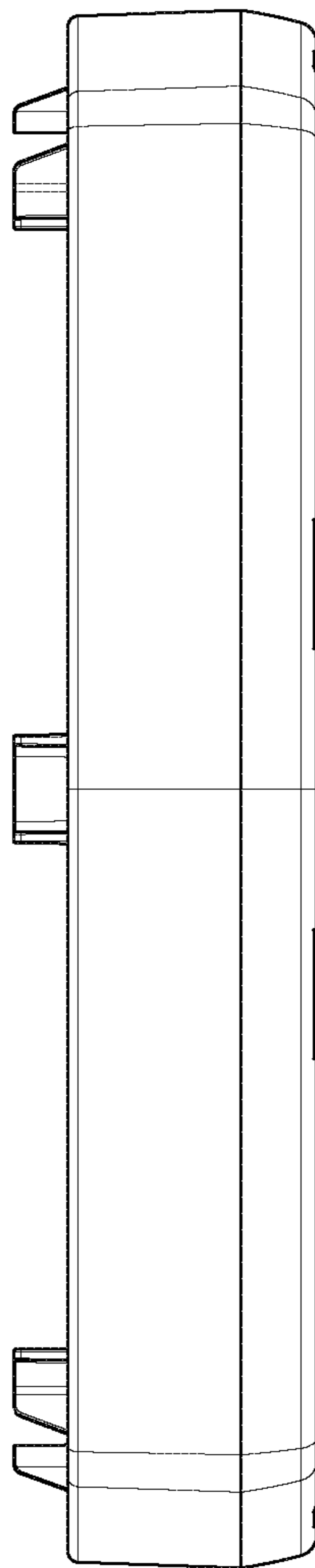


FIG. 4

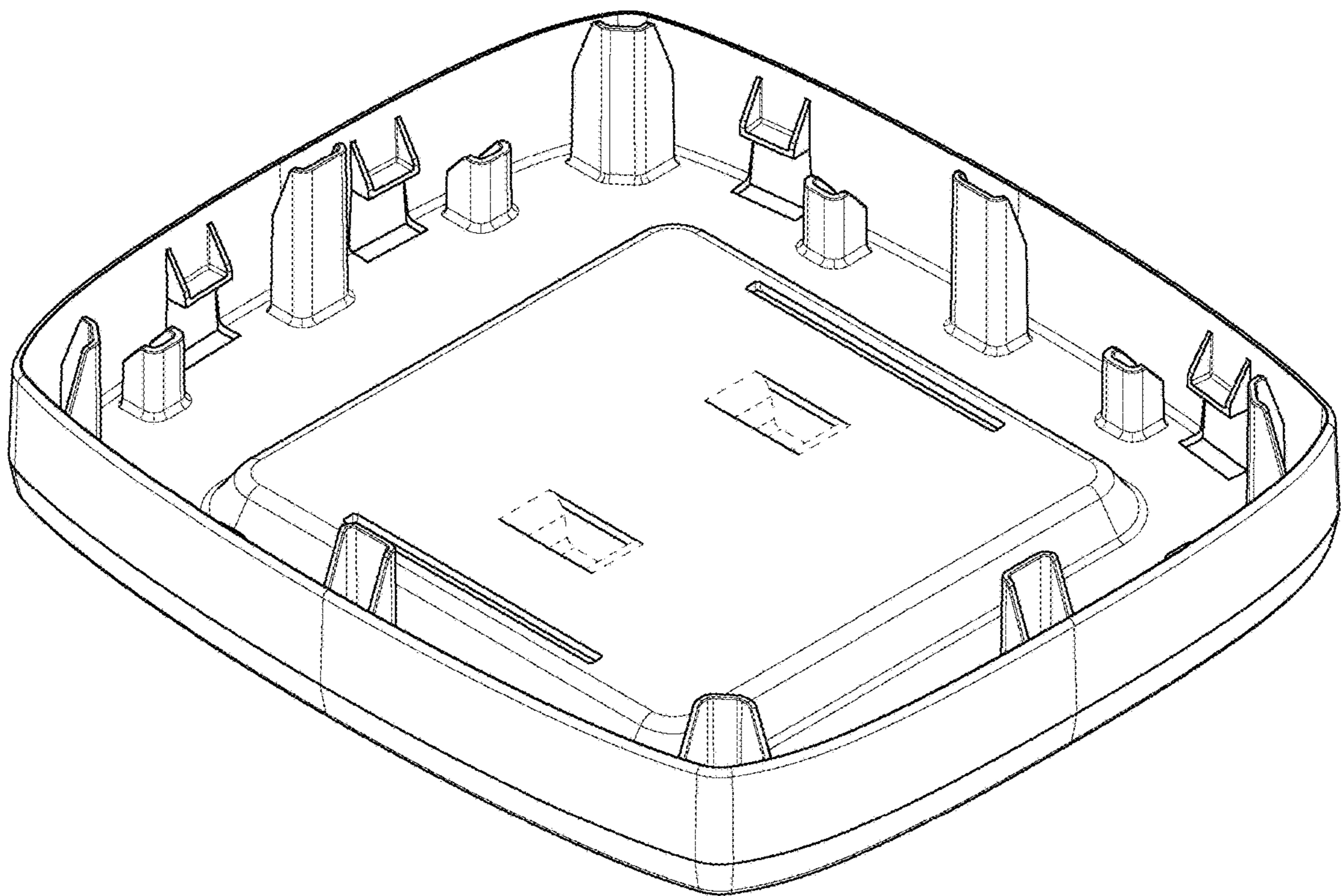


FIG. 5

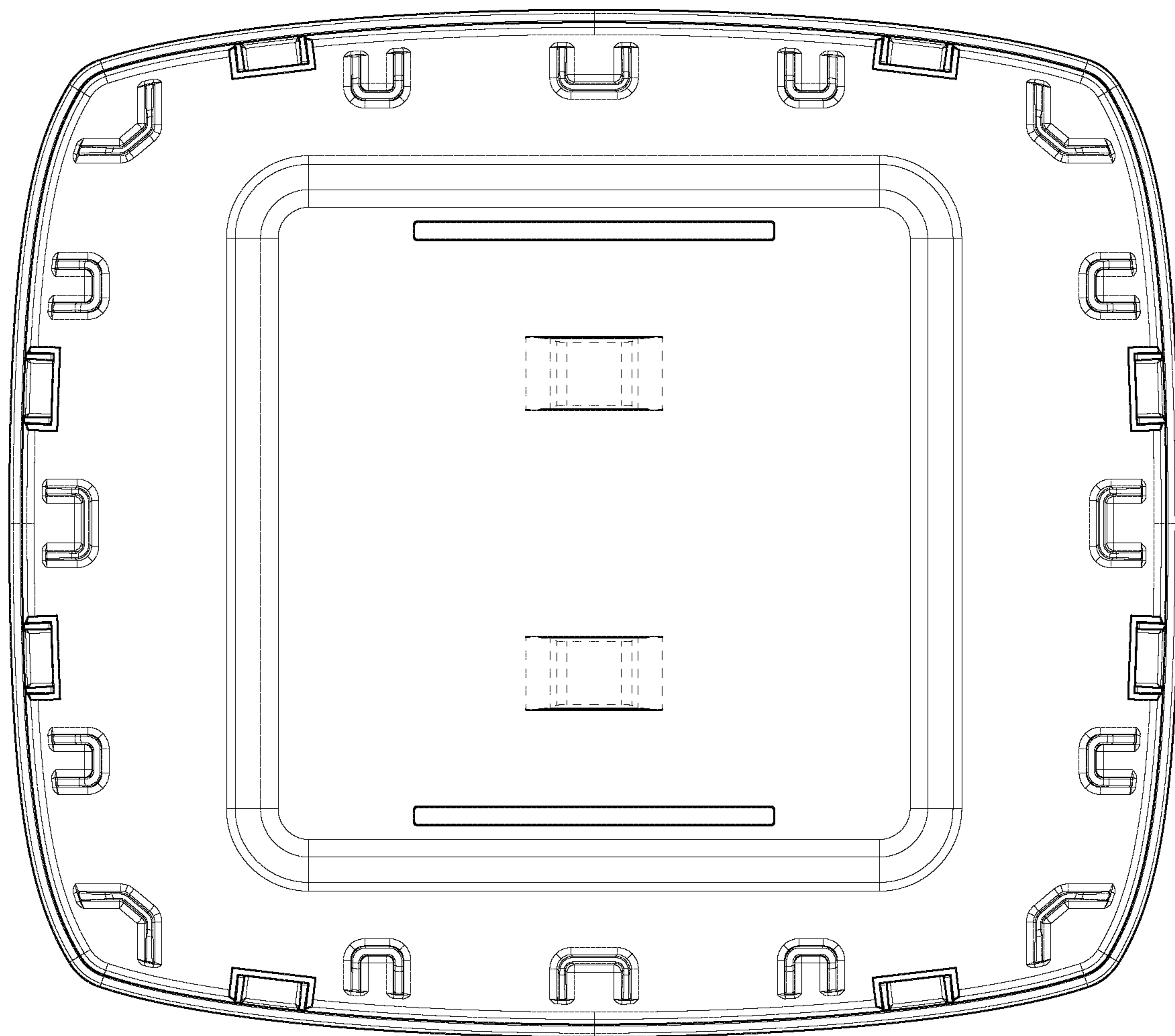


FIG. 6

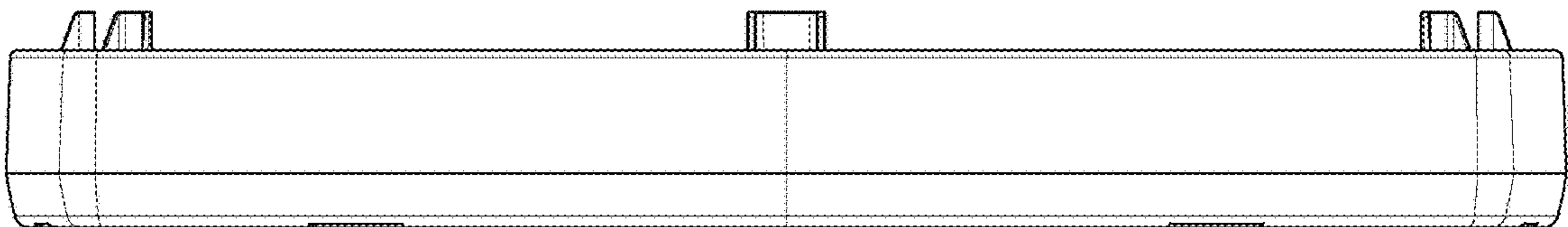


FIG. 7

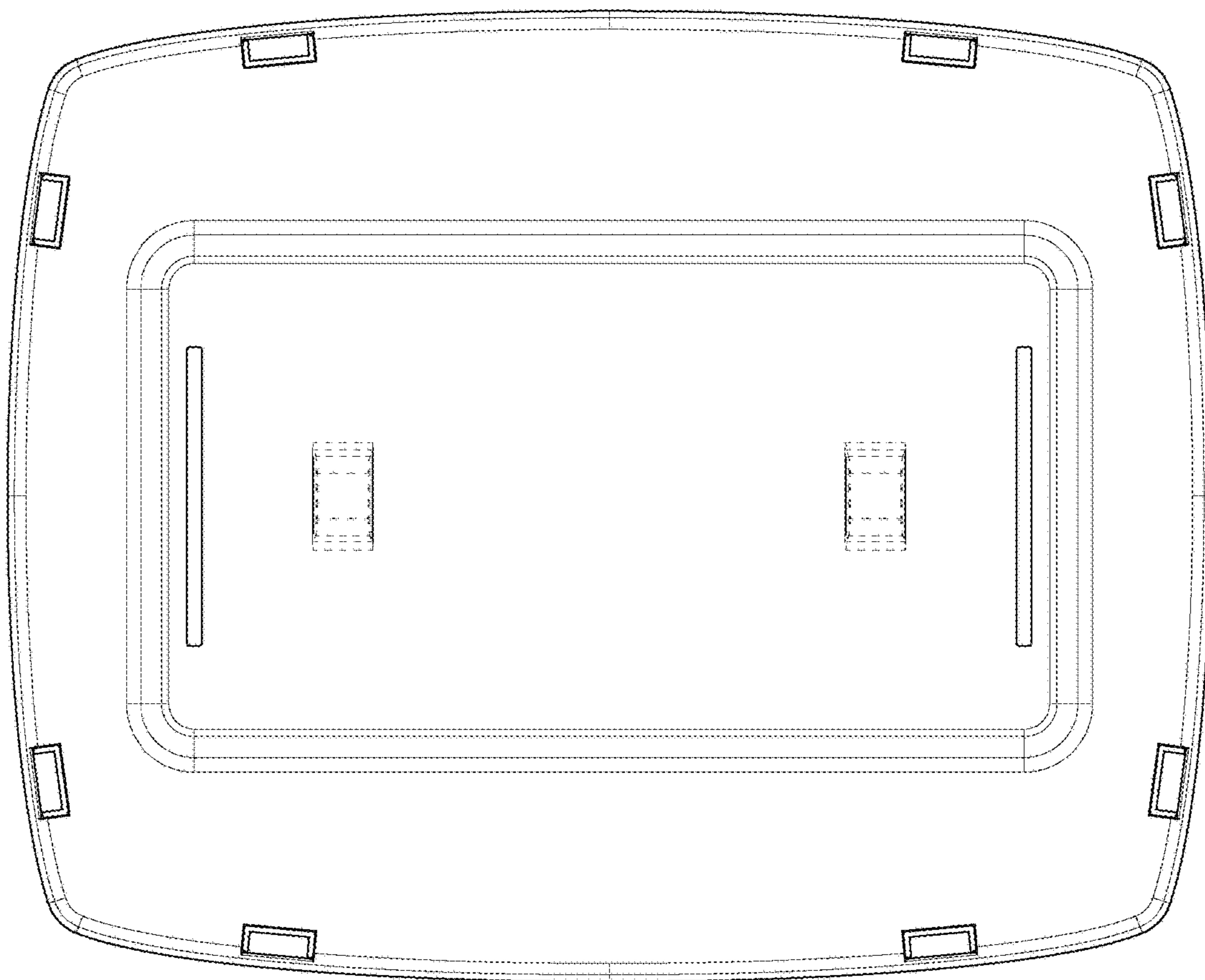


FIG. 8

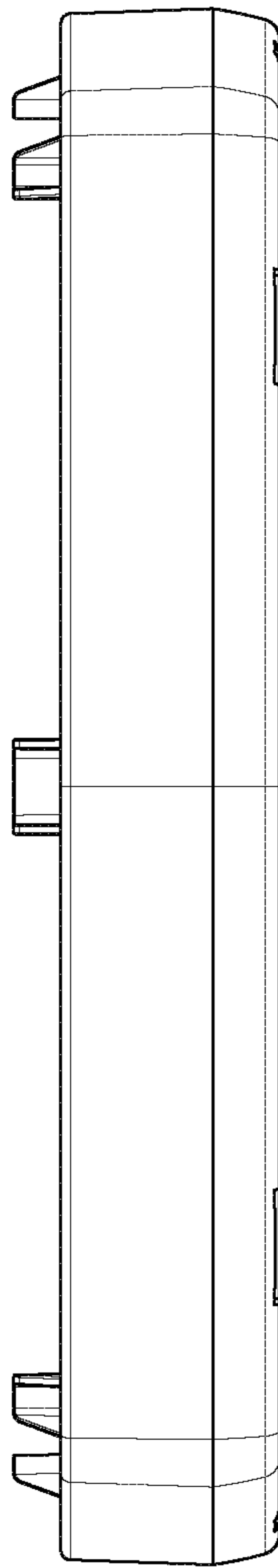


FIG. 9

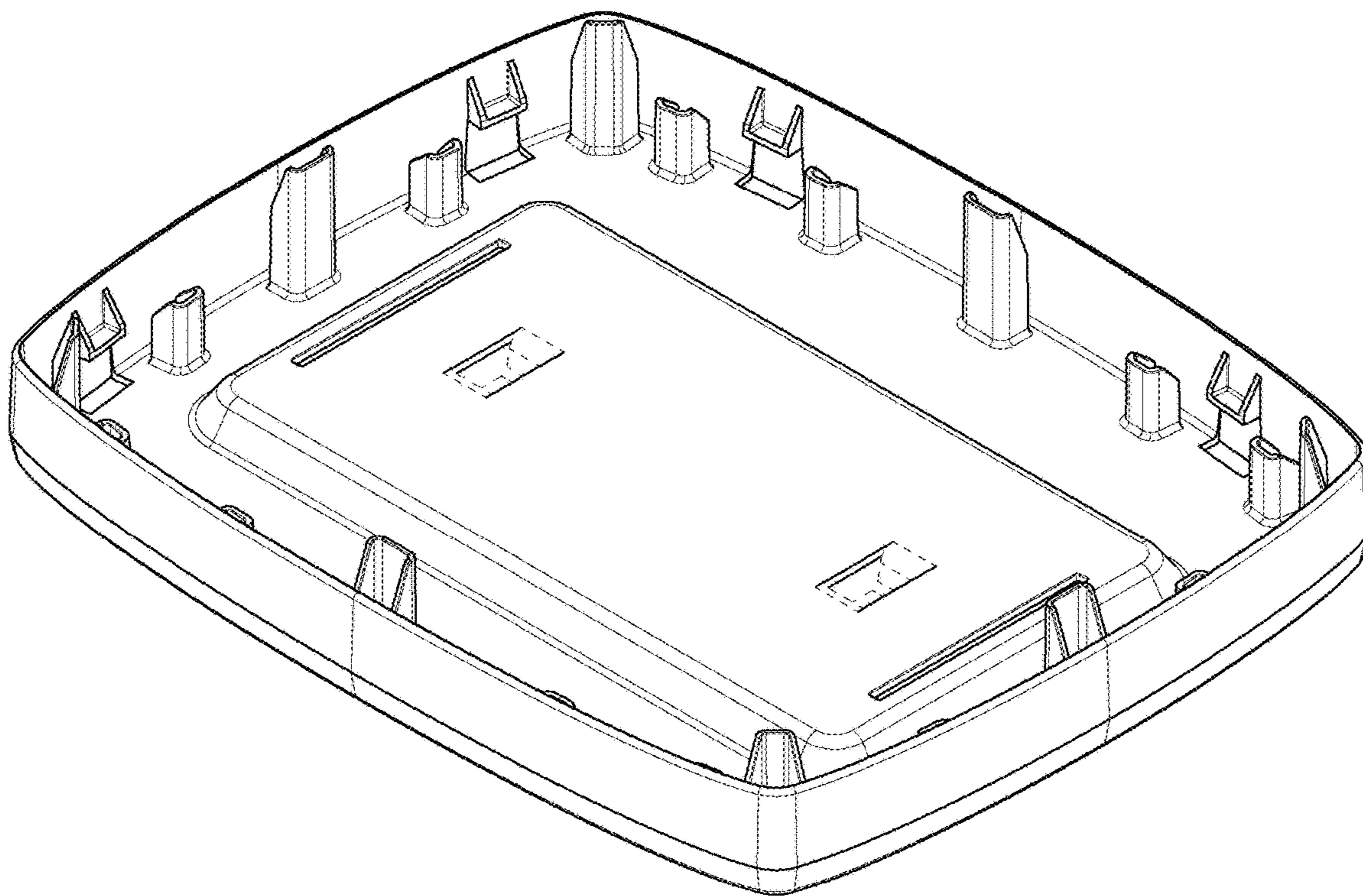


FIG. 10

