



US00D804301S

(12) **United States Design Patent** (10) **Patent No.:** **US D804,301 S**  
**Aono et al.** (45) **Date of Patent:** **\*\* Dec. 5, 2017**

(54) **PACKAGE BOX**  
(71) Applicant: **YAZAKI CORPORATION**, Tokyo (JP)  
(72) Inventors: **Norio Aono**, Tokyo (JP); **Takehiko Hatano**, Makinohara (JP)  
(73) Assignee: **YAZAKI CORPORATION**, Tokyo (JP)

5,402,929 A \* 4/1995 Ritter ..... B65D 5/2033  
229/110  
D432,418 S \* 10/2000 Saulas ..... D9/432  
D573,458 S \* 7/2008 Anderson ..... D9/418  
D574,230 S \* 8/2008 Bowman ..... D9/418  
D586,221 S \* 2/2009 Shaikh ..... D9/523  
D677,579 S \* 3/2013 Monahan ..... D9/418  
D700,844 S \* 3/2014 Staller ..... D9/433  
D726,532 S \* 4/2015 Lee ..... D9/426  
D732,383 S \* 6/2015 Nash ..... D9/417  
D747,192 S \* 1/2016 Nietert ..... D9/423  
D772,702 S \* 11/2016 Hornung ..... D9/430

(\*\*) Term: **15 Years**

(21) Appl. No.: **29/569,324**

(22) Filed: **Jun. 27, 2016**

(30) **Foreign Application Priority Data**

Dec. 28, 2015 (CN) ..... 2015 30561419

(51) **LOC (10) Cl.** ..... **09-03**

(52) **U.S. Cl.**  
USPC ..... **D9/430; D9/433**

(58) **Field of Classification Search**  
USPC ..... D9/414-434, 442-445, 456, 457, 542,  
D9/563, 600, 614-624, 655, 657, 658,  
D9/661, 685, 696, 697-699, 707, 708,  
D9/711, 754, 759, 772-776; D3/273,  
D3/276, 304, 309-313; D7/601, 602, 709  
CPC ..... B65D 5/00; B65D 5/001; B65D 5/0015;  
B65D 5/0227-5/0254; B65D 5/18; B65D  
5/38; B65D 5/40; B65D 5/2033; B65D  
5/48024; B65D 5/6605; B65D 1/22;  
B65D 1/24; B65D 1/34; B65B 5/06

See application file for complete search history.

(56) **References Cited**

**U.S. PATENT DOCUMENTS**

D304,273 S \* 10/1989 Baus ..... D6/559  
5,326,024 A \* 7/1994 Fogle ..... B65D 5/701  
229/125.42

**OTHER PUBLICATIONS**

Octagonal Package for Automotive Terminal Reel. [online] Published date unknown. Retrieved on Jun. 21, 2017 from <URL: <http://www.jpi.or.jp/saiji/jpc/2016/en128.html>>.\*

*Primary Examiner* — Vy N Koenig  
*Assistant Examiner* — Omeed Agilee  
(74) *Attorney, Agent, or Firm* — Sughrue Mion, PLLC

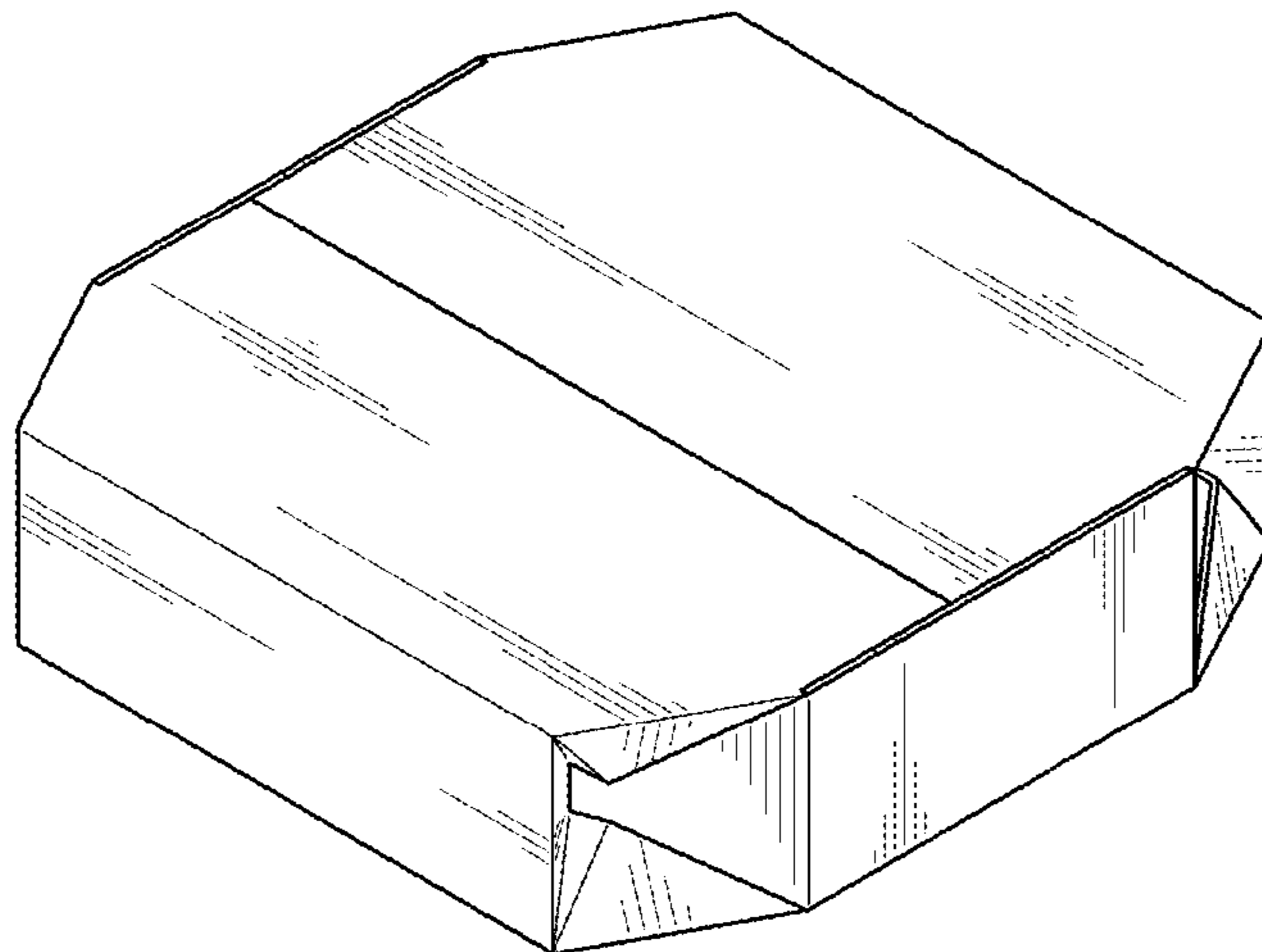
(57) **CLAIM**

The ornamental design for a package box, as shown and described.

**DESCRIPTION**

FIG. 1 is a front, right, top perspective view of a package box showing our new design;  
FIG. 2 is a front elevational view thereof;  
FIG. 3 is a rear elevational view thereof;  
FIG. 4 is a left elevational view thereof;  
FIG. 5 is a right elevational view thereof;  
FIG. 6 is a top plan view thereof;  
FIG. 7 is a bottom plan view thereof; and,  
FIG. 8 is a top plan view of the package box in an unassembled blank configuration.  
The lighter lines in the drawings depict folding lines that form part of the claimed design.

**1 Claim, 5 Drawing Sheets**



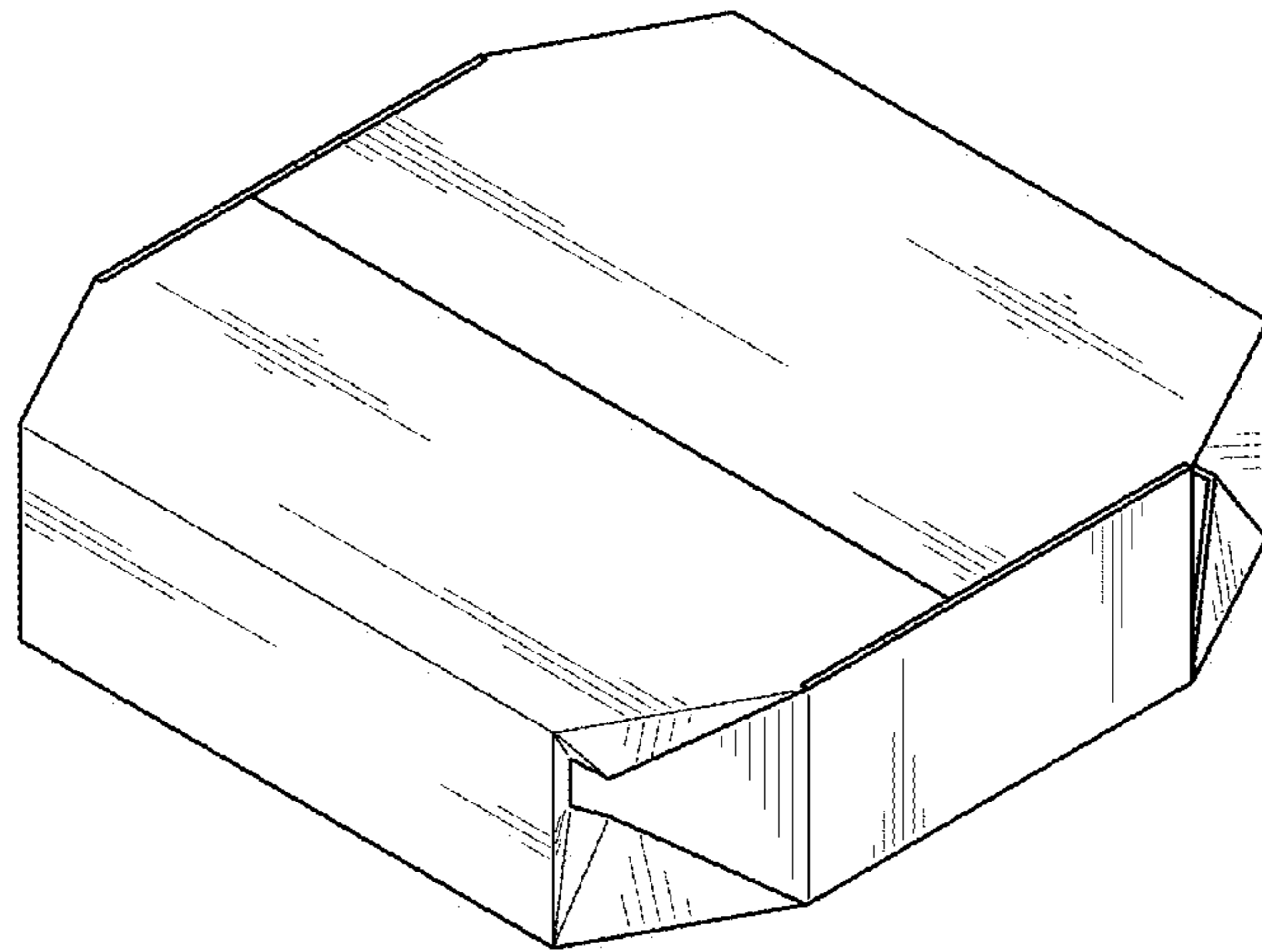
(56)

**References Cited**

U.S. PATENT DOCUMENTS

2004/0222277 A1\* 11/2004 Correll ..... B65D 5/2033  
229/110  
2006/0054675 A1\* 3/2006 Bennett ..... B65D 5/743  
229/215  
2011/0266195 A1\* 11/2011 Ogando ..... B65D 5/4208  
206/750

\* cited by examiner



*FIG. 1*

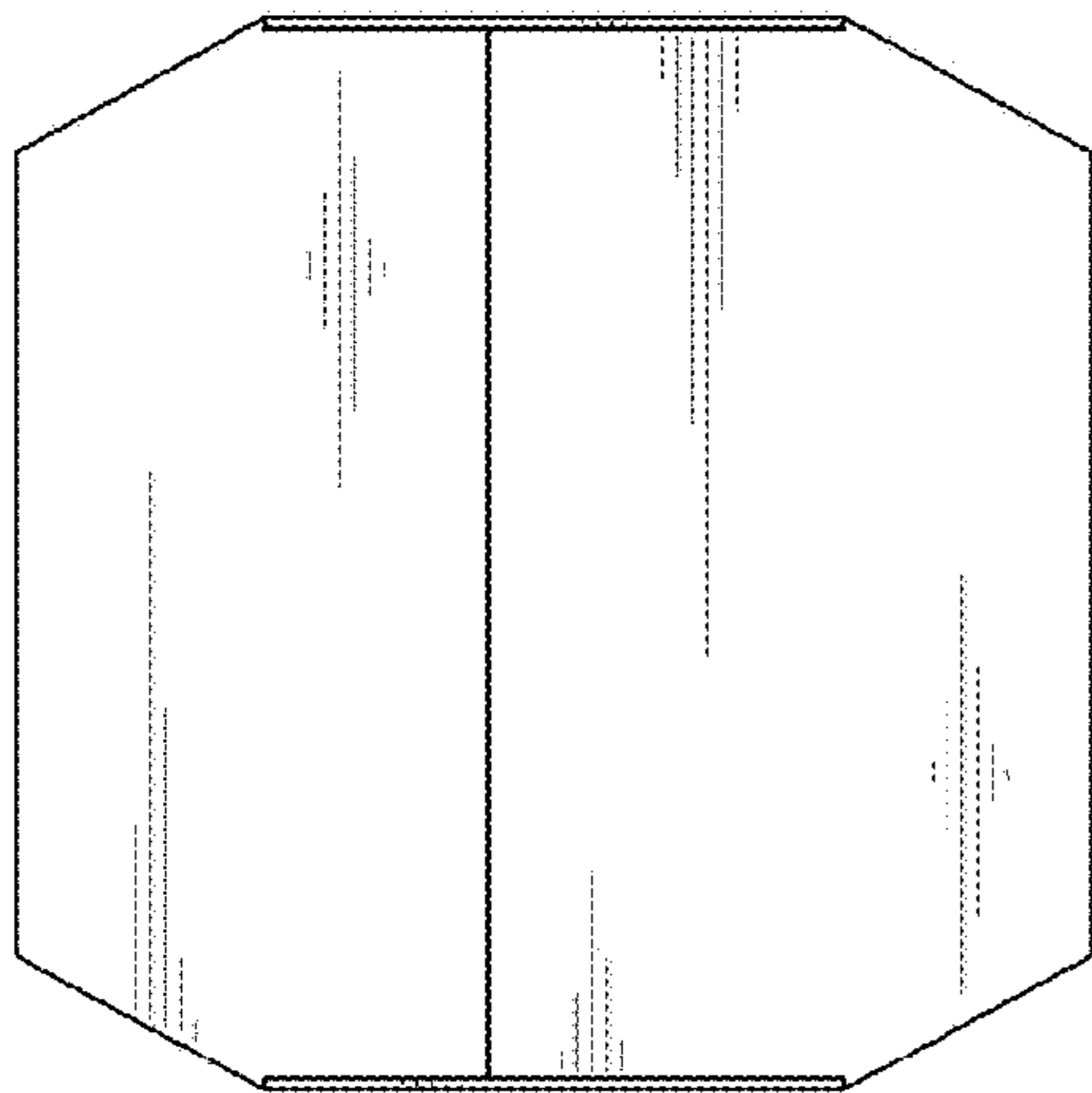


FIG. 2

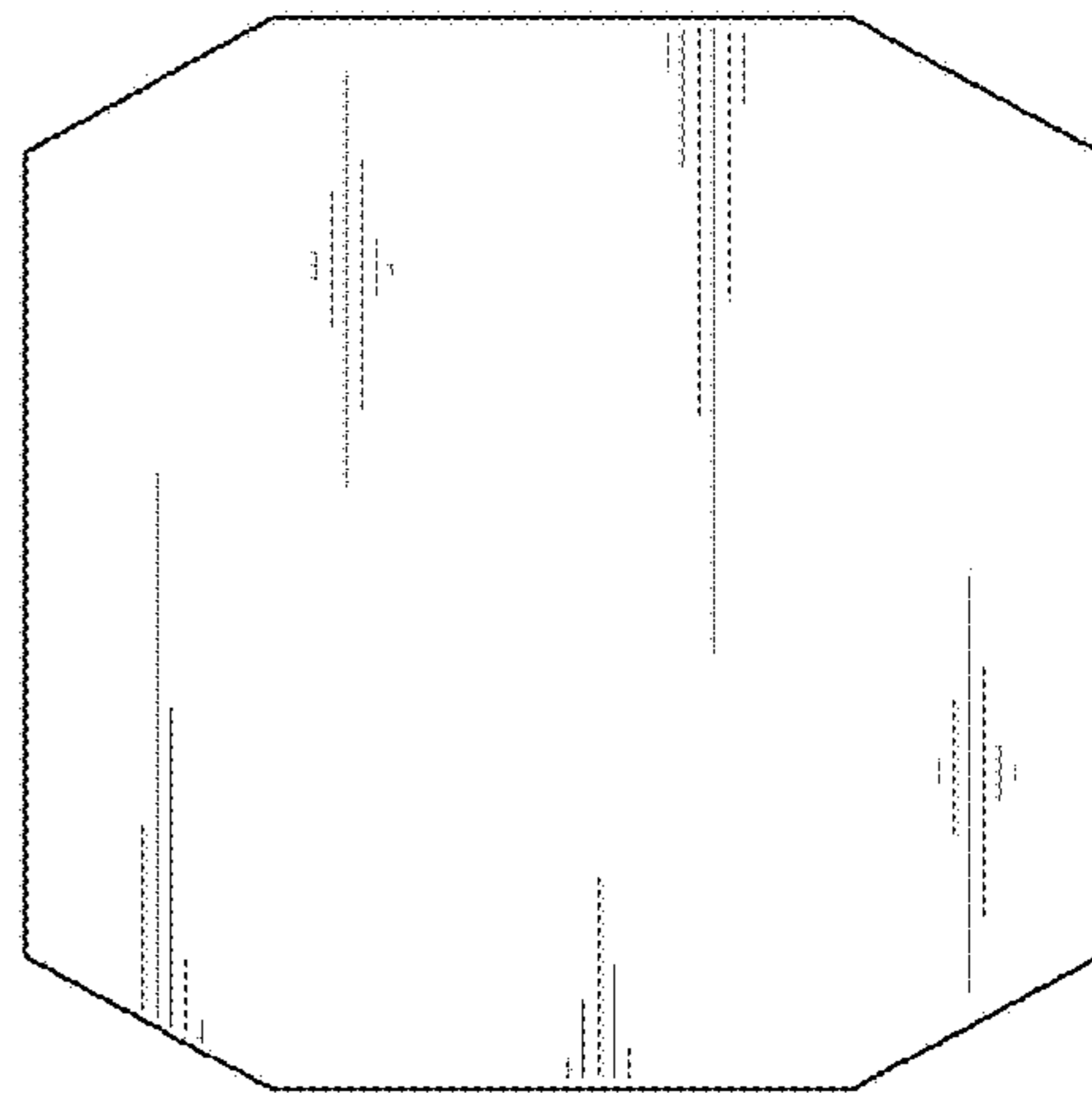
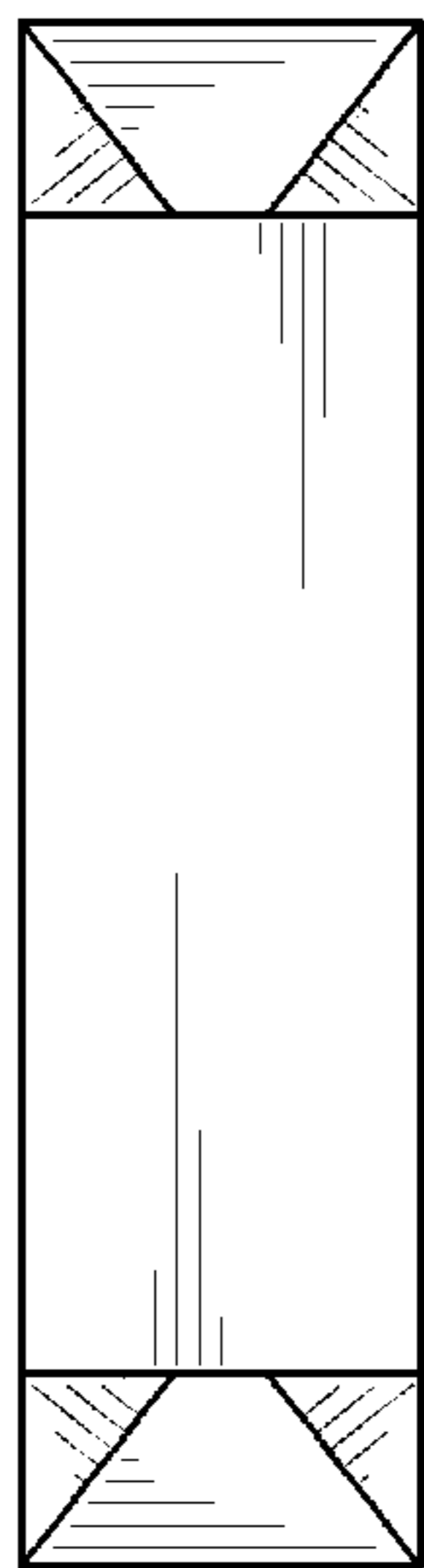
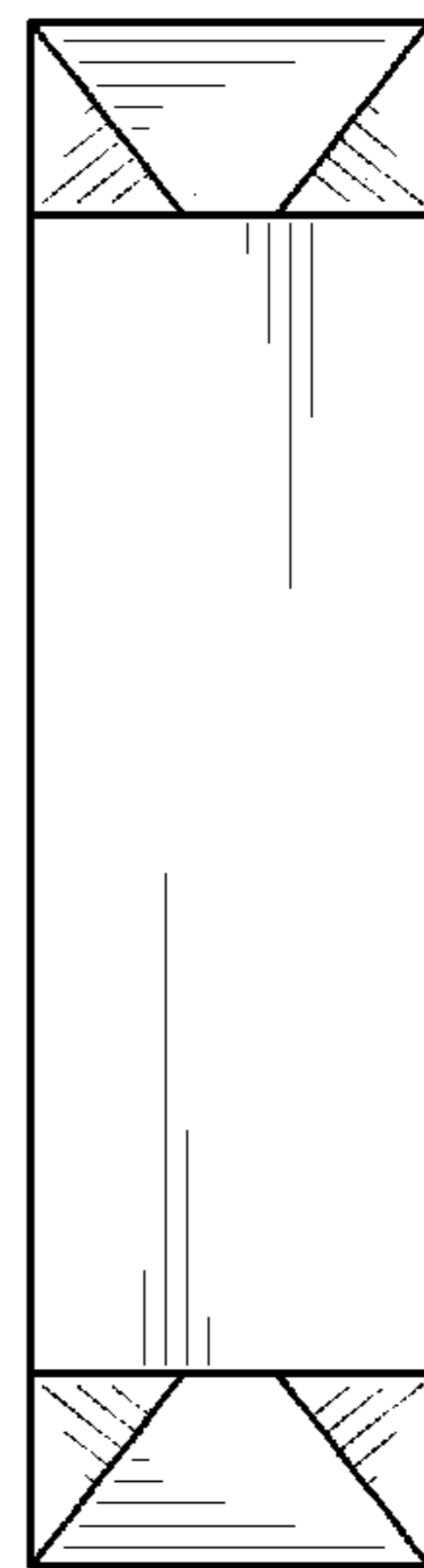


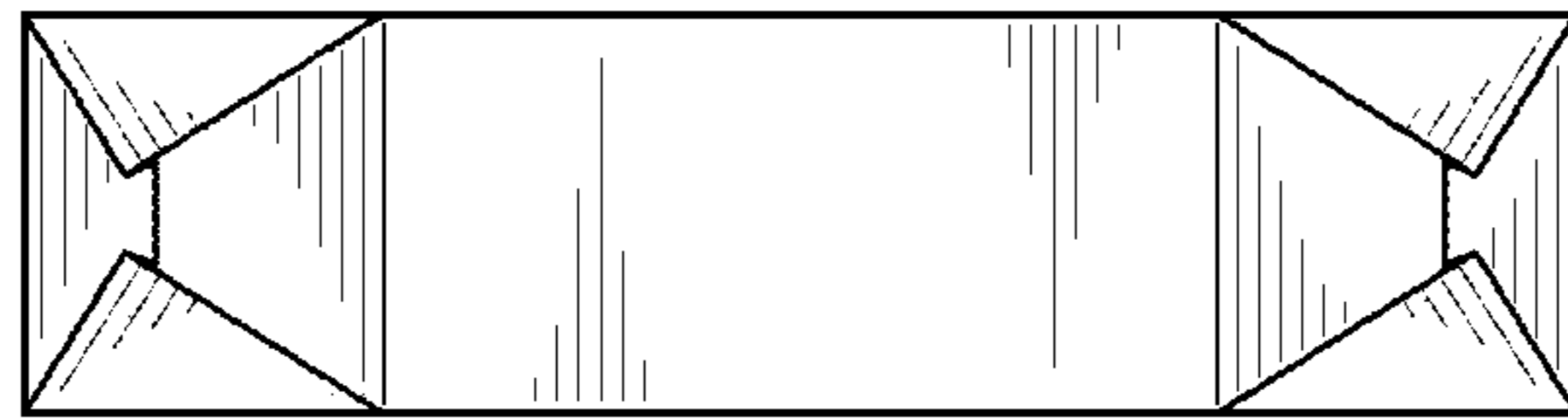
FIG. 3



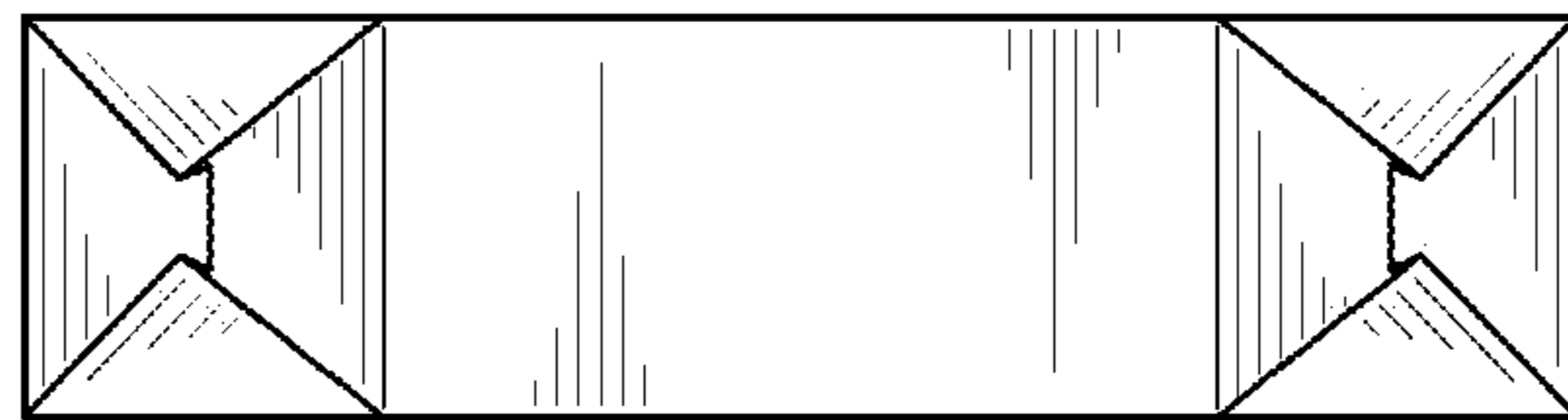
*FIG. 4*



*FIG. 5*



*FIG. 6*



*FIG. 7*

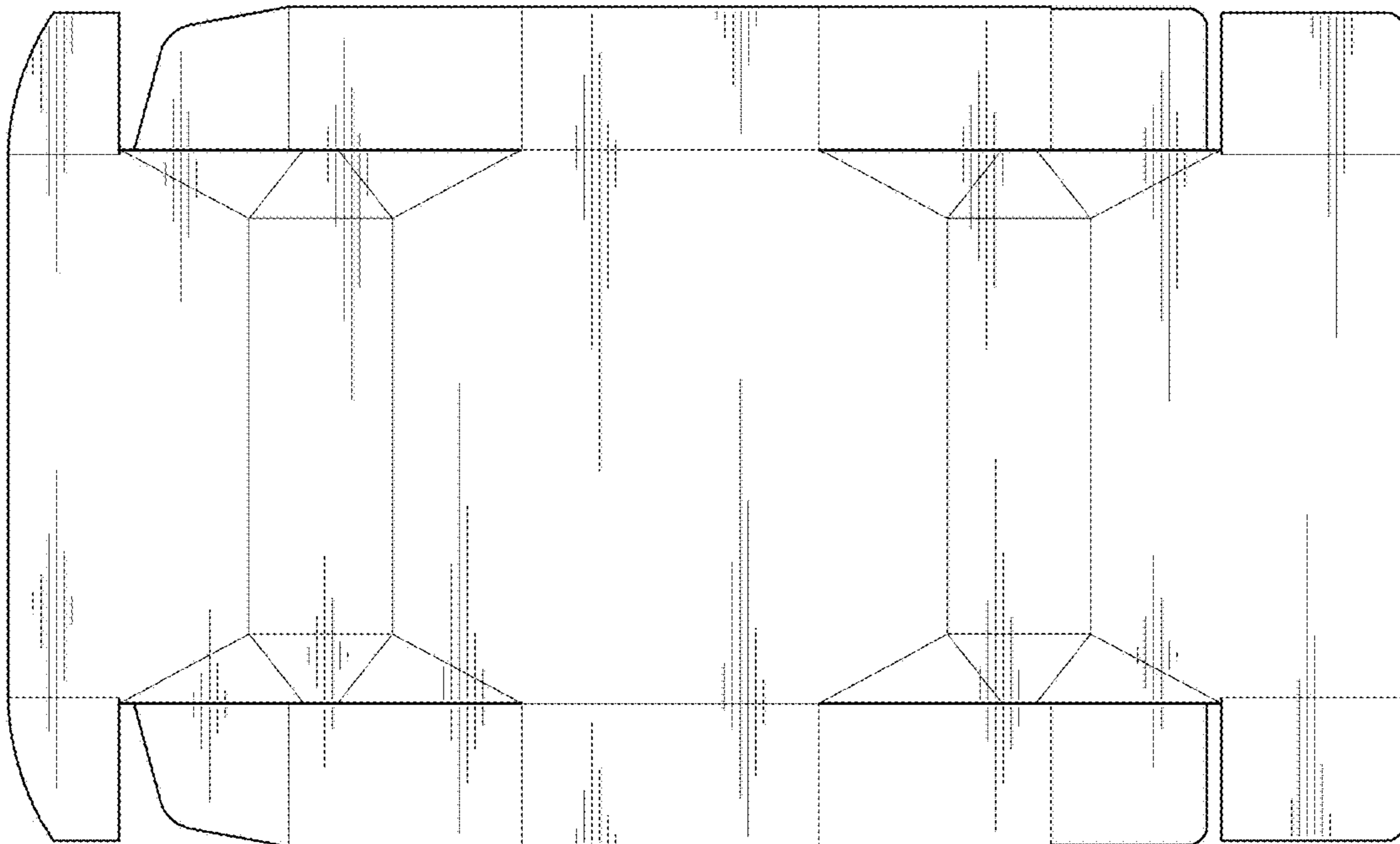


FIG. 8