



US00D804294S

(12) **United States Design Patent**
Bian

(10) **Patent No.:** **US D804,294 S**

(45) **Date of Patent:** **** Dec. 5, 2017**

(54) **SHEPHERD HOOK**

(71) Applicant: **Dongguan Baike Electronics Co.,Ltd.**,
Dongguan (CN)

(72) Inventor: **Guang Bian**, Dongguan (CN)

(**) Term: **15 Years**

(21) Appl. No.: **29/584,920**

(22) Filed: **Nov. 18, 2016**

(51) **LOC (10) Cl.** **08-05**

(52) **U.S. Cl.**
USPC **D8/367**

(58) **Field of Classification Search**
USPC D8/367, 354, 349
CPC A47G 25/0607; A47K 10/04; G09F 17/00
See application file for complete search history.

(56) **References Cited**

U.S. PATENT DOCUMENTS

D31,995 S *	12/1899	Alker	D8/370
1,333,692 A *	3/1920	Wester	A47G 25/0607
				24/598.7
4,979,712 A *	12/1990	Rios	A47K 10/04
				248/215
D648,208 S *	11/2011	Platt	D8/367
D661,574 S *	6/2012	Platt	D8/367

D668,938 S *	10/2012	Morales	D8/367
8,387,292 B1 *	3/2013	Rasmus	G09F 17/00
				116/173
D702,540 S *	4/2014	Kacines	D8/367
D734,134 S *	7/2015	Bauerle	D8/372
D783,387 S *	4/2017	Wilson	D8/356
D784,119 S *	4/2017	Brooks	D8/367
2006/0016943 A1 *	1/2006	Thompson	A47J 33/00
				248/175
2008/0272269 A1 *	11/2008	Moravsky	A45F 5/02
				248/692

* cited by examiner

Primary Examiner — Cynthia Underwood

(74) *Attorney, Agent, or Firm* — Bei & Ocean; George G. Wang


(57) **CLAIM**

The ornamental design for a shepherd hook, as shown and described.

DESCRIPTION

FIG. 1 is a front elevational view of a shepherd hook showing my new design;
FIG. 2 is a rear elevational view of FIG. 1;
FIG. 3 is a left side elevational view of FIG. 1;
FIG. 4 is a right side elevational view of FIG. 1;
FIG. 5 is a top plan view of FIG. 1;
FIG. 6 is a bottom plan view of FIG. 1; and,
FIG. 7 is a perspective view of FIG. 1.

1 Claim, 4 Drawing Sheets






FIG.1




FIG.2

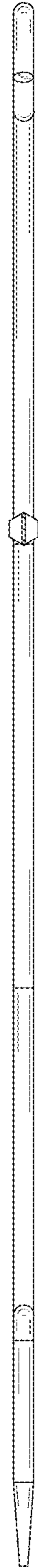


FIG. 3




FIG. 4



FIG. 5

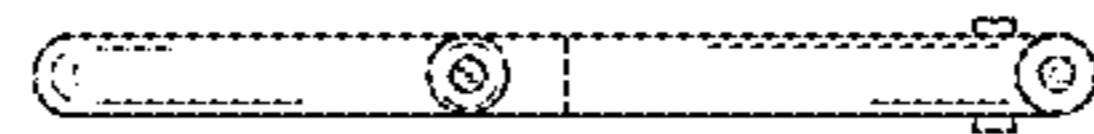


FIG. 6




FIG.7