



US00D804293S

(12) **United States Design Patent** (10) **Patent No.:** **US D804,293 S**
Petzl (45) **Date of Patent:** **** Dec. 5, 2017**

(54) **CLIMBING APPARATUS**

(71) Applicant: **ZEDEL**, Crolles (FR)

(72) Inventor: **Paul Petzl**, Barraux (FR)

(73) Assignee: **ZEDEL**, Crolles (FR)

(**) Term: **15 Years**

(21) Appl. No.: **29/584,827**

(22) Filed: **Nov. 17, 2016**

(30) **Foreign Application Priority Data**

May 17, 2016 (EM) 003135516-0001

(51) **LOC (10) Cl.** **09-06**

(52) **U.S. Cl.**
USPC **D8/356**

(58) **Field of Classification Search**
USPC D8/356, 354, 349
CPC B65H 57/16; E02D 5/803; B63B 21/045;
B63B 59/02; B60D 1/18; B60P 1/103;
Y10T 24/3918; A62B 35/0081
See application file for complete search history.

(56) **References Cited**

U.S. PATENT DOCUMENTS

D362,614 S *	9/1995	Kingery	D8/360
6,843,346 B2 *	1/2005	LeBeau	A62B 1/14 182/192
D572,099 S *	7/2008	Fontaine	D8/356
D586,001 S *	2/2009	Petzl	D25/69
D597,822 S *	8/2009	Olsen	D8/356
D650,260 S *	12/2011	Petzl	D8/356
D658,487 S *	5/2012	Chih	D8/360
8,225,905 B2 *	7/2012	Delaittre	A62B 1/14 182/190
D687,700 S *	8/2013	Petzl	D8/360
D708,931 S *	7/2014	Petzl	D8/356

D722,487 S *	2/2015	Miller	D8/356
D736,603 S *	8/2015	Petzl	D8/356
D746,125 S *	12/2015	Miller	D8/356
D753,467 S *	4/2016	Taing	D8/356
D770,882 S *	11/2016	Petzl	D8/356
2006/0096067 A1 *	5/2006	Fontaine	F16G 11/103 24/130
2014/0054109 A1 *	2/2014	Barnett	A62B 1/14 182/5
2014/0123439 A1 *	5/2014	Bacon	F16G 11/106 24/134 KB
2014/0138191 A1 *	5/2014	Chabod	A62B 1/14 188/65.1
2014/0174850 A1 *	6/2014	Paglioli	A62B 1/14 182/5
2014/0196984 A1 *	7/2014	Chabod	A62B 1/14 182/18
2014/0262611 A1 *	9/2014	Oddou	A62B 1/14 182/5
2014/0311834 A1 *	10/2014	Lawton	A62B 1/14 188/65.2

(Continued)

Primary Examiner — Cynthia Underwood
(74) *Attorney, Agent, or Firm* — Oliff PLC

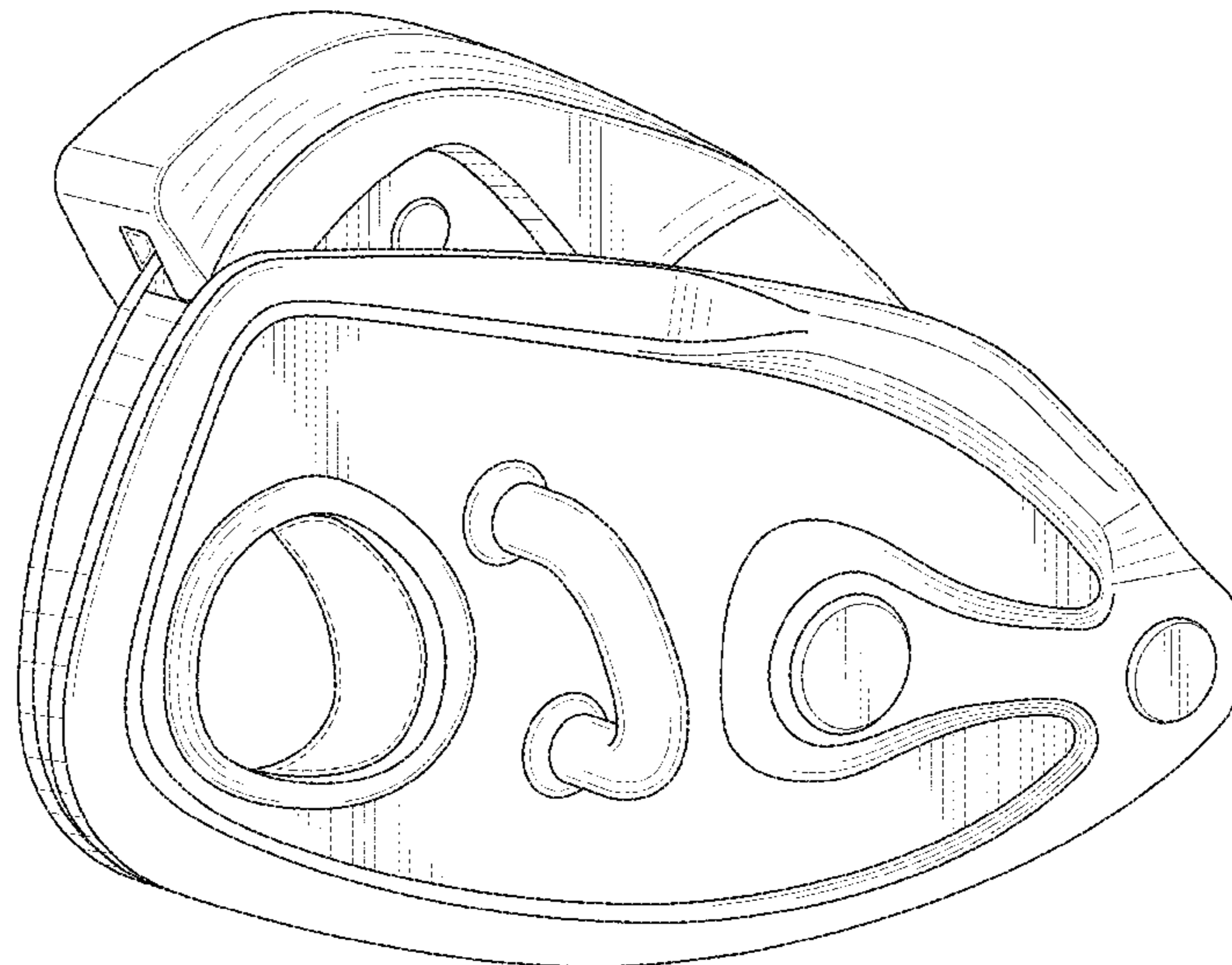
(57) **CLAIM**

The ornamental design for a climbing apparatus, as shown and described.

DESCRIPTION

FIG. 1 is a front, left-side perspective view of the climbing apparatus;
FIG. 2 is a front elevational view thereof;
FIG. 3 is a top plan view thereof;
FIG. 4 is a right-side elevational view thereof;
FIG. 5 is a left-side elevational view thereof;
FIG. 6 is a rear elevational view thereof; and,
FIG. 7 is a bottom plan view thereof.
The broken lines depict unclaimed parts of the climbing apparatus, and thus form no part of the claimed design.

1 Claim, 6 Drawing Sheets



(56)

References Cited

U.S. PATENT DOCUMENTS

2016/0059055 A1* 3/2016 Roth A62B 35/0081
182/36
2017/0197116 A1* 7/2017 Merritt A63B 29/024

* cited by examiner

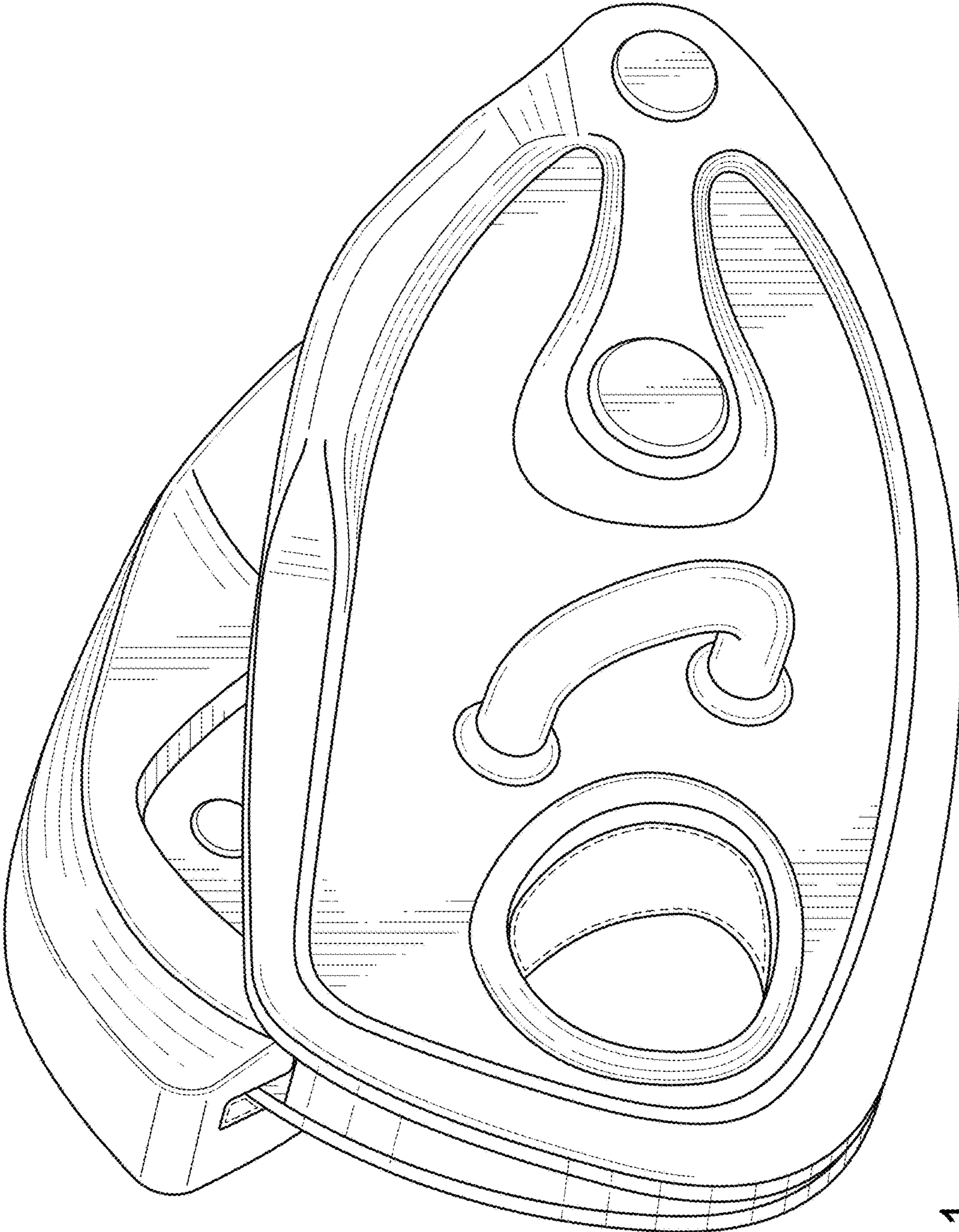


FIG. 1

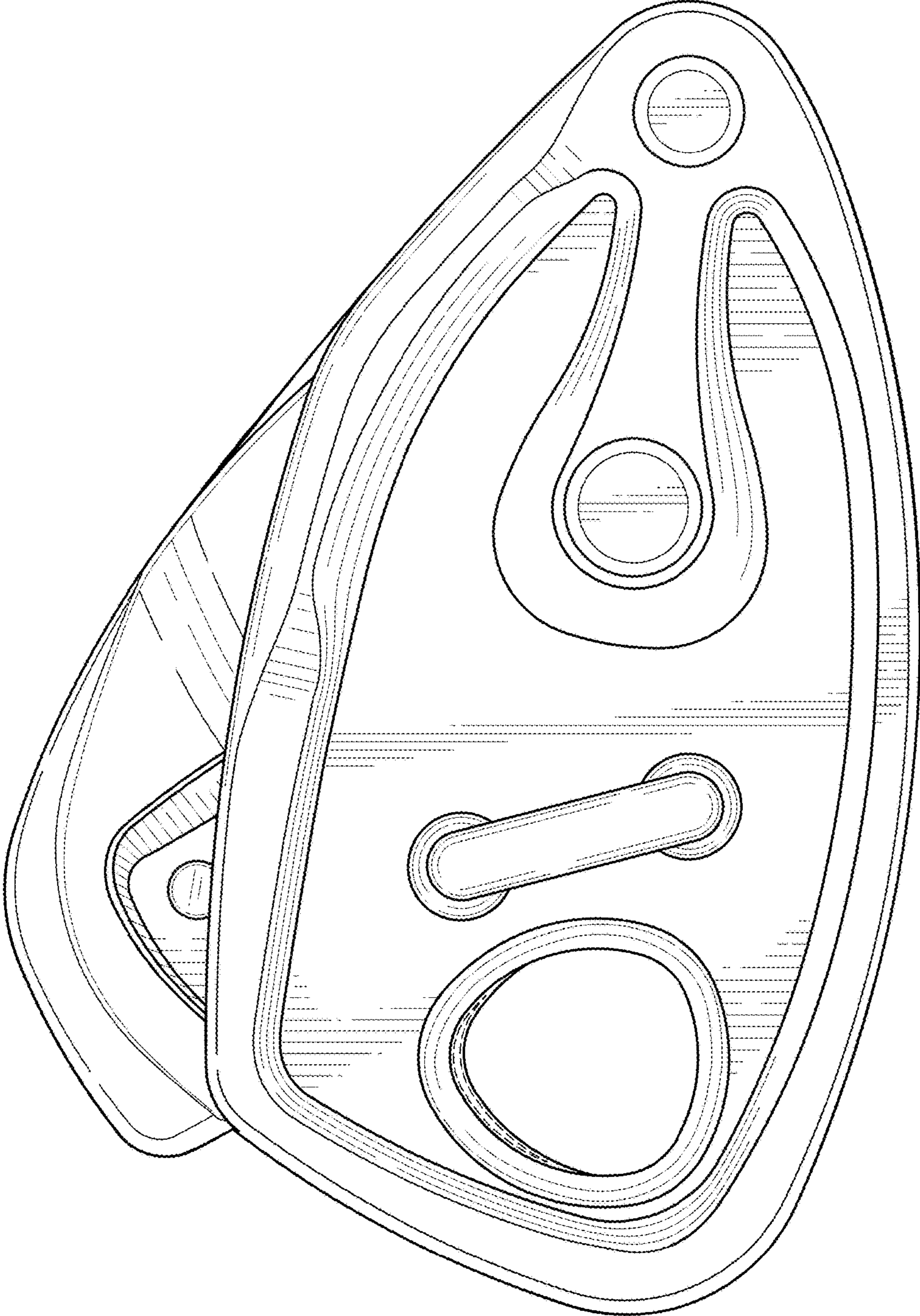


FIG. 2

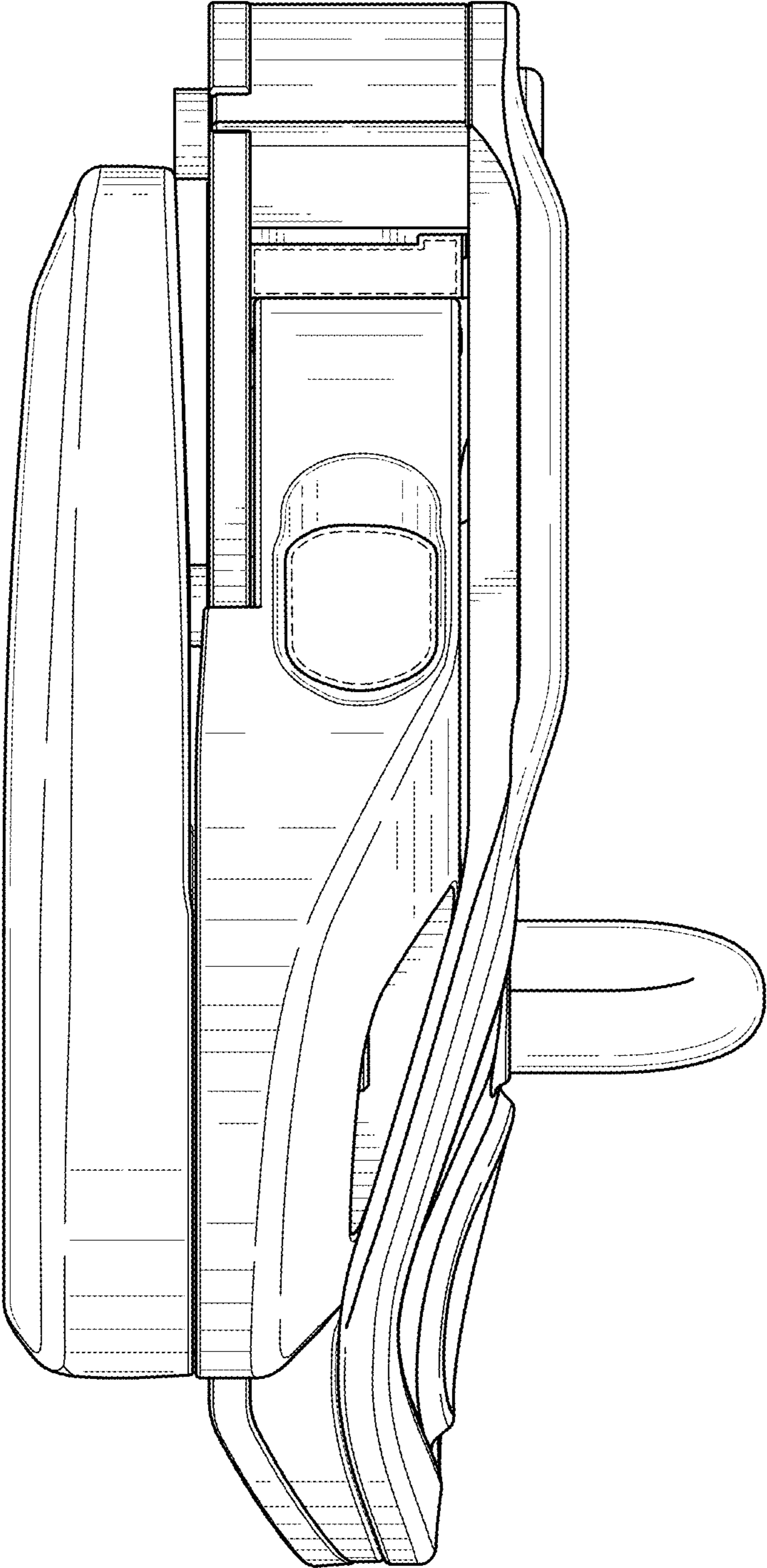


FIG. 3

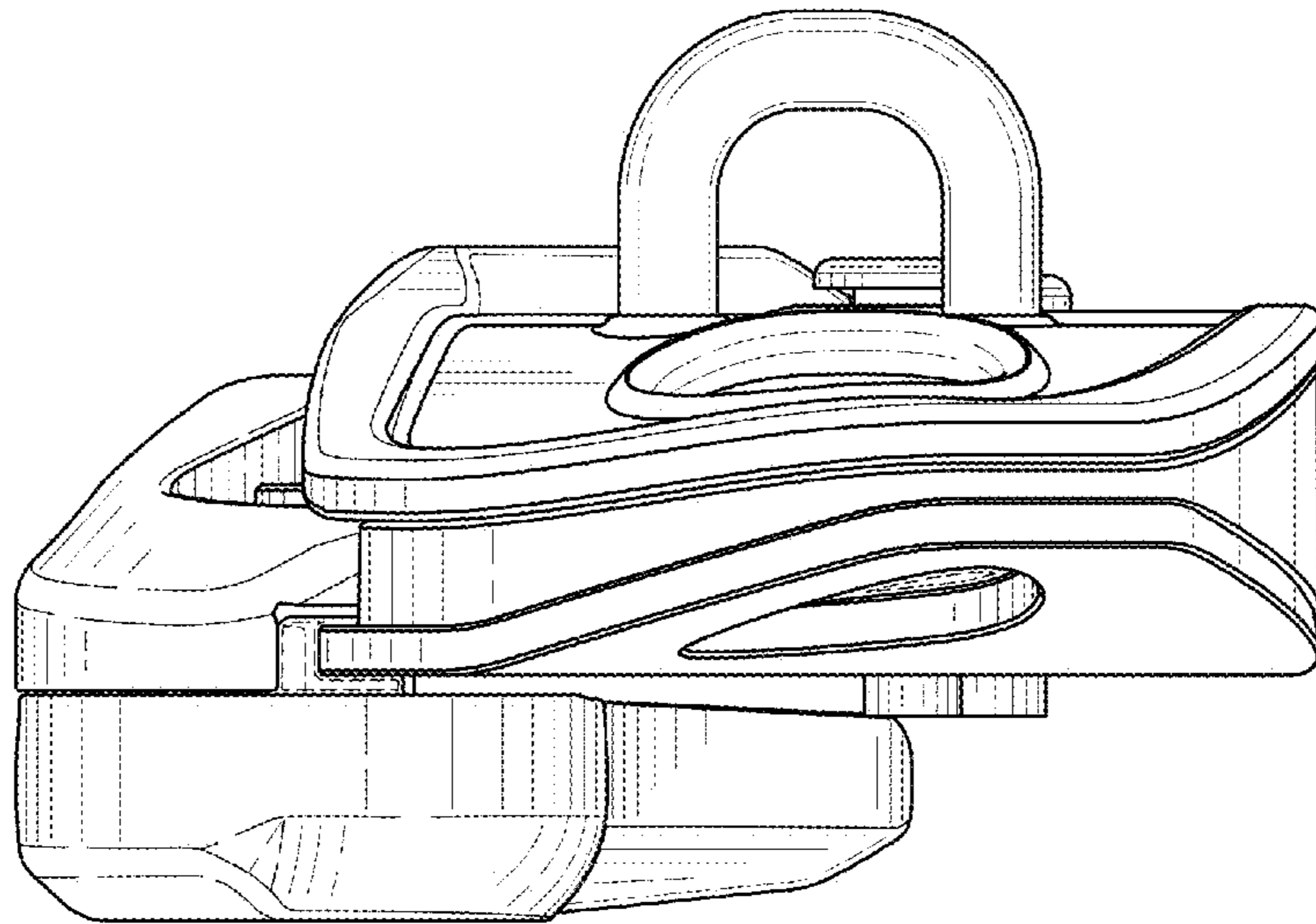


FIG. 5

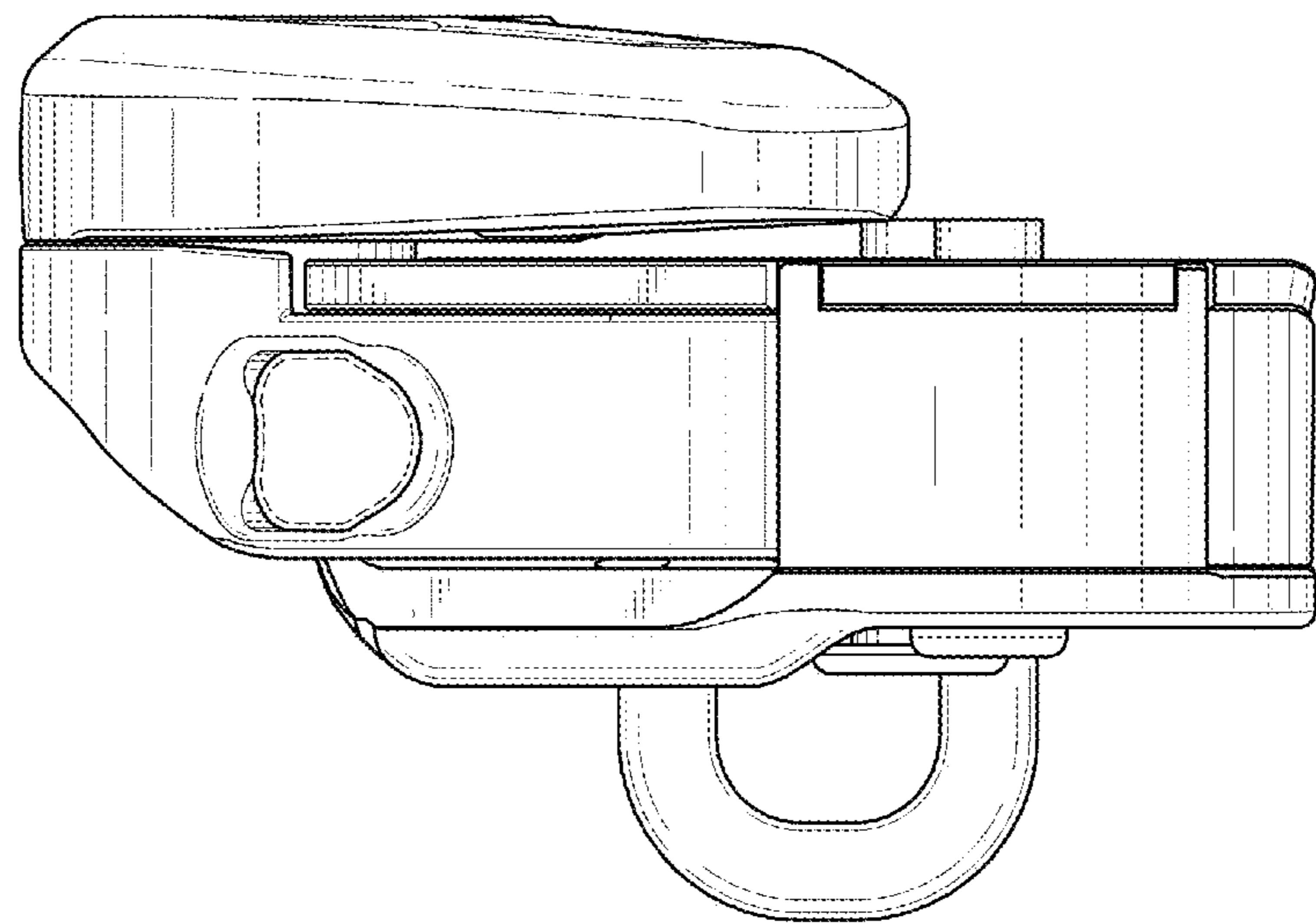


FIG. 4

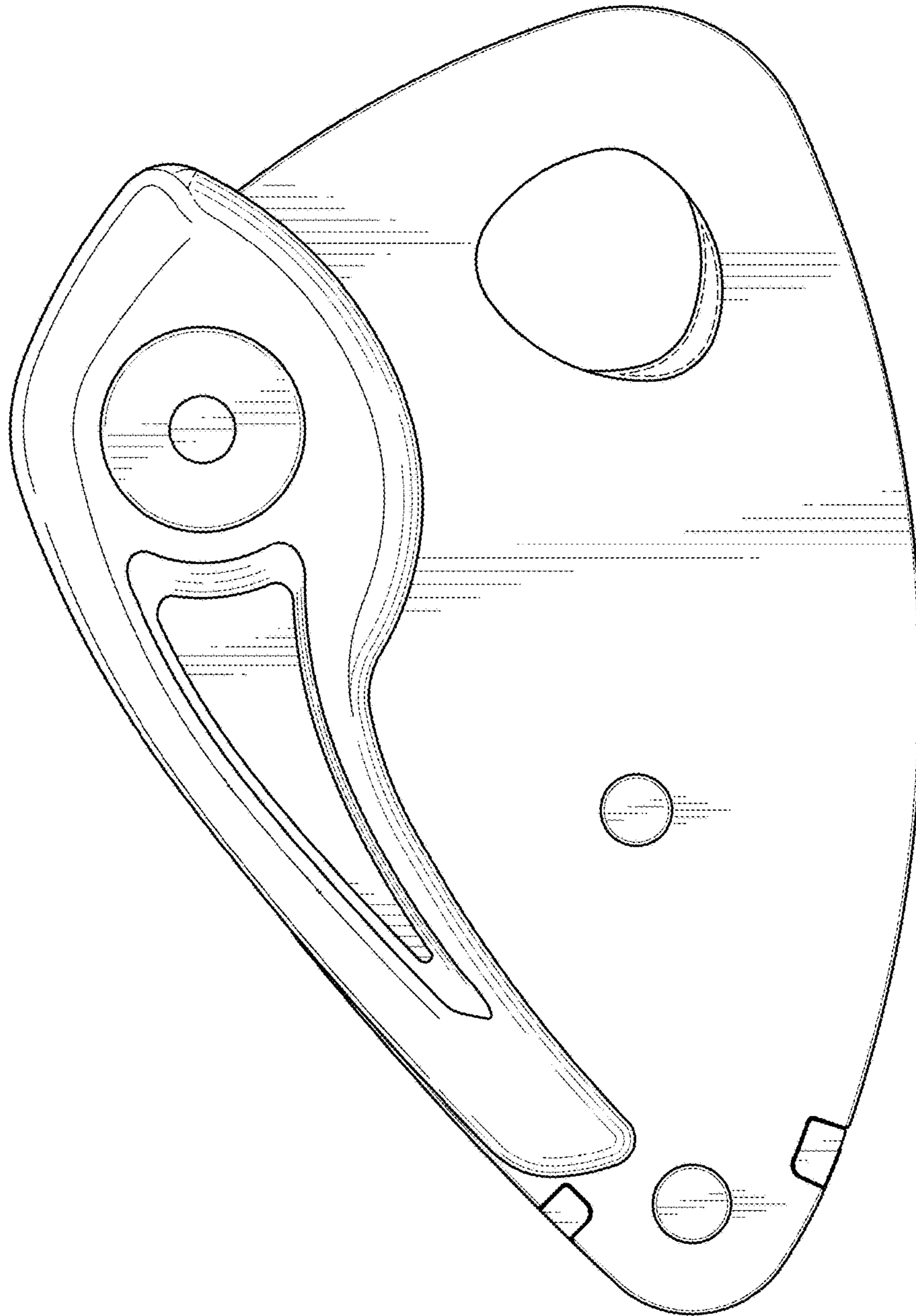


FIG. 6

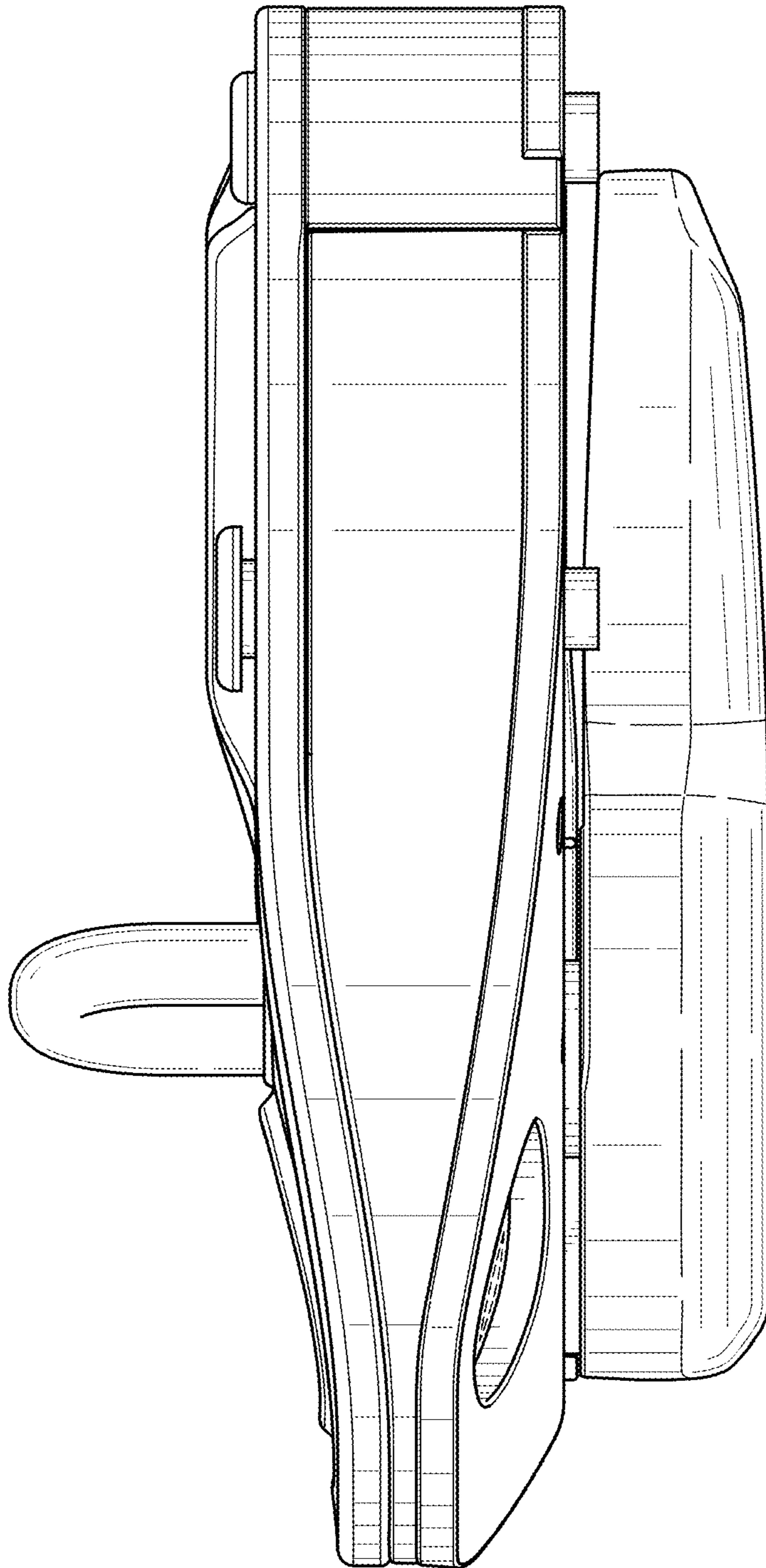


FIG. 7