



US00D804284S

(12) **United States Design Patent** (10) **Patent No.:** **US D804,284 S**  
**Rand** (45) **Date of Patent:** **\*\* Dec. 5, 2017**

(54) **BALLERINA KEY**  
(71) Applicant: **David W. Rand**, Longmont, CO (US)  
(72) Inventor: **David W. Rand**, Longmont, CO (US)  
(\*\*) Term: **15 Years**  
(21) Appl. No.: **29/580,196**  
(22) Filed: **Oct. 27, 2016**  
(51) **LOC (10) Cl.** ..... **08-07**  
(52) **U.S. Cl.**  
USPC ..... **D8/348; D8/347**  
(58) **Field of Classification Search**  
USPC ..... D8/347, 348; 70/51, 336, 344, 348, 391,  
70/393, 402, 408, 416, 429  
CPC ..... E05B 19/00; E05B 19/20; E05B 13/00;  
E05B 11/00; E05B 19/04  
See application file for complete search history.

D663,607 S \* 7/2012 Rand ..... D8/348  
D691,021 S \* 10/2013 Rand ..... D8/348  
D717,154 S \* 11/2014 Li ..... D8/346  
D723,413 S \* 3/2015 Nelson ..... D11/60

\* cited by examiner


*Primary Examiner* — Prabhakar Deshmukh  
(74) *Attorney, Agent, or Firm* — Patent Law Offices of Rick Martin, P.C.

(56) **References Cited**  
U.S. PATENT DOCUMENTS  
2,529,815 A \* 11/1950 Rothe ..... E05B 19/24  
250/466.1  
D190,598 S \* 6/1961 Manzardo ..... D8/348  
D225,301 S \* 12/1972 Uliano ..... D8/348  
5,577,403 A \* 11/1996 Steeley ..... E05B 19/00  
40/323  
D491,186 S \* 6/2004 Arakaki ..... D14/387  
D632,543 S \* 2/2011 Liu ..... D8/348  
D659,509 S \* 5/2012 Dhaliwal ..... D8/348

(57) **CLAIM**  
The ornamental design for a ballerina key, as shown and described.

**DESCRIPTION**  
FIG. 1 is a side perspective view of my new design for a ballerina key;  
FIG. 2 is a top plan view thereof;  
FIG. 3 is a bottom plan view thereof;  
FIG. 4 is a left side elevation view thereof;  
FIG. 5 is a right side elevation view thereof;  
FIG. 6 is a front elevation view thereof; and,  
FIG. 7 is a rear elevation view thereof.  
The broken lines are for illustration purposes only and form no part of the claimed design.

**1 Claim, 3 Drawing Sheets**






Fig 1

Fig 2




Fig 3




Fig 4

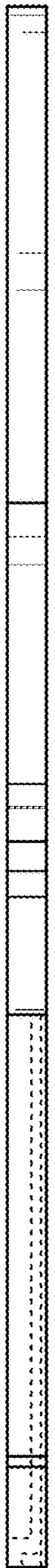


Fig 5




Fig 6



Fig 7

