



US00D804259S

(12) **United States Design Patent**  
**Donald et al.**

(10) **Patent No.:** **US D804,259 S**  
(45) **Date of Patent:** **\*\* Dec. 5, 2017**

(54) **CUTTING BOARD**

(71) Applicant: **JOSEPH JOSEPH LTD.**, London (GB)

(72) Inventors: **Simon Donald**, London (GB); **Joe Wentworth**, London (GB)

(73) Assignee: **Joseph Joseph Ltd.**, London (GB)

(\*\*) Term: **15 Years**

(21) Appl. No.: **29/577,303**

(22) Filed: **Sep. 12, 2016**

(30) **Foreign Application Priority Data**

Mar. 11, 2016 (EM) ..... 003024561-0013

(51) **LOC (10) Cl.** ..... **07-04**

(52) **U.S. Cl.**  
USPC ..... **D7/698**

(58) **Field of Classification Search**

USPC .... D6/703.1; D7/354, 543, 549, 550.1, 586,  
D7/698-699; D32/55-57

CPC ..... A47J 47/00; A47J 47/005; A47J 47/20;  
B26D 7/0006; B26D 7/018; B26D 7/20;  
B23D 21/00; B23K 37/04; B23K 37/053;  
B23Q 16/001

See application file for complete search history.

(56) **References Cited**

**U.S. PATENT DOCUMENTS**

830,764 A \* 9/1906 Braymer ..... A47J 47/005  
100/295  
D262,507 S \* 1/1982 Wooldridge ..... D7/698

D270,601 S \* 9/1983 Price ..... D7/698  
4,447,051 A \* 5/1984 Price ..... A47J 47/005  
141/98  
D283,390 S \* 4/1986 McGinnis ..... D7/698  
D341,298 S \* 11/1993 Ancona ..... D7/553.3  
D363,195 S \* 10/1995 Bransby ..... D7/698  
D382,735 S \* 8/1997 Zapf ..... D6/703.1  
D383,363 S \* 9/1997 Norton ..... D7/698  
D495,931 S \* 9/2004 Cole ..... D7/698  
D581,205 S \* 11/2008 Simon ..... A21B 3/15  
D7/354  
D700,025 S \* 2/2014 Murison ..... D7/698  
D741,121 S \* 10/2015 Lee ..... D7/698

\* cited by examiner

*Primary Examiner* — Ricky Pham

(74) *Attorney, Agent, or Firm* — Millen White Zelano & Branigan, P.C.

(57) **CLAIM**

The ornamental design for a cutting board, as shown and described.

**DESCRIPTION**

FIG. 1 is a top perspective view showing the bottom most cutting board showing our new design.

FIG. 2 is another top perspective view thereof.

FIG. 3 is a top view thereof.

FIG. 4 is bottom view thereof.

FIG. 5 is a side view thereof.

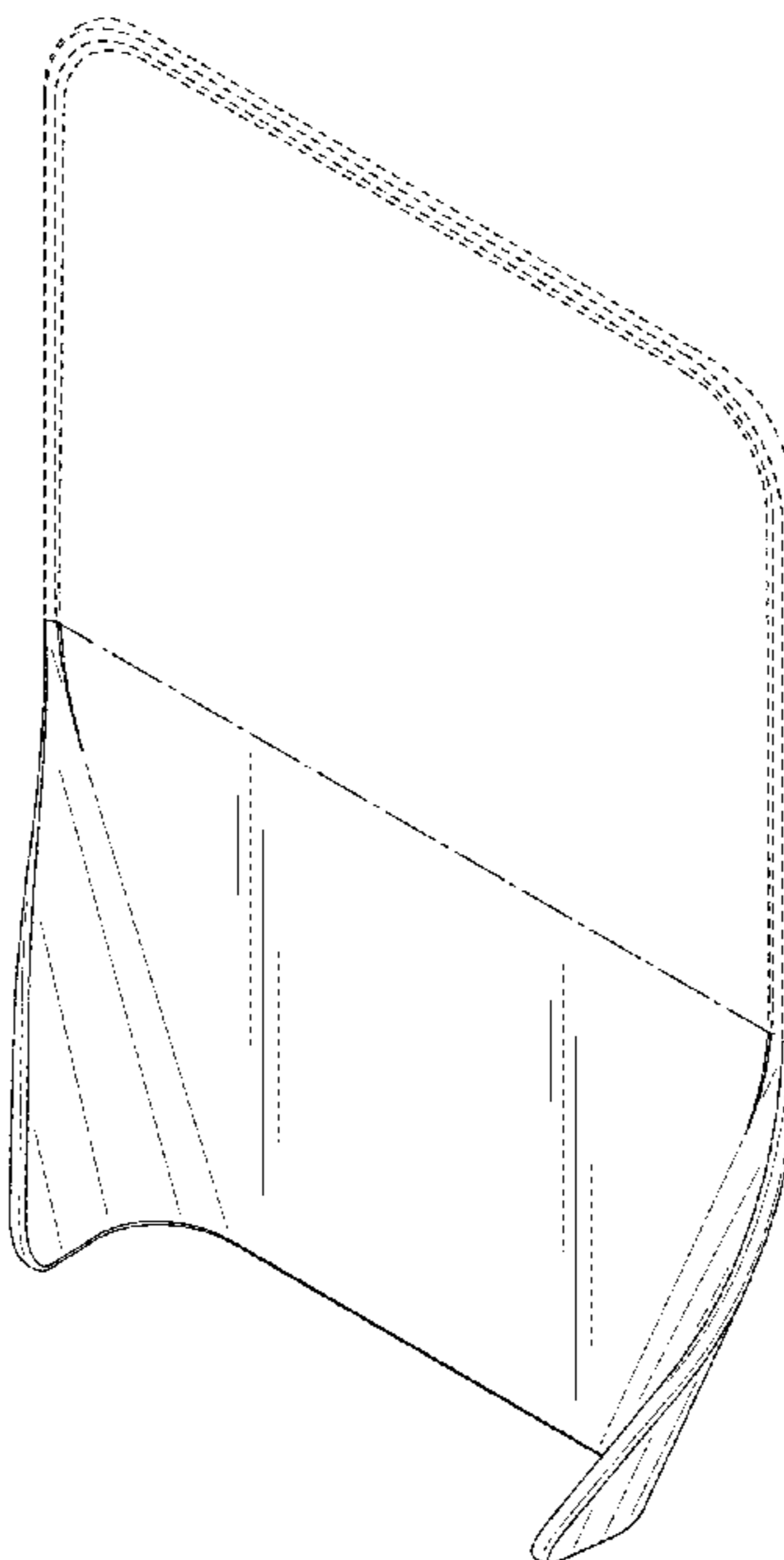
FIG. 6 is another side view thereof.

FIG. 7 is a front side view thereof; and,

FIG. 8 is a back view thereof.

The broken lines in the drawings illustrate portions of the cutting board which form no part of the claimed design.

**1 Claim, 8 Drawing Sheets**



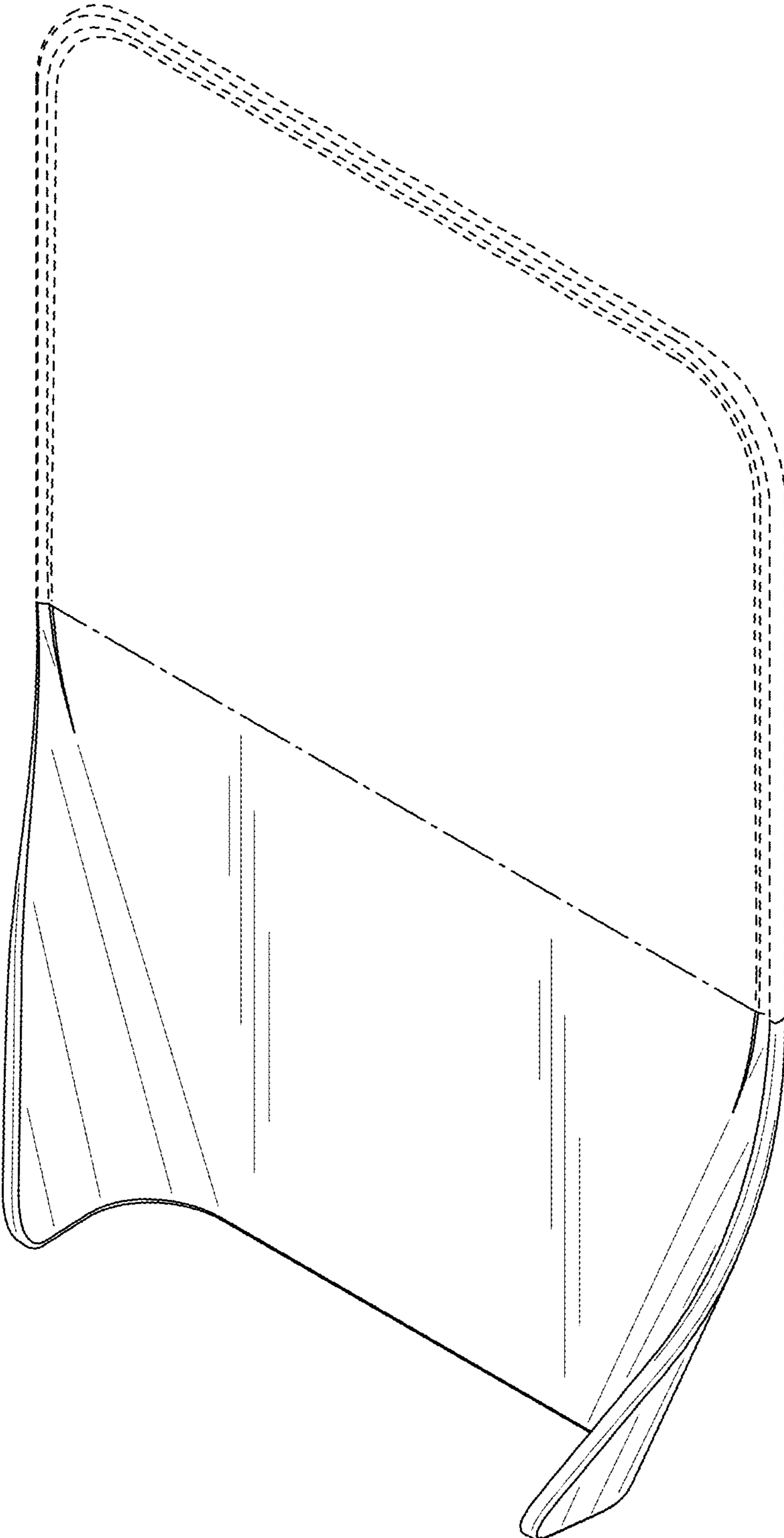


FIG. 1

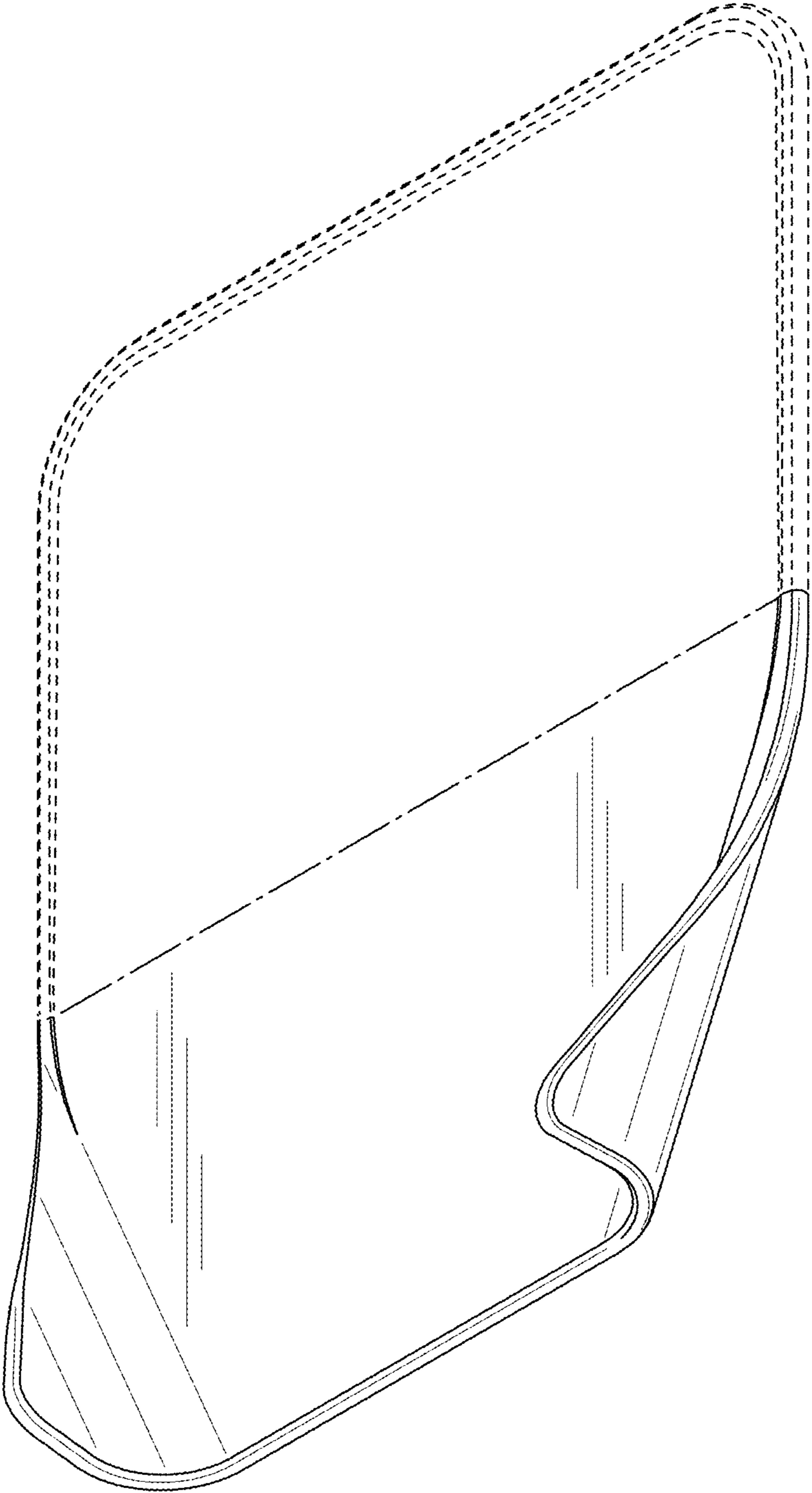


FIG. 2




FIG. 3

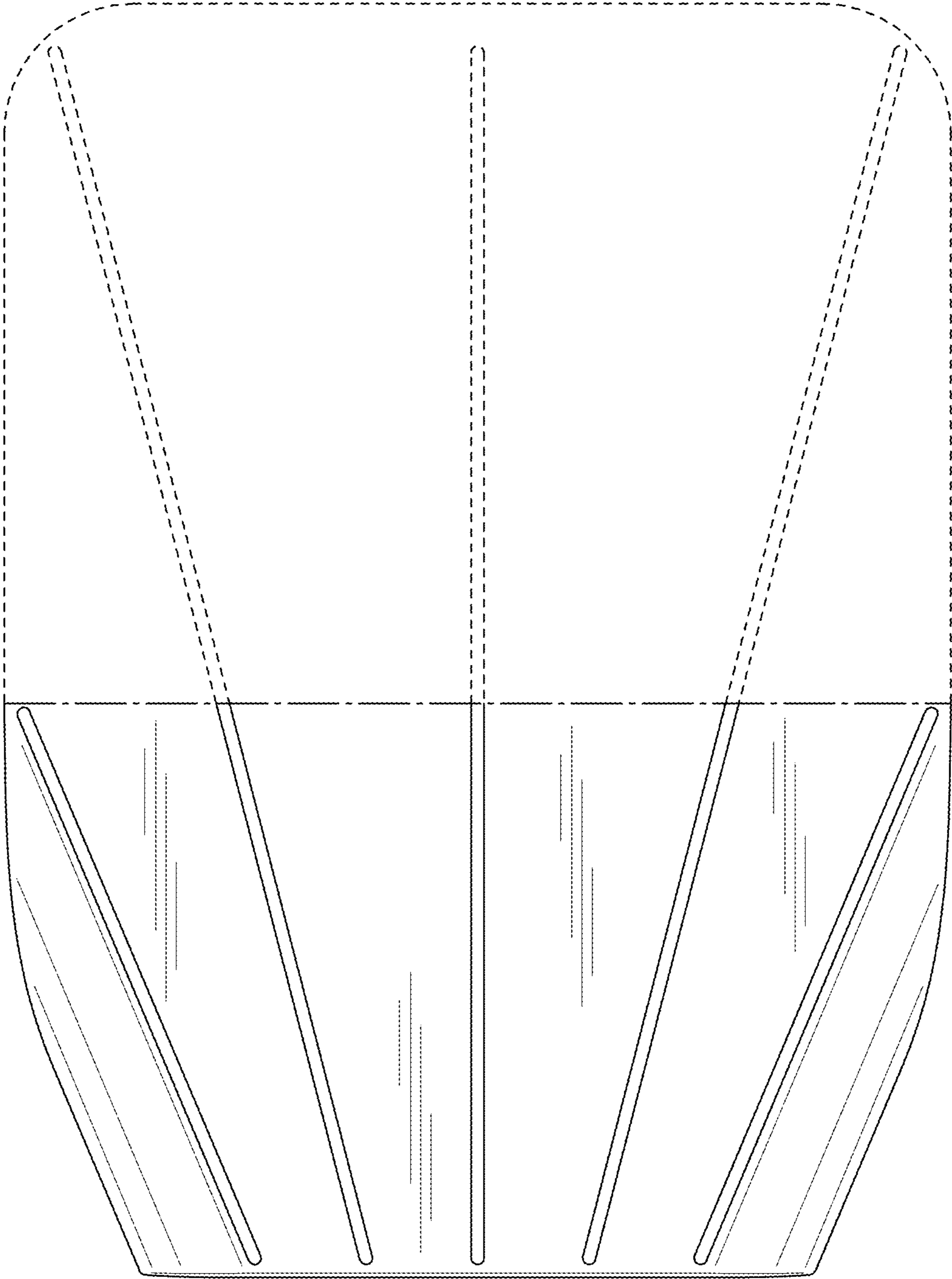


FIG. 4

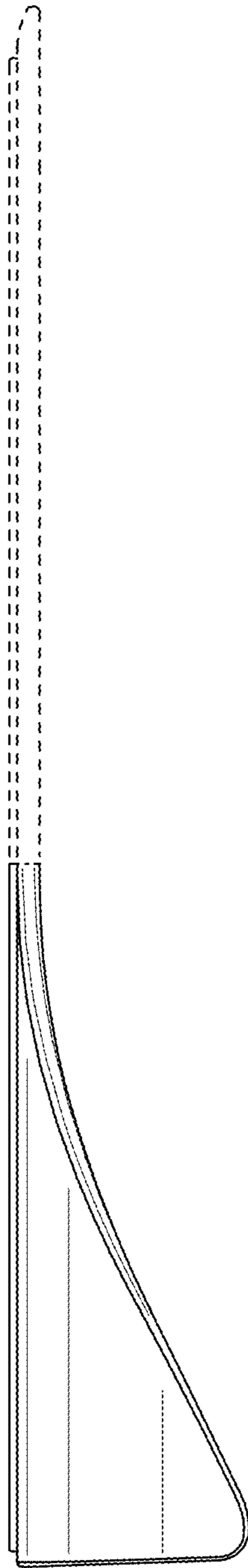


FIG. 5




FIG. 6



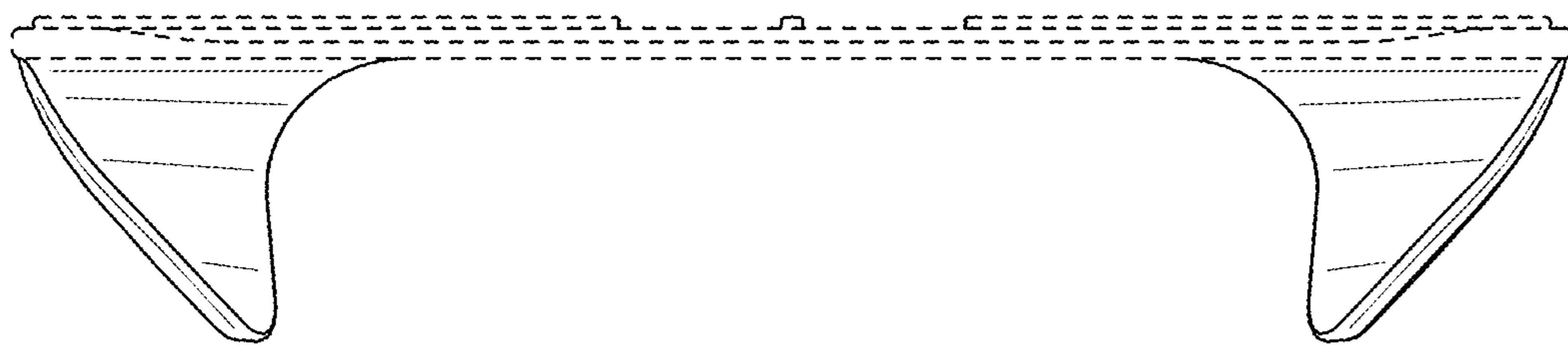


FIG. 7



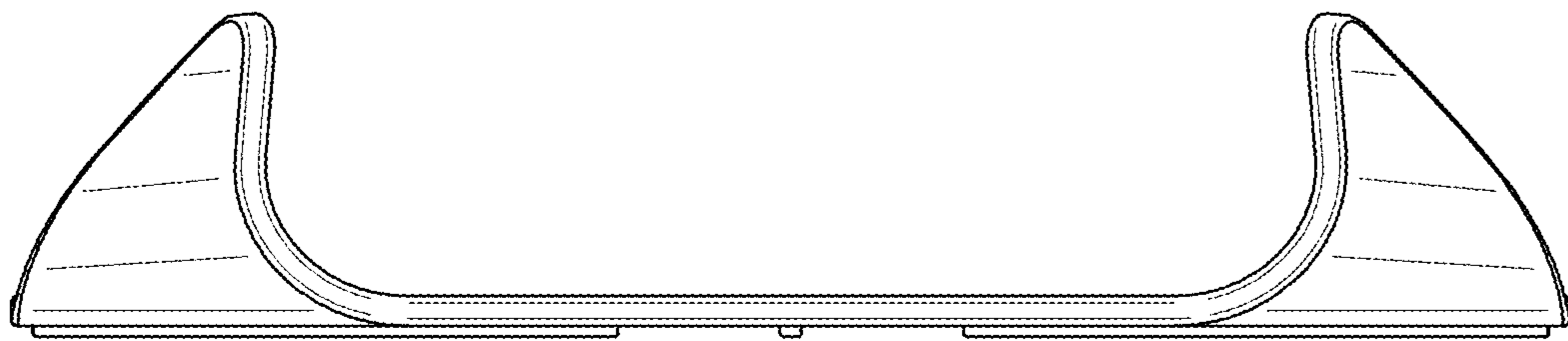


FIG. 8