

US00D804229S

(12) **United States Design Patent** (10) **Patent No.:** **US D804,229 S**  
**Chang et al.** (45) **Date of Patent:** **\*\* Dec. 5, 2017**

- (54) **TABLE TOP FOR A DISPLAY STAND** 3,290,108 A \* 12/1966 Beckman ..... A47B 17/04  
108/25
- (71) Applicant: **Samsung Electronics Co., Ltd.,** D207,972 S \* 6/1967 Bellaire ..... D25/67  
Suwon-si (KR) D259,656 S \* 6/1981 Alfrink ..... D23/308  
4,765,253 A \* 8/1988 Schappach ..... A47B 3/06  
108/158.12
- (72) Inventors: **Jaeyoung Chang,** Seoul (KR); **Haneol** D317,498 S \* 6/1991 Reid ..... D23/308  
**Park,** Yongin-si (KR); **Junjae Lee,** D331,623 S \* 12/1992 Sauter ..... D23/308  
Yongin-si (KR); **Sangwook Choi,** D337,220 S \* 7/1993 Bennett ..... D6/692  
Yongin-si (KR); **Kyungho Kim,** D340,602 S \* 10/1993 Wood, Jr. .... D23/308  
Seongnam-si (KR); **Sungyub Kim,** D358,767 S \* 5/1995 Berggren ..... D9/435  
Seoul (KR); **Sumyun Kim,** Seoul (KR) D376,068 S \* 12/1996 Coy ..... D7/388  
5,778,800 A \* 7/1998 Liang ..... A47B 88/493  
108/26
- (73) Assignee: **Samsung Electronics Co., Ltd.,** D456,643 S \* 5/2002 Harner ..... D6/691.5  
Suwon-si (KR) 6,732,661 B2 \* 5/2004 Grasse ..... A47B 21/06  
108/50.02
- (\*\*) Term: **15 Years** D502,342 S \* 3/2005 O'Hare ..... D6/691.1  
(Continued)

(21) Appl. No.: **29/551,081**

(22) Filed: **Jan. 11, 2016**

(30) **Foreign Application Priority Data**

Jul. 17, 2015 (KR) ..... 30-2015-0036207

(51) **LOC (10) Cl.** ..... **06-06**

(52) **U.S. Cl.**  
USPC ..... **D6/707.19**

(58) **Field of Classification Search**  
USPC ..... D6/641-642, 656.19, 685-686, 691,  
D6/691.1, 691.3, 691.7, 698-699, 707,  
D6/707.18, 707.19  
CPC ..... A47B 13/06; A47B 3/00; A47B 91/005;  
A47B 3/0818; A47B 3/087; A47B 17/00;  
A47B 21/00  
See application file for complete search history.

(56) **References Cited**

**U.S. PATENT DOCUMENTS**

- D147,820 S \* 11/1947 Smith ..... D6/692.5
- 3,289,616 A \* 12/1966 Donihi ..... B25H 1/02  
108/161

*Primary Examiner* — Kelley Donnelly

(74) *Attorney, Agent, or Firm* — NSIP Law

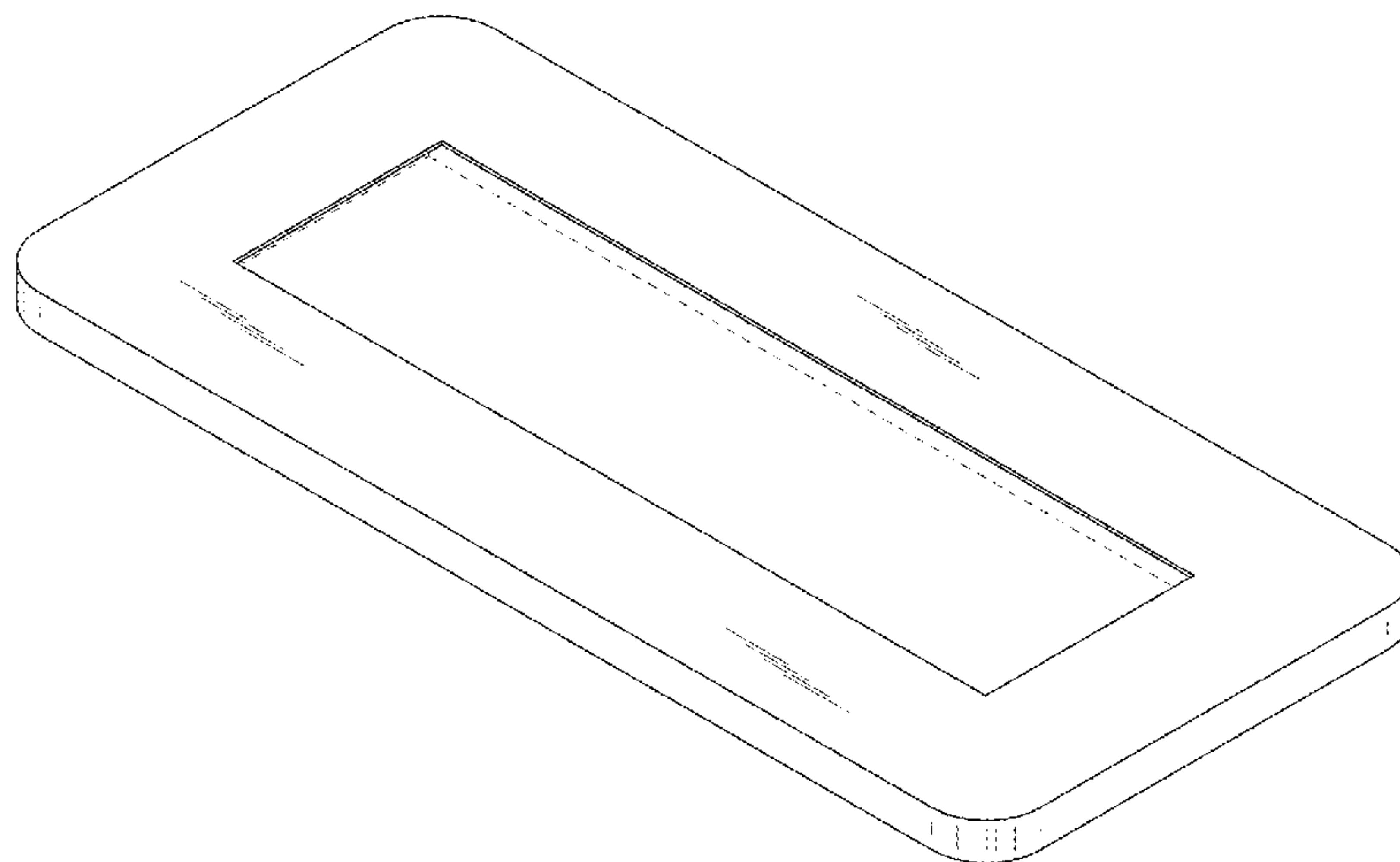
(57) **CLAIM**

We claim the ornamental design for a table top for a display stand, as shown and described.

**DESCRIPTION**

FIG. 1 is a front perspective view of a table top for a display stand showing our new design;  
 FIG. 2 is a front view thereof;  
 FIG. 3 is a rear view thereof;  
 FIG. 4 is a left-side view thereof;  
 FIG. 5 is a right-side view thereof;  
 FIG. 6 is a top view thereof;  
 FIG. 7 is a bottom view thereof; and,  
 FIG. 8 is a reference view thereof, in which a table top for a display stand is applied.  
 The broken lines in the figures show portions of a table top for a display stand which are environmental structure and form no part of the claimed design.

**1 Claim, 4 Drawing Sheets**



(56)

**References Cited**

U.S. PATENT DOCUMENTS

D527,199	S *	8/2006	Shaw .....	D6/686
7,926,430	B2 *	4/2011	Bakker .....	A47B 21/06 108/25
D659,433	S *	5/2012	Starck .....	D6/656.19
D722,369	S *	2/2015	LeTourneau .....	D23/308
D758,773	S *	6/2016	Kim .....	D6/672
D759,795	S *	6/2016	LeTourneau .....	D23/284
D767,310	S *	9/2016	Akana .....	D6/691
D769,654	S *	10/2016	Akana .....	D6/691
D773,868	S *	12/2016	Schwalbach .....	D6/691.2
D776,471	S *	1/2017	Mandon .....	D6/691.1
D779,244	S *	2/2017	Akana .....	D6/688.22
D790,262	S *	6/2017	Akana .....	D6/691
2009/0165680	A1 *	7/2009	Bakker .....	A47B 21/06 108/50.02
2010/0242808	A1 *	9/2010	Negoro .....	A47B 13/003 108/42
2012/0097418	A1 *	4/2012	Ruotsala .....	A47B 21/06 174/60
2012/0103235	A1 *	5/2012	Summerville .....	A47B 1/04 108/89
2016/0064995	A1 *	3/2016	Schwalbach .....	A47F 7/022 320/108

\* cited by examiner

FIG.1

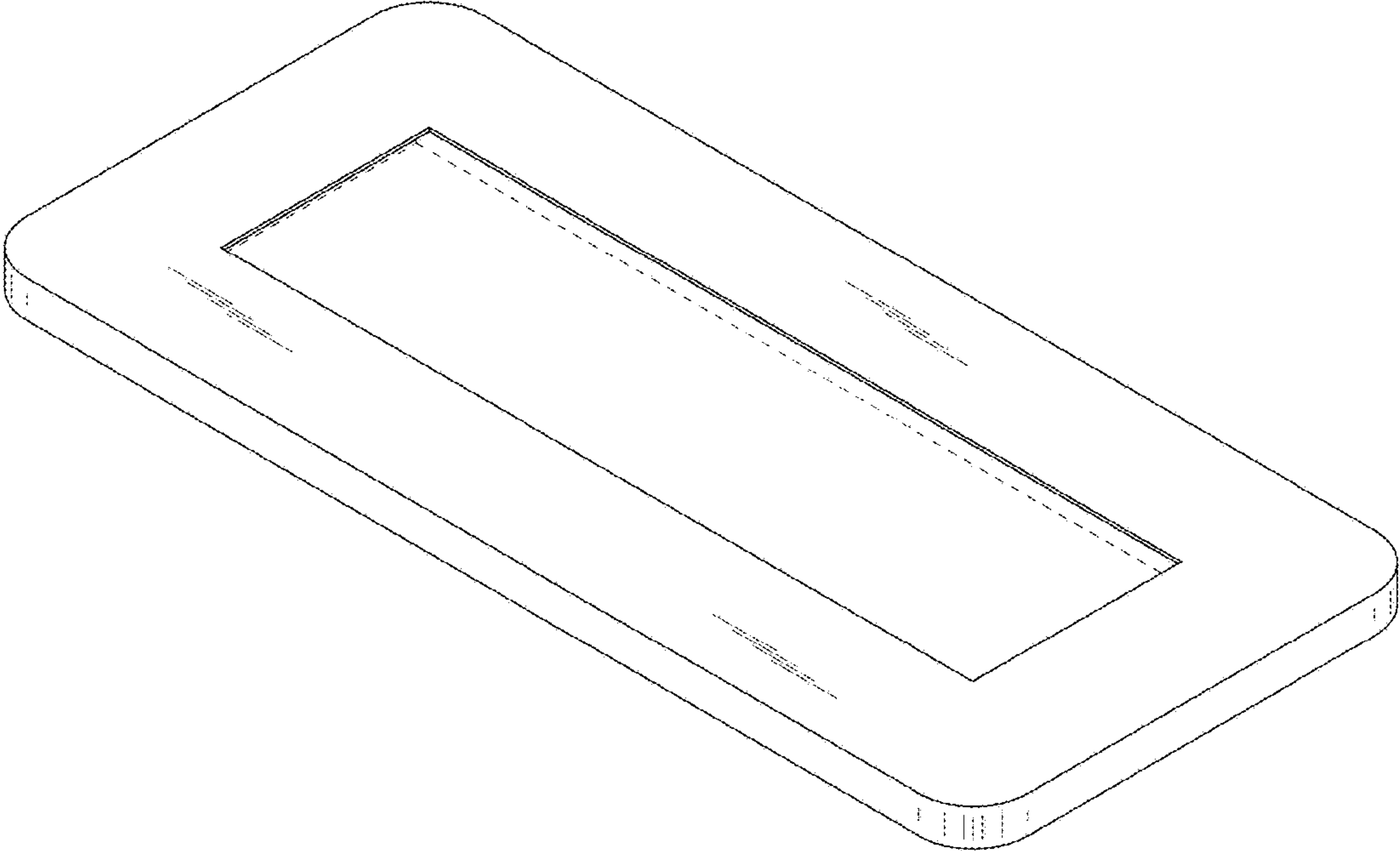


FIG.2




FIG.3




FIG.4



FIG.5

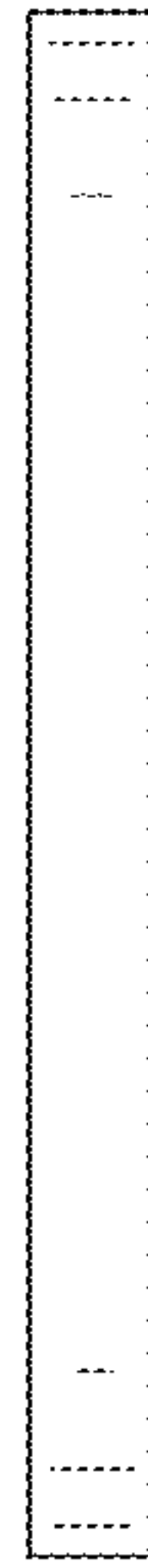


FIG.6




FIG.7

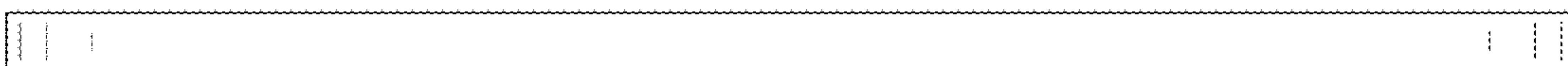


FIG.8

