

US00D804226S

(12) **United States Design Patent** (10) **Patent No.:** **US D804,226 S**
Hunt et al. (45) **Date of Patent:** **** Dec. 5, 2017**

(54) **SIDE TABLE**
(71) Applicant: **Holly Hunt Enterprises, Inc.**, Chicago, IL (US)
(72) Inventors: **Holly Hunt**, Chicago, IL (US); **Alberto Velez**, Chicago, IL (US)
(73) Assignee: **Holly Hunt Enterprises, Inc.**, Chicago, IL (US)

D539,569 S * 4/2007 Lewis D6/406.6
D581,701 S * 12/2008 Grubb D6/672
D621,178 S * 8/2010 Palmby D6/683.1
D640,069 S * 6/2011 Denk D6/672
D731,217 S * 6/2015 Versace D6/691

* cited by examiner

Primary Examiner — Mary Ann Calabrese

Assistant Examiner — Sloan Rozin

(74) *Attorney, Agent, or Firm* — Blank Rome LLP

(**) Term: **15 Years**

(21) Appl. No.: **29/566,227**

(22) Filed: **May 27, 2016**

(51) **LOC (10) Cl.** **06-03**

(52) **U.S. Cl.**
USPC **D6/687**

(58) **Field of Classification Search**
USPC D6/671, 675, 677, 685, 687, 690, 691,
D6/691.1, 691.2, 691.3, 691.4, 691.5,
D6/691.9, 693, 695, 695.2, 696, 697, 698,
D6/699, 699.2, 703, 707, 709, 709.2
CPC A47B 7/00; A47B 13/08; A47B 13/10;
A47B 21/00; A47B 2009/006; A47B
11/00

See application file for complete search history.

(56) **References Cited**

U.S. PATENT DOCUMENTS

D143,599 S * 1/1946 Karp 108/92
D155,284 S * 9/1949 Gershun D26/58
4,102,275 A * 7/1978 Spound A47B 45/00
108/102
D328,830 S * 8/1992 Allen D6/675.1
D488,005 S * 4/2004 Feng D6/687
D527,210 S * 8/2006 Berry D6/675.1

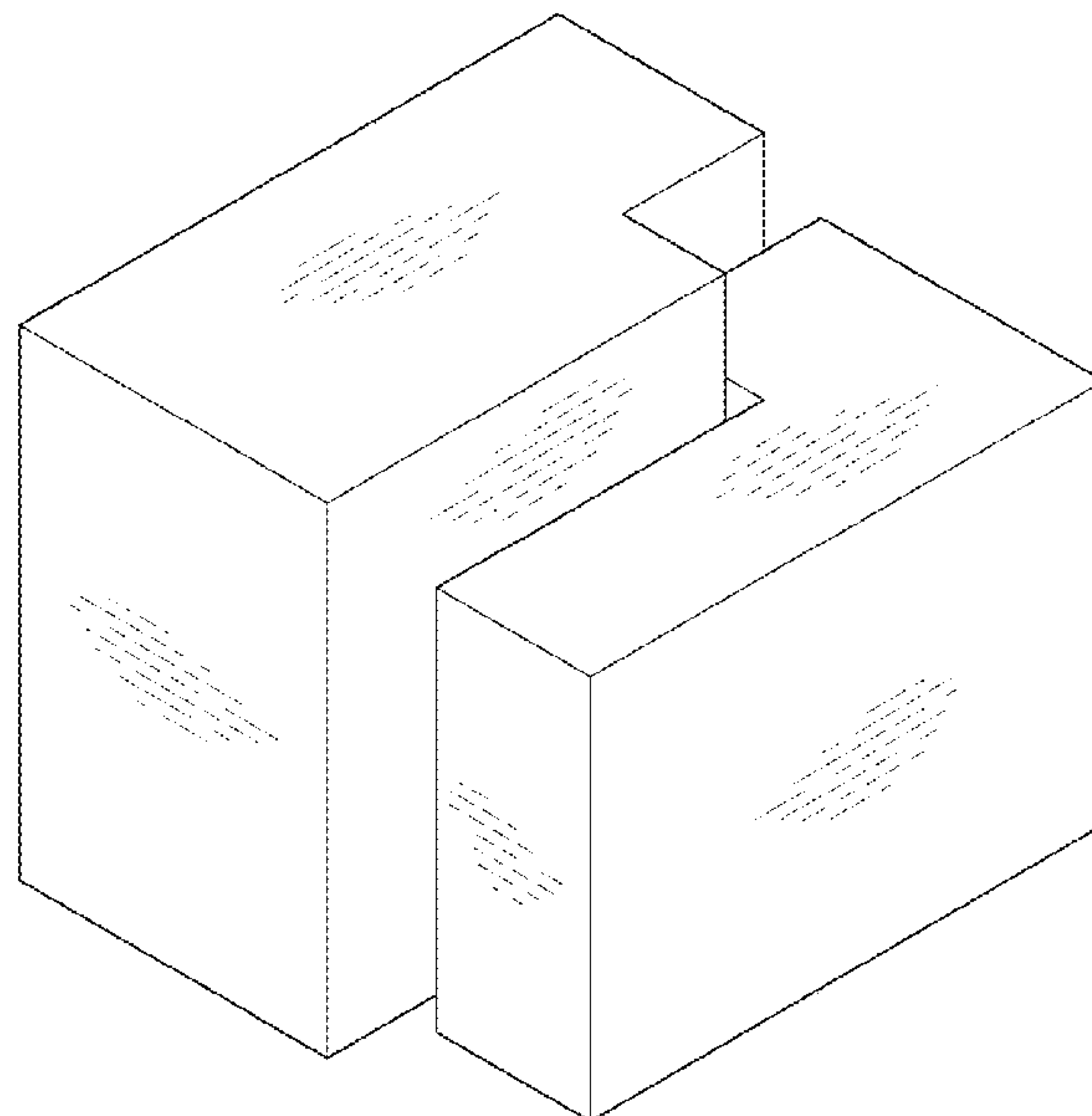
(57) **CLAIM**

The ornamental design for a side table, as shown and described.

DESCRIPTION

FIG. 1 is a perspective view of a side table in accordance with a first embodiment of the present design;
FIG. 2 is a front elevational view of the side table illustrated in FIG. 1;
FIG. 3 is a rear elevational view of the side table illustrated in FIG. 1;
FIG. 4 is a left side elevational view of the side table illustrated in FIG. 1;
FIG. 5 is a right side elevational view of the side table illustrated in FIG. 1;
FIG. 6 is a top plan view of the side table illustrated in FIG. 1; and,
FIG. 7 is an exploded view of the side table illustrated in FIG. 1; the bottom of the table, not shown, forms no part of the claimed design.
The broken lines in the figures show elements of the article that form no part of the claimed design.

1 Claim, 5 Drawing Sheets



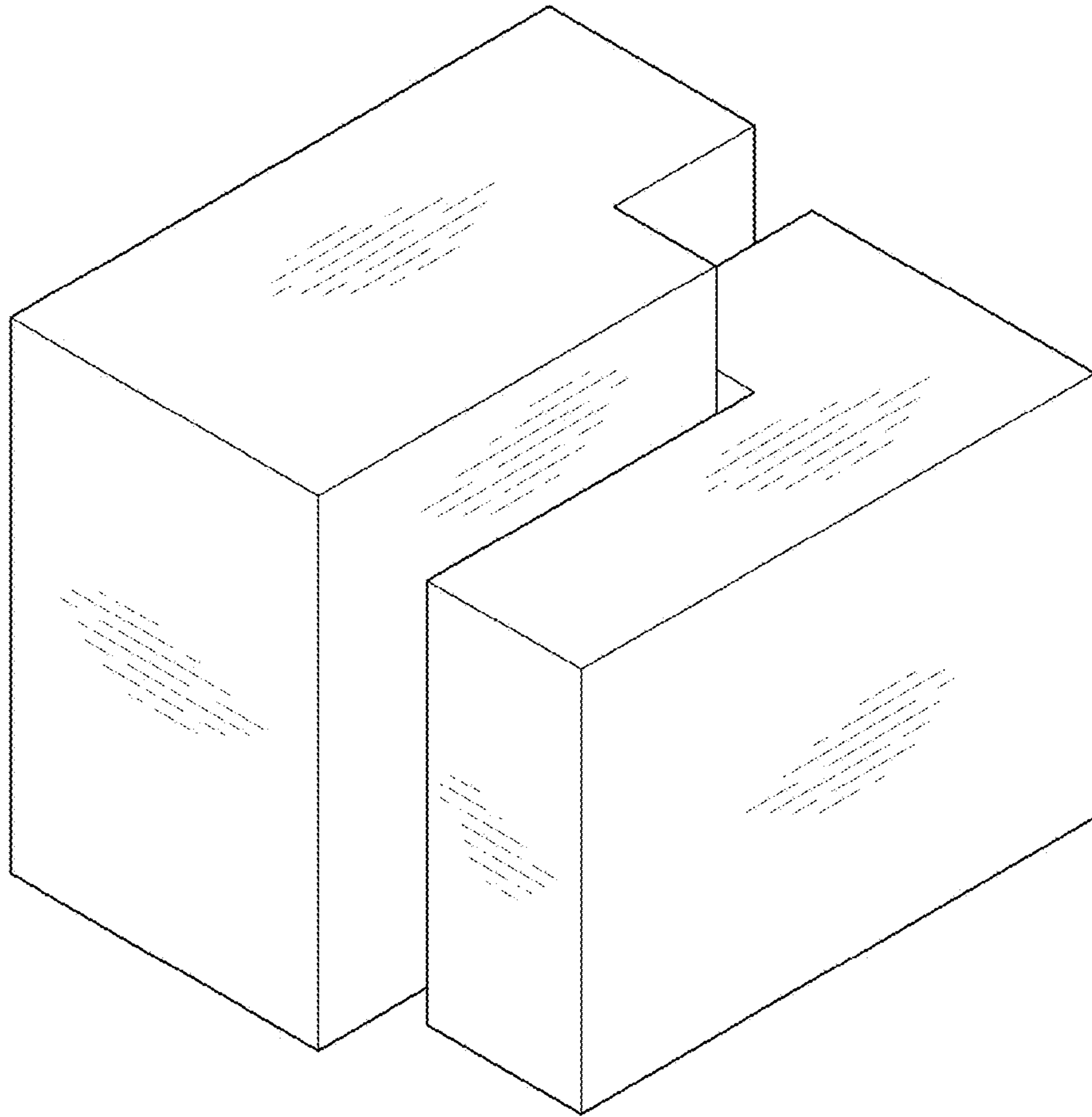


FIG. 1



FIG. 2




FIG. 3




FIG. 4




FIG. 5

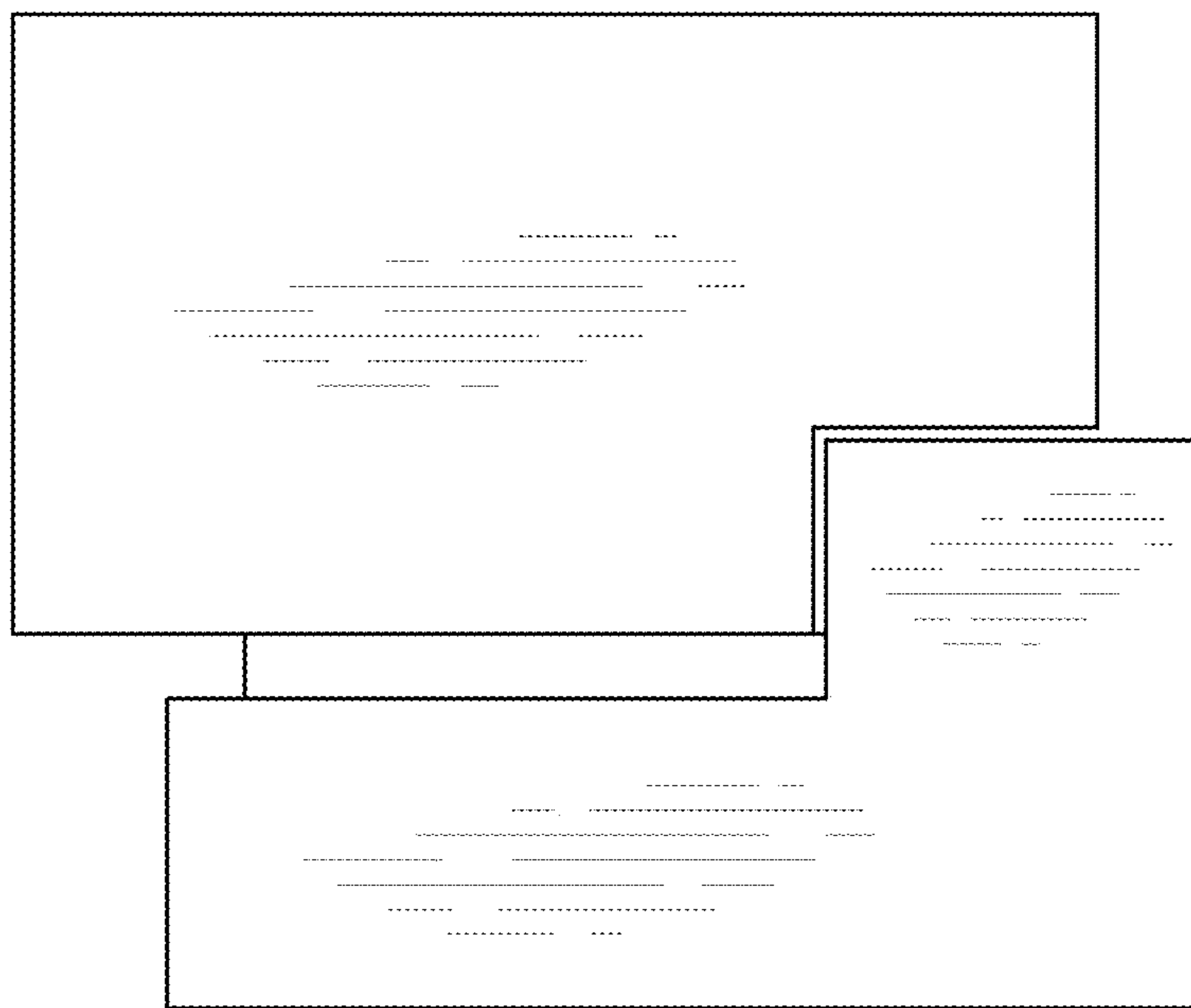


FIG. 6




FIG. 7