



US00D804217S

(12) **United States Design Patent**
Festa

(10) **Patent No.:** **US D804,217 S**
(45) **Date of Patent:** **** Dec. 5, 2017**

- (54) **CRIB**
- (71) Applicant: **ARTSANA S.P.A.**, Grandate (CO) (IT)
- (72) Inventor: **Antonella Festa**, Como (IT)
- (73) Assignee: **ARTSANA S.P.A.**, Grandate (IT)
- (**) Term: **15 Years**
- (21) Appl. No.: **29/581,225**
- (22) Filed: **Oct. 17, 2016**
- (30) **Foreign Application Priority Data**

Jul. 28, 2016 (EM) 003321934

- (51) **LOC (10) Cl.** **06-02**
- (52) **U.S. Cl.**
USPC **D6/391**
- (58) **Field of Classification Search**
USPC D6/382, 390, 391, 718.26
CPC A47D 7/00; A47D 7/03; A47D 9/00
See application file for complete search history.

(56) **References Cited**

U.S. PATENT DOCUMENTS

D320,316 S *	10/1991	Arnold	D6/390
D534,367 S *	1/2007	Peltonen	D6/331
D605,870 S *	12/2009	Bergkvist	D6/390
D678,693 S *	3/2013	Bergkvist	D6/390
D780,472 S *	3/2017	Behar	D6/390
D782,219 S *	3/2017	Aker	D6/390
2016/0286979 A1 *	10/2016	Sclare	A47D 9/00

OTHER PUBLICATIONS

Chicco Lullago Zip Crib, Chicco website, copyright 2016, site visited Aug. 25, 2017, available online at <https://www.chicco.it/prodotti/8058664077915.culla-lullago-zip.relax-e-nanna.culle-e-lettini.html>.*

Chicco LullaGo Deluxe Bassinet, ToysRUs website, site visited Aug. 25, 2017, available online at <https://www.toysrus.com/buy/play-yards/chicco-lullago-deluxe-bassinet-charcoal-0007977>*

Chicco LullaGo Travel Bassinet, Sweet Dreams Blog, Lisa Varley McCool, May 14, 2015, available online at <https://www.lisavarleymccool.com/blog/2015/5/14/sweet-dreamsreview-of-chicco-lullago->*

* cited by examiner

Primary Examiner — Cathron Brooks

(74) *Attorney, Agent, or Firm* — Pearne & Gordon LLP


(57) **CLAIM**

The ornamental design for a crib, as shown and described.

DESCRIPTION

FIG. 1 is a front-top-right side perspective view of a crib in an extended condition, showing my new design;
FIG. 2 is a front view thereof;
FIG. 3 is a left side view thereof;
FIG. 4 is a right side view thereof;
FIG. 5 is a top view thereof;
FIG. 6 is a bottom view thereof;
FIG. 7 is a front-top-right side perspective view of the crib of FIG. 1, in an unextended condition;
FIG. 8 is a front view of the crib of FIG. 7;
FIG. 9 is a left side view of the crib of FIG. 7;
FIG. 10 is a right side view of the crib of FIG. 7;
FIG. 11 is a top view of the crib of FIG. 7; and,
FIG. 12 is a bottom view of the crib of FIG. 7.

1 Claim, 12 Drawing Sheets






FIG. 1




FIG. 2




FIG. 3




FIG. 4

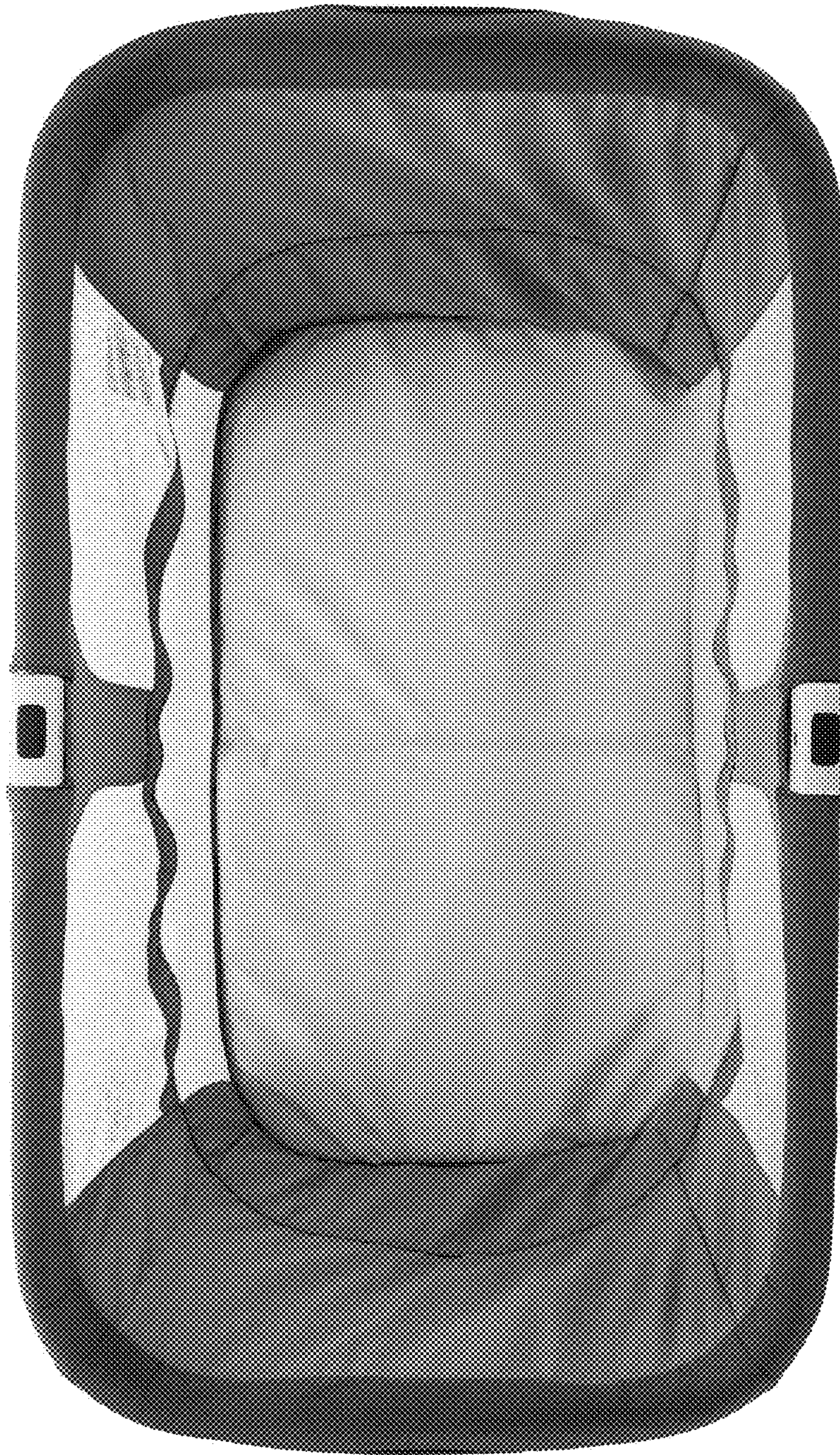


FIG. 5




FIG. 6



FIG. 7




FIG. 8




FIG. 9




FIG. 10

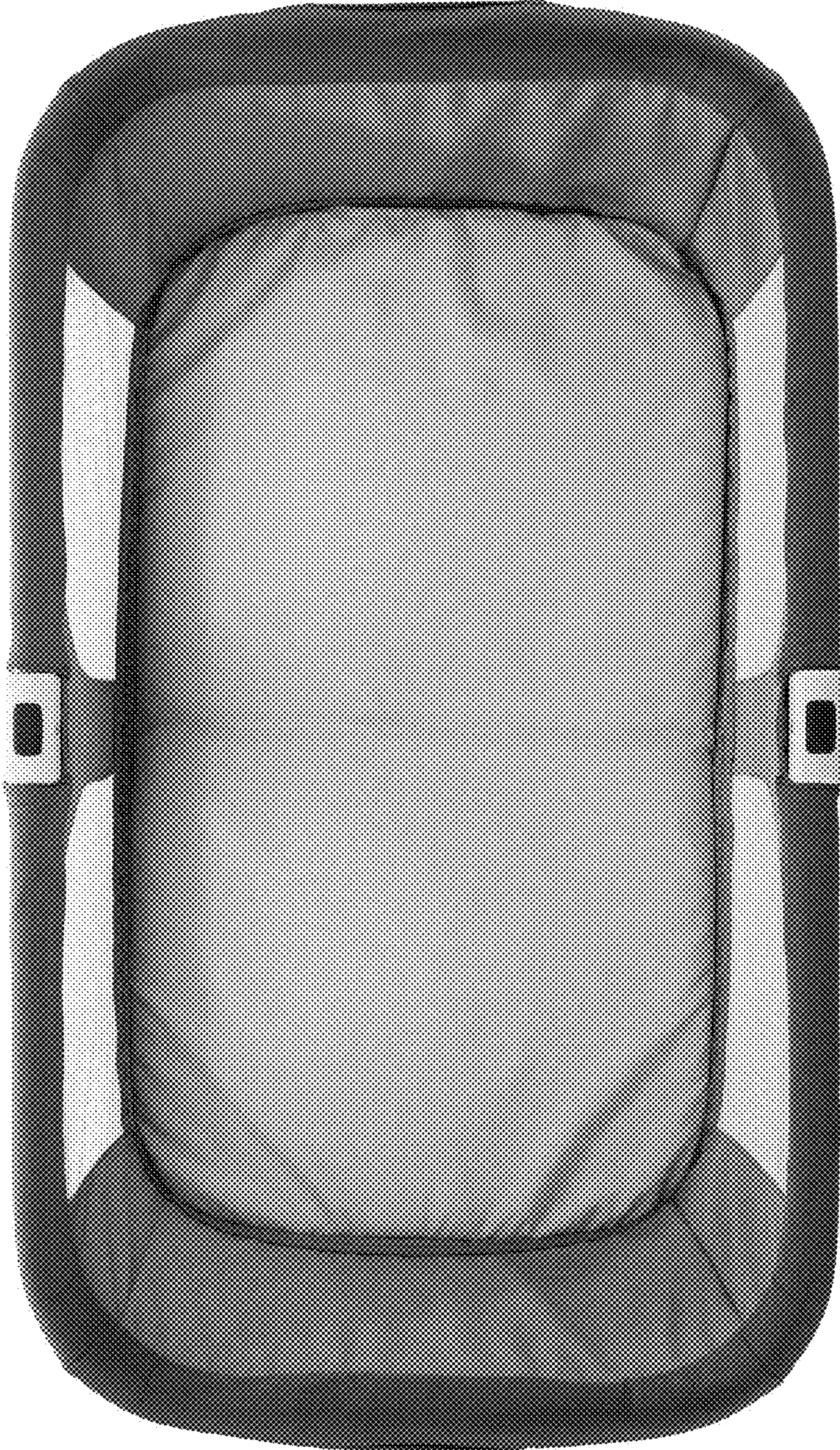


FIG. 11




FIG. 12