



US00D804205S

(12) **United States Design Patent**  
**Godard et al.**

(10) **Patent No.:** **US D804,205 S**

(45) **Date of Patent:** **\*\* Dec. 5, 2017**

(54) **SEAT FOR A MOTOR VEHICLE**

(71) Applicant: **Dr. Ing. h.c.F. Porsche**  
**Aktiengesellschaft, Stuttgart (DE)**

(72) Inventors: **Felix Godard**, Leonberg-Gebersheim  
(DE); **Thorsten Klein**, Grafenau (DE)

(73) Assignee: **DR. ING. H.C.F. PORSCHE**  
**AKTIENGESELLSCHAFT, Stuttgart**  
(DE)

(\*\*) Term: **15 Years**

(21) Appl. No.: **29/548,902**

(22) Filed: **Dec. 17, 2015**

(30) **Foreign Application Priority Data**

Jun. 29, 2015 (DE) ..... 40 2015 100 603

(51) **LOC (10) Cl.** ..... **06-01**

(52) **U.S. Cl.**  
USPC ..... **D6/356**

(58) **Field of Classification Search**  
USPC ..... D6/334, 335, 336, 367, 368, 374, 375,  
D6/708.21, 716, 716.1, 716.2, 716.3,  
D6/716.4, 16.5, 356  
CPC .. A47C 7/022; A47C 7/18; A47C 7/40; A47C  
7/383; B60N 2/22; B60N 2/48; B60N  
2/66; B60N 2/449; B60N 2/4882; B60N  
2/067; B60N 2/0715  
See application file for complete search history.

(56) **References Cited**

**U.S. PATENT DOCUMENTS**

D317,533 S \* 6/1991 Beermann ..... D6/356  
D317,534 S \* 6/1991 Hansel ..... D6/333  
D321,992 S \* 12/1991 Butler ..... D12/133  
D355,986 S \* 3/1995 Myers ..... D6/333

D356,694 S \* 3/1995 Armbrecht ..... D6/334  
D358,262 S \* 5/1995 Smoczynski ..... D6/334  
D396,152 S \* 7/1998 Beermann ..... D6/356  
D404,209 S \* 1/1999 Hunsaker ..... D6/334  
D453,425 S \* 2/2002 Clarke ..... D6/356  
D465,344 S \* 11/2002 Siegert ..... D6/356  
D504,579 S \* 5/2005 Beermann ..... D6/356  
D509,077 S \* 9/2005 Beermann ..... D6/356  
D513,565 S \* 1/2006 Juraschek ..... D6/356  
D536,185 S \* 2/2007 Ritzel ..... D6/356  
D562,576 S \* 2/2008 Ritzel ..... D6/356  
D574,619 S \* 8/2008 Maezono ..... D6/356  
D579,219 S \* 10/2008 Schrodel ..... D6/356  
D587,025 S \* 2/2009 Juraschek ..... D6/356  
D651,002 S \* 12/2011 Fleming ..... D6/356  
D657,579 S \* 4/2012 Klein ..... D6/356  
D665,181 S \* 8/2012 Crepeau ..... D6/356  
D677,067 S \* 3/2013 Yamanaka ..... D6/356  
D685,586 S \* 7/2013 Klein ..... D6/356  
D694,031 S \* 11/2013 Ritzel ..... D6/356  
D696,035 S \* 12/2013 Hatter ..... D6/356

(Continued)

*Primary Examiner* — Manpreet Matharu

*Assistant Examiner* — Keith Wilson

(74) *Attorney, Agent, or Firm* — Gerald E. Hespos;  
Michael J. Porco; Matthew T. Hespos

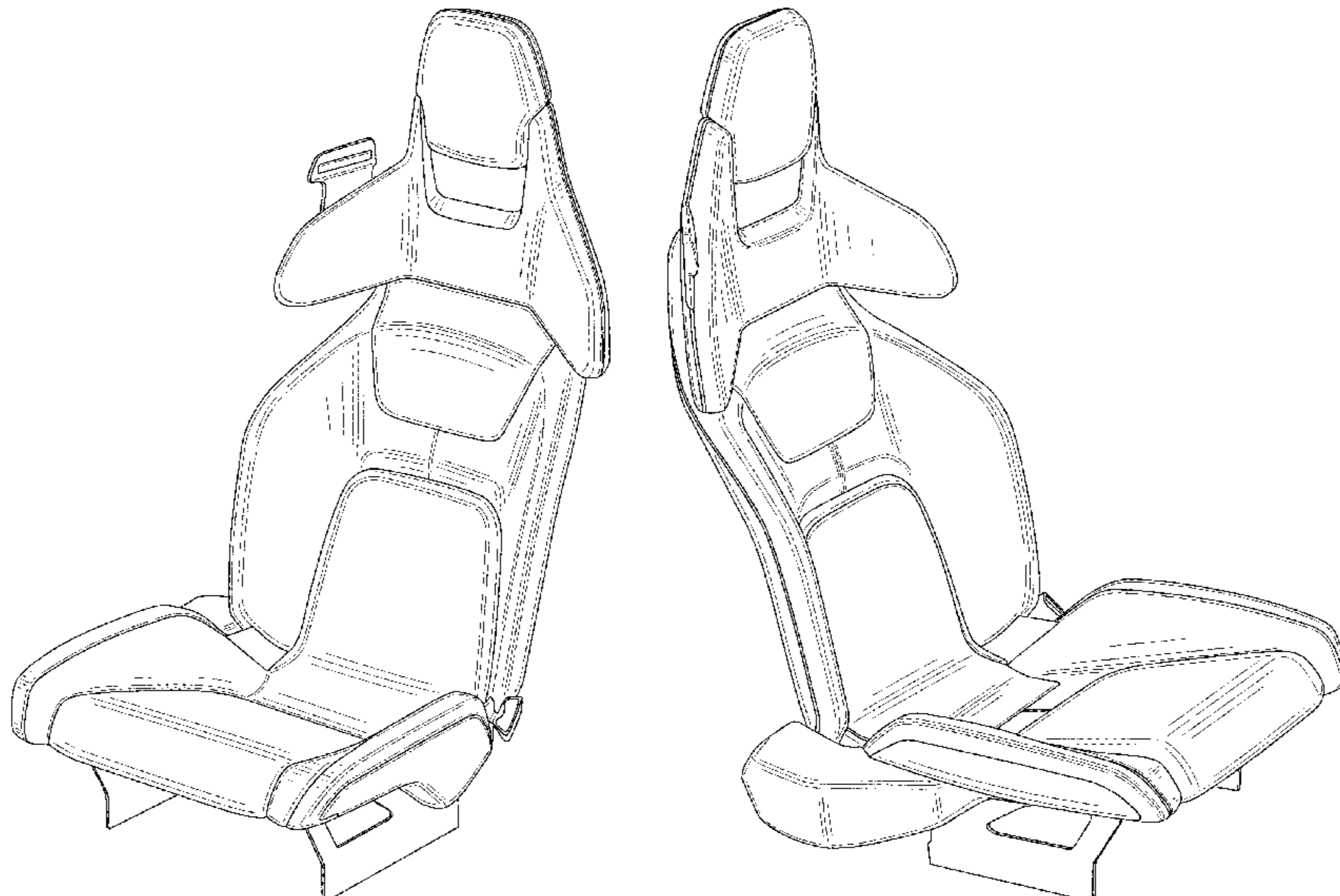
(57) **CLAIM**

The ornamental design for a seat for a motor vehicle, as shown and described.

**DESCRIPTION**

FIG. 1 is a front left side perspective view of a seat for a motor vehicle in accordance with my design;  
FIG. 2 is a front right side perspective thereof;  
FIG. 3 is a front elevational view thereof;  
FIG. 4 is a rear elevational view thereof;  
FIG. 5 is a top plan view thereof;  
FIG. 6 is a bottom plan view thereof;  
FIG. 7 is a right side elevational view thereof; and,  
FIG. 8 is a left side elevational view thereof.

**1 Claim, 8 Drawing Sheets**



(56)

**References Cited**

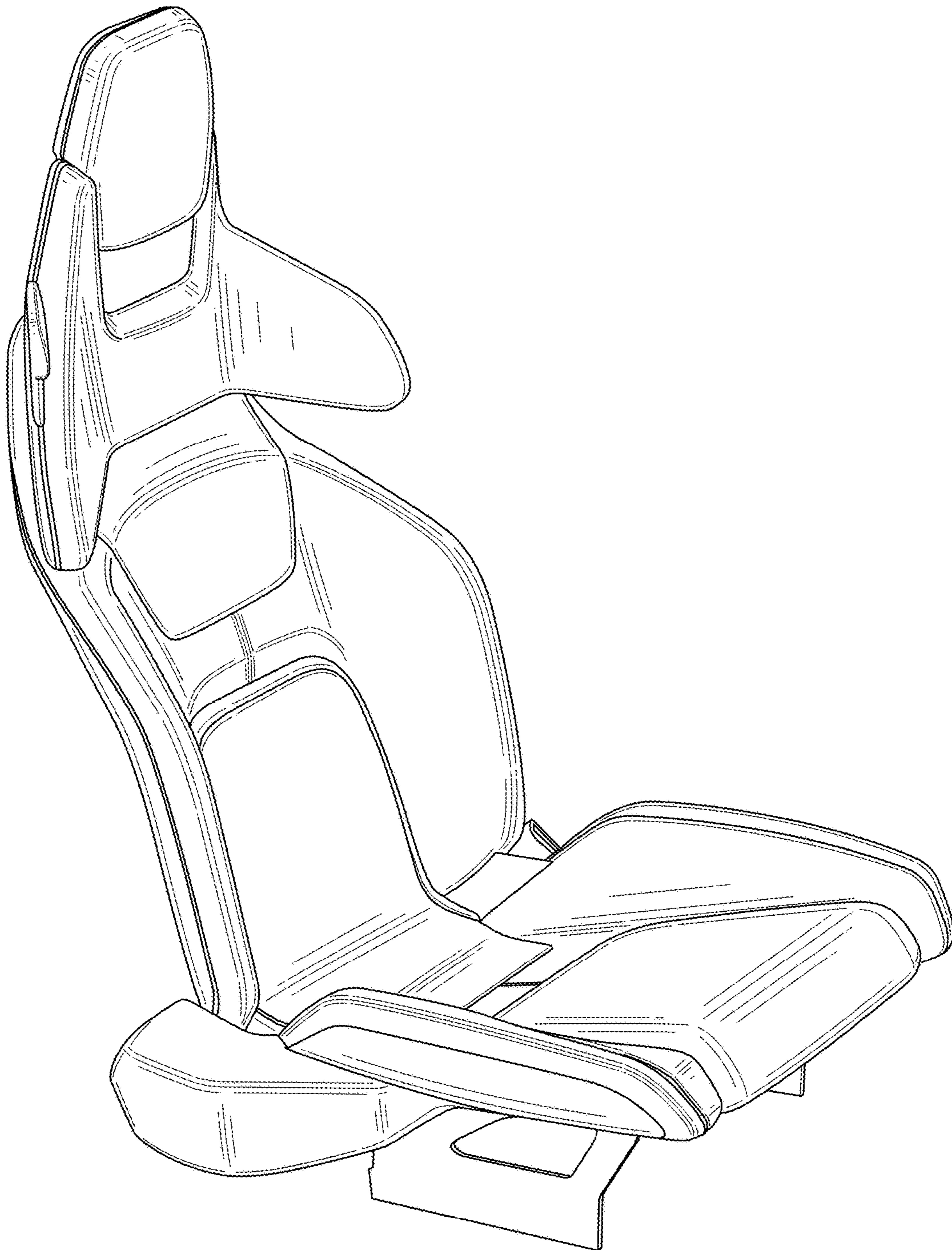
U.S. PATENT DOCUMENTS

D710,119	S *	8/2014	Tilscher .....	D6/356
D711,125	S *	8/2014	Nishida .....	D6/356
D723,824	S *	3/2015	Persson .....	D6/356
D723,825	S *	3/2015	Persson .....	D6/356
D749,332	S *	2/2016	Prince .....	D6/356
D750,926	S *	3/2016	Line .....	D6/716.1
D750,927	S *	3/2016	Line .....	D6/716.4
D752,353	S *	3/2016	Owaku .....	D6/356
2011/0057498	A1 *	3/2011	Fujita .....	B60N 2/0705 297/452.18
2014/0203611	A1 *	7/2014	Kondrad .....	B60N 2/22 297/354.12
2014/0361590	A1 *	12/2014	Line .....	B60N 2/449 297/284.9
2015/0115678	A1 *	4/2015	Hosbach .....	A47C 7/467 297/284.6

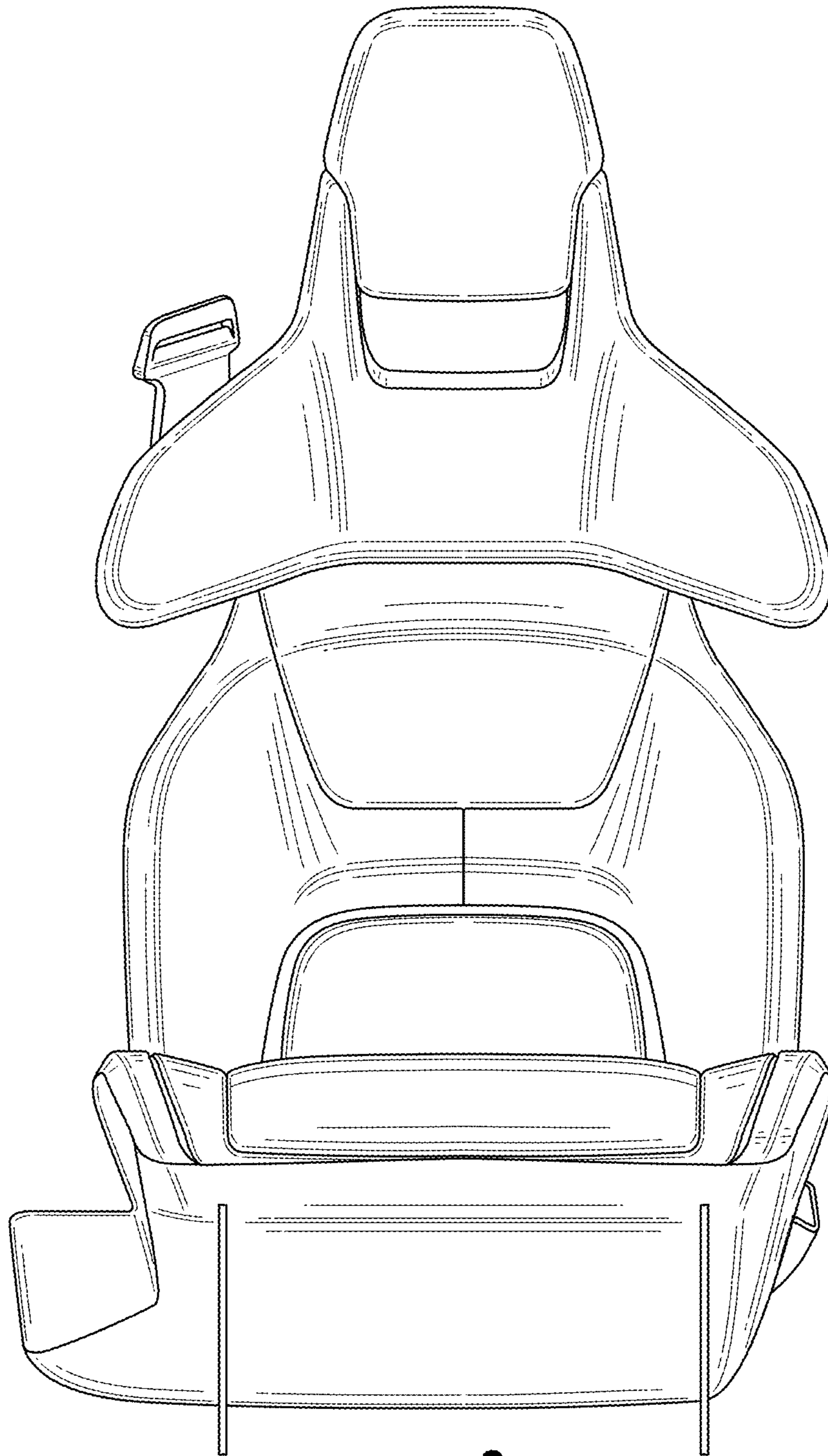
\* cited by examiner



FIG. 1



**FIG. 2**



**FIG. 3**

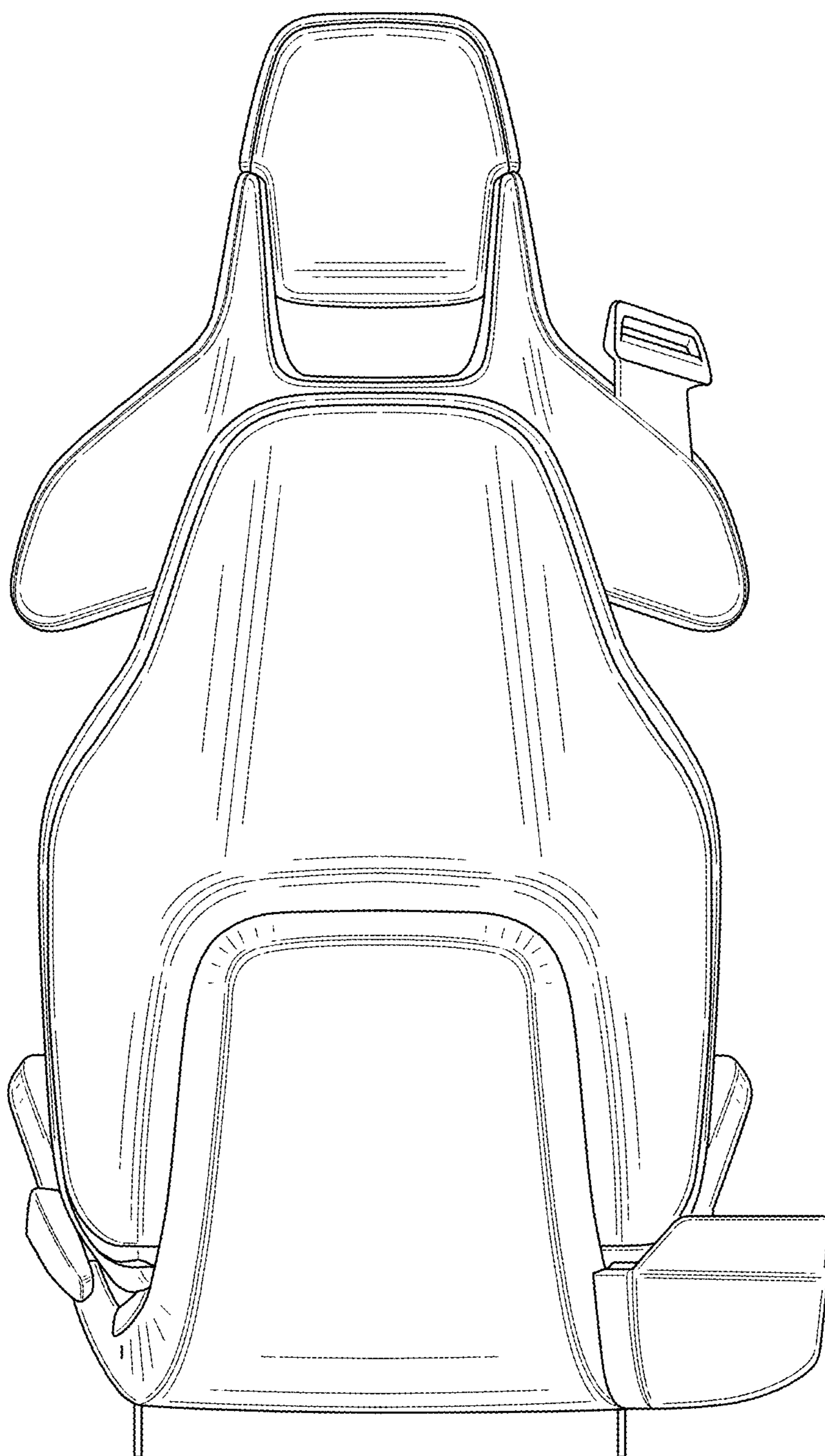
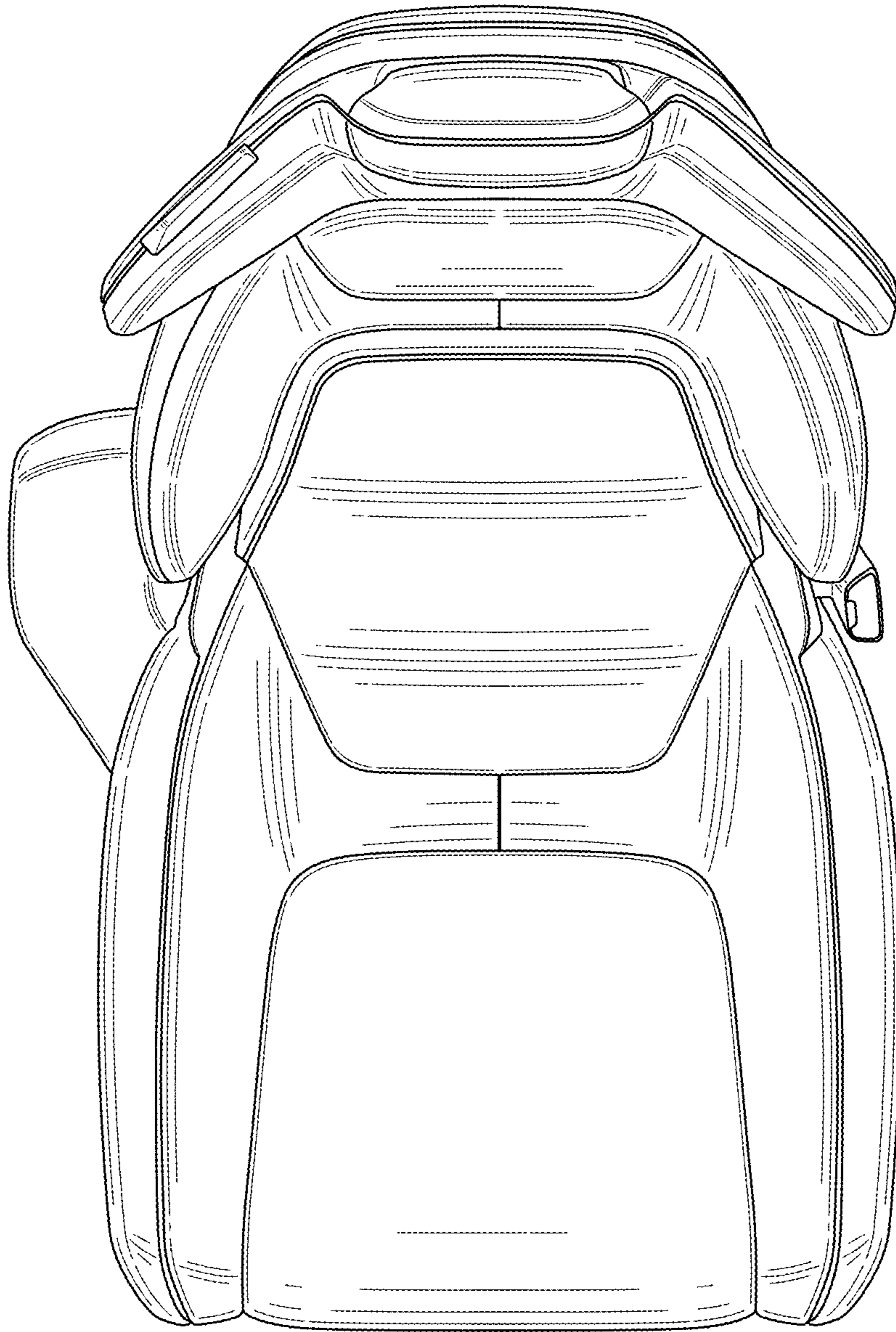


FIG. 4

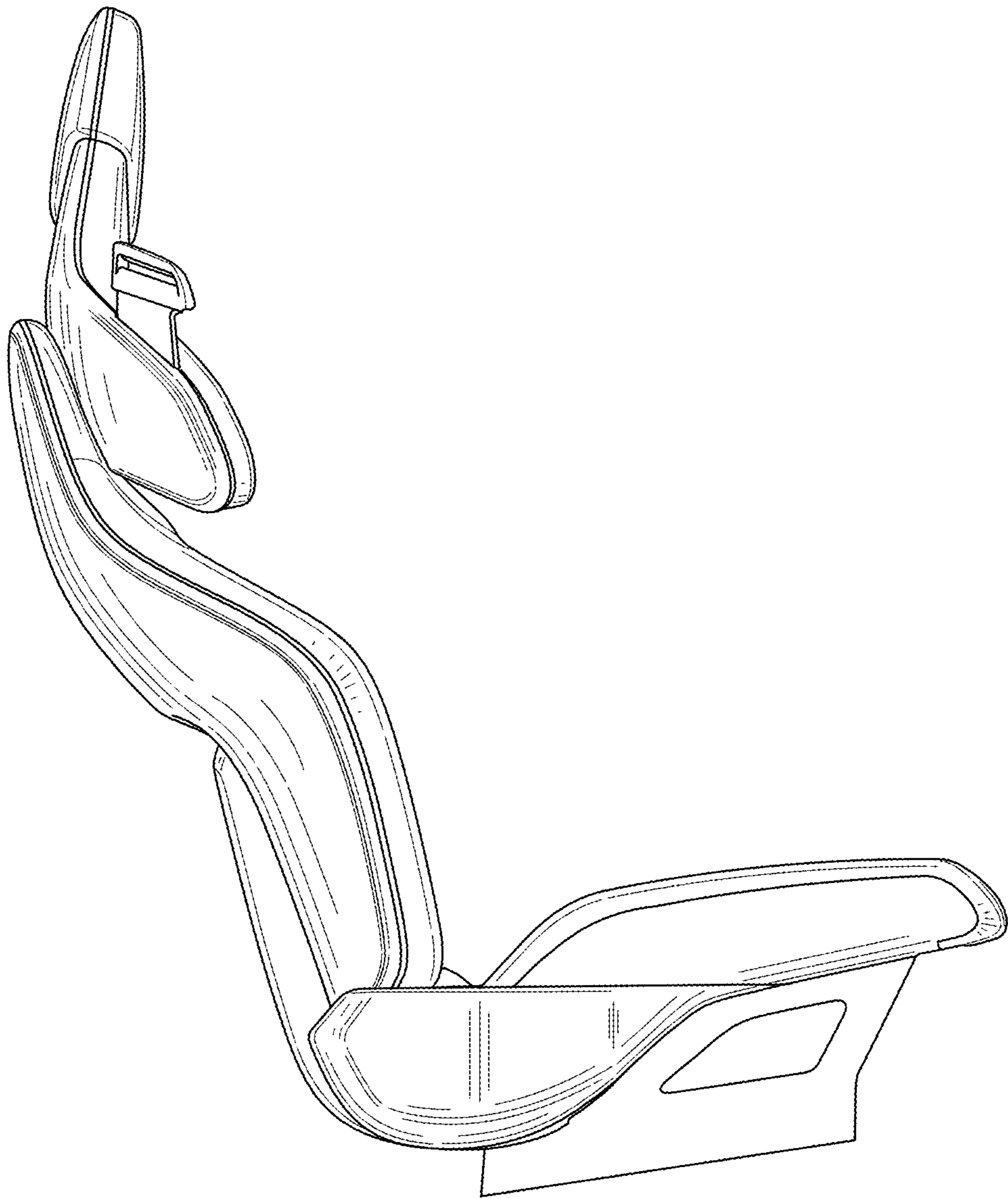


**FIG. 5**



**FIG. 6**





**FIG. 7**

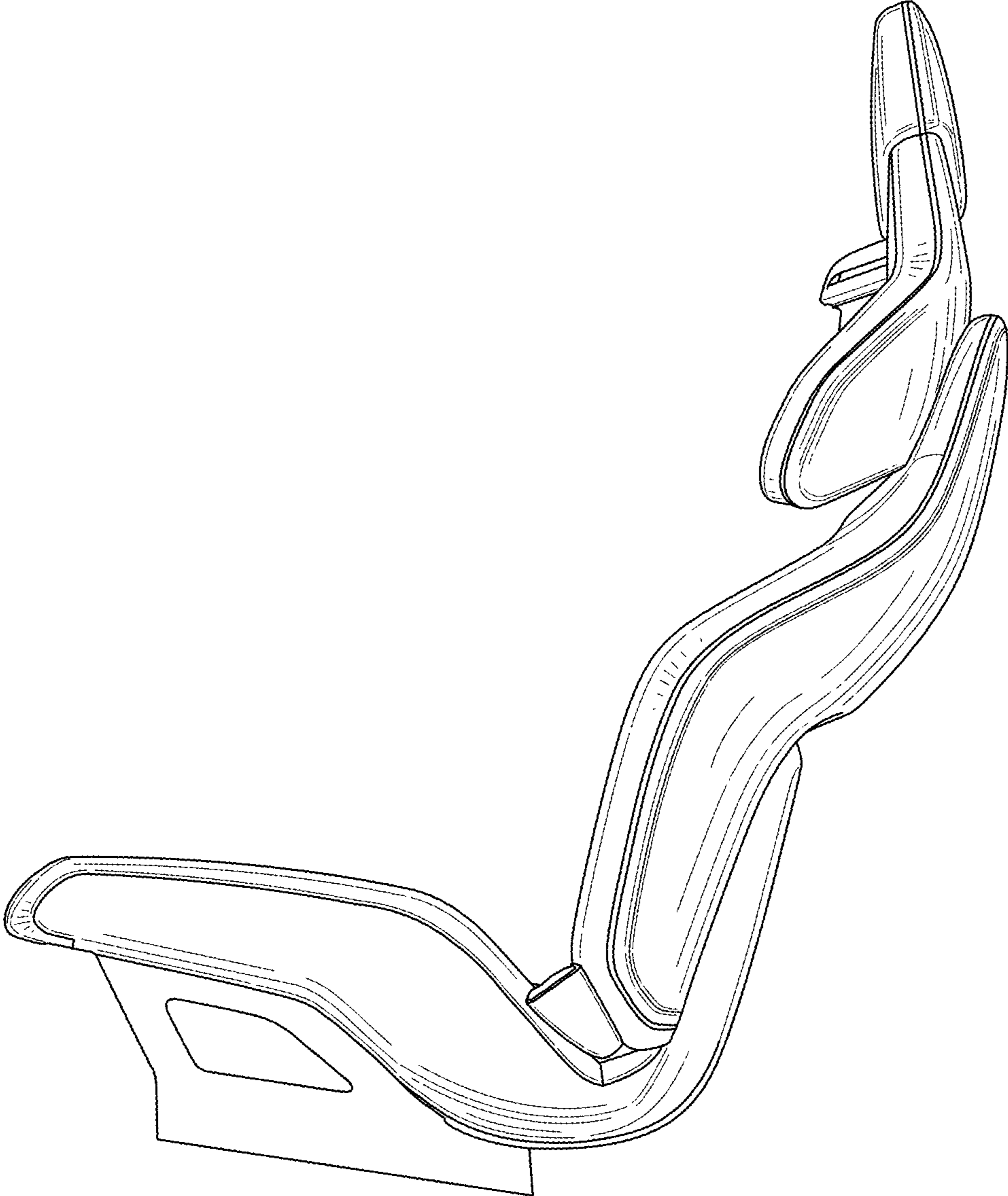


FIG. 8