



US00D804199S

(12) **United States Design Patent** (10) **Patent No.:** **US D804,199 S**  
**Jones** (45) **Date of Patent:** **\*\* Dec. 5, 2017**

- (54) **GARMENT HANGER**
- (71) Applicant: **Mainetti GMBH**, Detmold (DE)
- (72) Inventor: **Michael Edward Jones**, Denbighshire (GB)
- (73) Assignee: **MAINETTI GMBH** (DE)
- (\*\*) Term: **15 Years**
- (21) Appl. No.: **29/590,517**
- (22) Filed: **Jan. 11, 2017**

**Related U.S. Application Data**

- (62) Division of application No. 35/500,112, filed on Aug. 7, 2015 (U.S. filing date under 35 U.S.C. 384), and having an international filing date of Aug. 7, 2015, now Pat. No. Des. 779,838.

(30) **Foreign Application Priority Data**

Feb. 7, 2015 (GB) ..... 4039334  
 Feb. 7, 2015 (GB) ..... 4039336

- (51) **LOC (10) Cl.** ..... **06-08**

- (52) **U.S. Cl.**  
USPC ..... **D6/326**

- (58) **Field of Classification Search**  
USPC ..... D6/315, 317-319, 325, 326, 328  
CPC ..... A47G 21/00; A47G 21/02; A47G 21/14;  
A47G 21/1407; A47G 21/28; A47G  
21/30; A47G 21/36; A47G 21/48; A47G  
21/482

See application file for complete search history.

(56) **References Cited**

**U.S. PATENT DOCUMENTS**

2,723,787 A 11/1955 Irving  
 3,738,549 A 6/1973 Driscoll

4,157,776 A 6/1979 Dolan  
 D466,704 S \* 12/2002 Hawkins ..... D6/326  
 D502,007 S 2/2005 Schultz et al.

(Continued)

*Primary Examiner* — Mary Ann Calabrese  
 (74) *Attorney, Agent, or Firm* — The Belles Group, P.C.

(57) **CLAIM**

I claim the ornamental design for a garment hanger, as shown and described.

**DESCRIPTION**

The patent or application file contains at least one drawing executed in color. Copies of this patent or patent application publication with color drawing(s) will be provided by the Office upon request and payment of the necessary fee.

FIG. 1 is a perspective view of a garment hanger according to a first embodiment of the new design.

FIG. 2 is a front view of the garment hanger of FIG. 1.

FIG. 3 is a top view of the garment hanger of FIG. 1.

FIG. 4 is a left-side view of the garment hanger of FIG. 1.

FIG. 5 is a rear view the garment hanger of FIG. 1.

FIG. 6 is a bottom view of the garment hanger of FIG. 1.

FIG. 7 is a right-side view of the garment hanger of FIG. 1.

FIG. 8 is a perspective view of a garment hanger according to a second embodiment of the new design.

FIG. 9 is a front view of the garment hanger of FIG. 8.

FIG. 10 is a top view of the garment hanger of FIG. 8.

FIG. 11 is a left-side view of the garment hanger of FIG. 8.

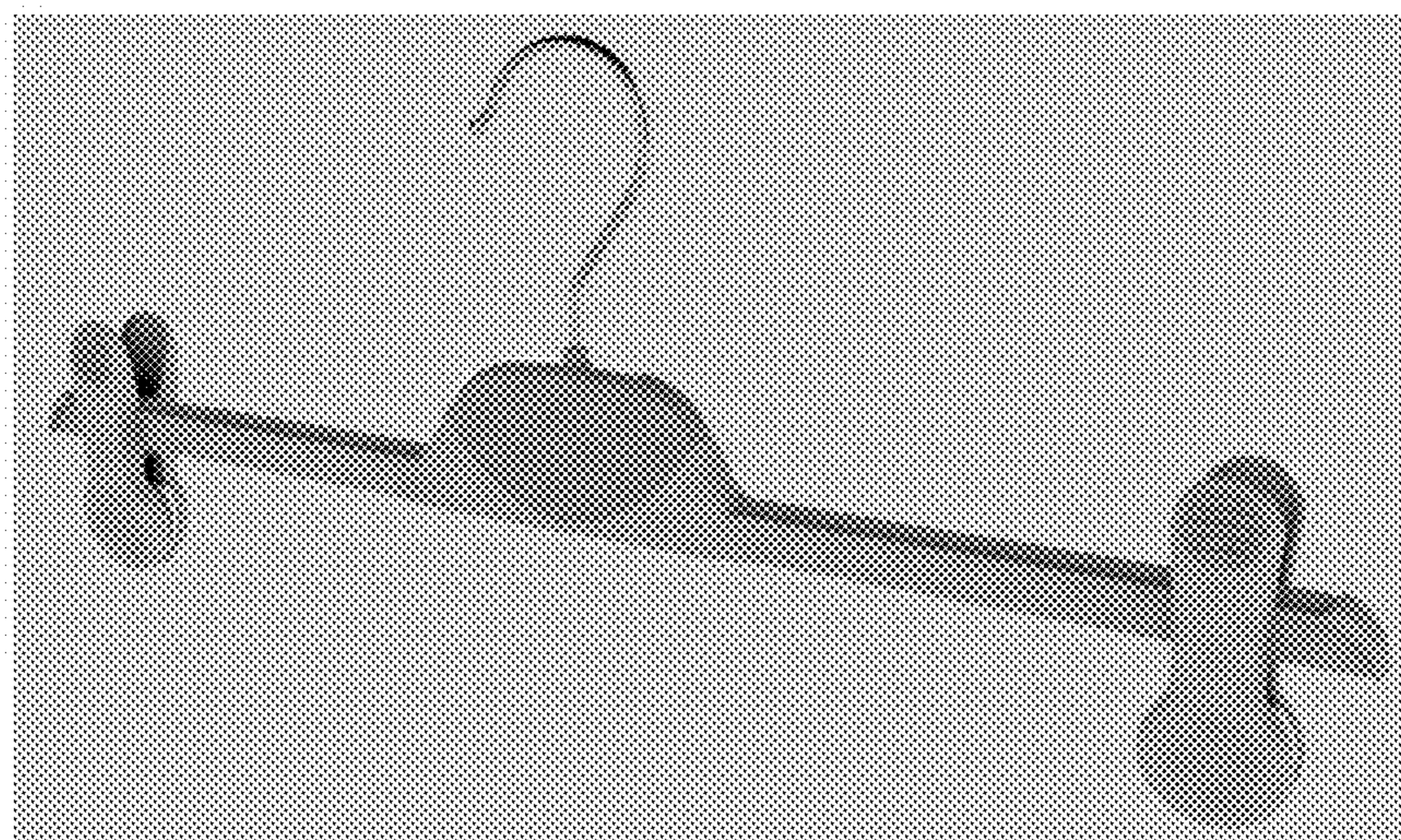
FIG. 12 is a rear view the garment hanger of FIG. 8.

FIG. 13 is a bottom view of the garment hanger of FIG. 8; and,

FIG. 14 is a right-side view of the garment hanger of FIG. 8.

The hook portion of the design that is shown in blue wash is excluded from protection.

**1 Claim, 14 Drawing Sheets**  
**(14 of 14 Drawing Sheet(s) Filed in Color)**



(56)

**References Cited**

U.S. PATENT DOCUMENTS

D502,009	S	2/2005	Gouldson	
D504,024	S *	4/2005	Mainetti .....	D6/326
D569,631	S *	5/2008	Hansen .....	D6/326
D586,568	S *	2/2009	Jones .....	D6/326
7,537,142	B2	5/2009	Yau et al.	
D605,416	S *	12/2009	Warren .....	D6/328
D607,217	S	1/2010	Warren	
D654,276	S	2/2012	Jones	
D722,236	S	2/2015	Jones	
D727,633	S *	4/2015	Atkinson .....	D6/323
D759,391	S	6/2016	Jones	
D759,983	S	6/2016	Shallcross	
D779,838	S *	2/2017	Jones .....	D6/318
2003/0209577	A1	11/2003	Gouldson et al.	
2010/0006608	A1	1/2010	Domb	
2015/0028066	A1	1/2015	Zechini	
2015/0297011	A1	10/2015	Jones	

\* cited by examiner

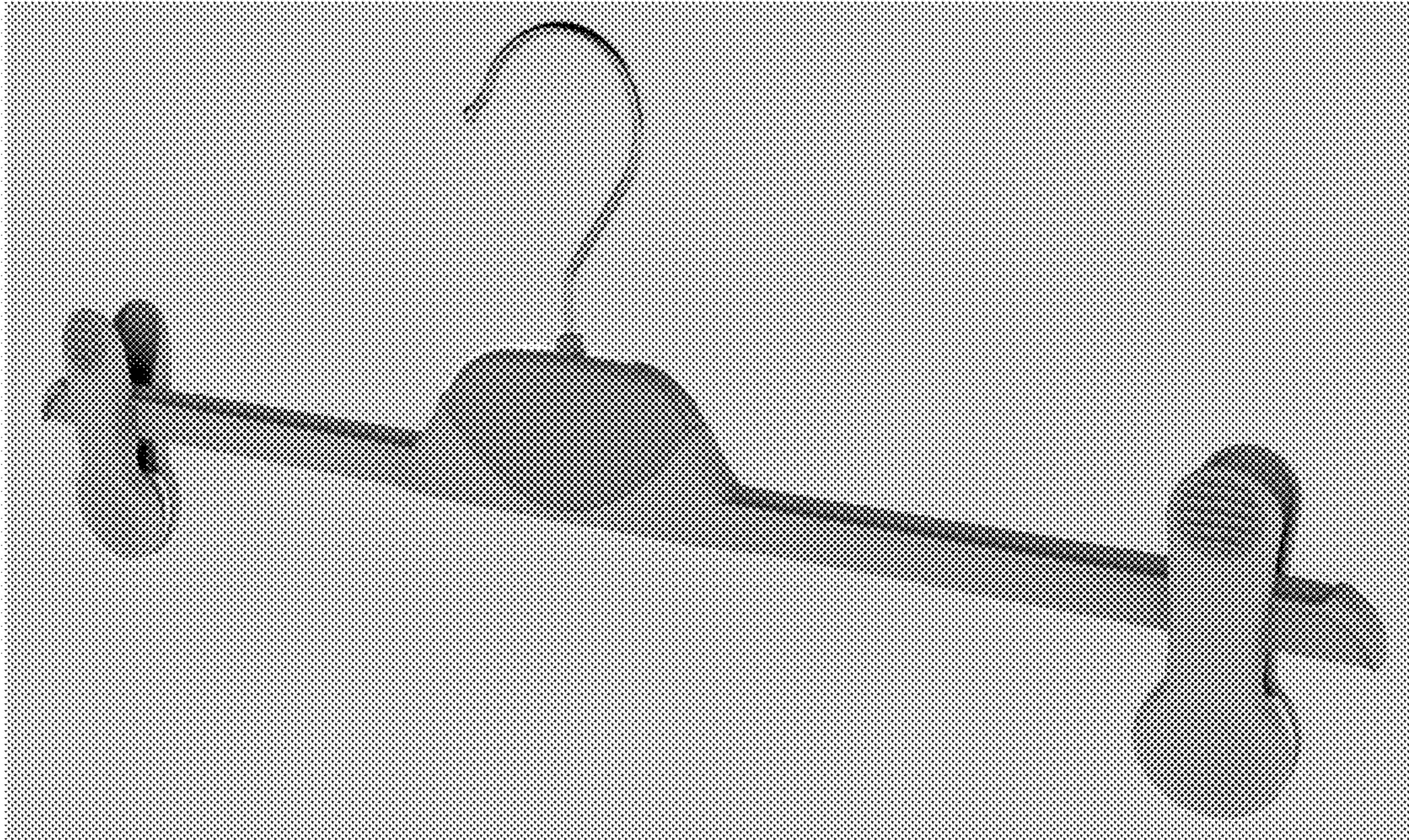


FIG. 1

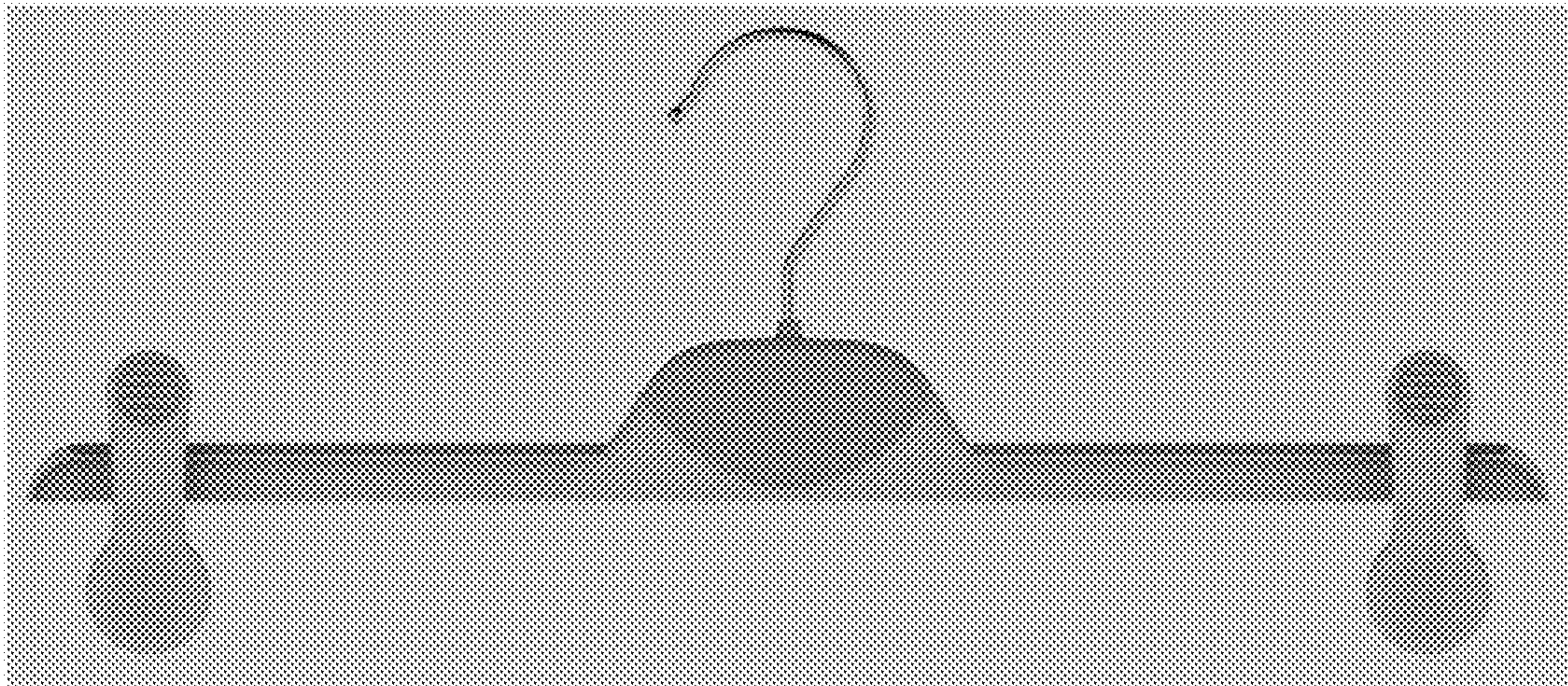


FIG. 2




FIG. 3




FIG. 4

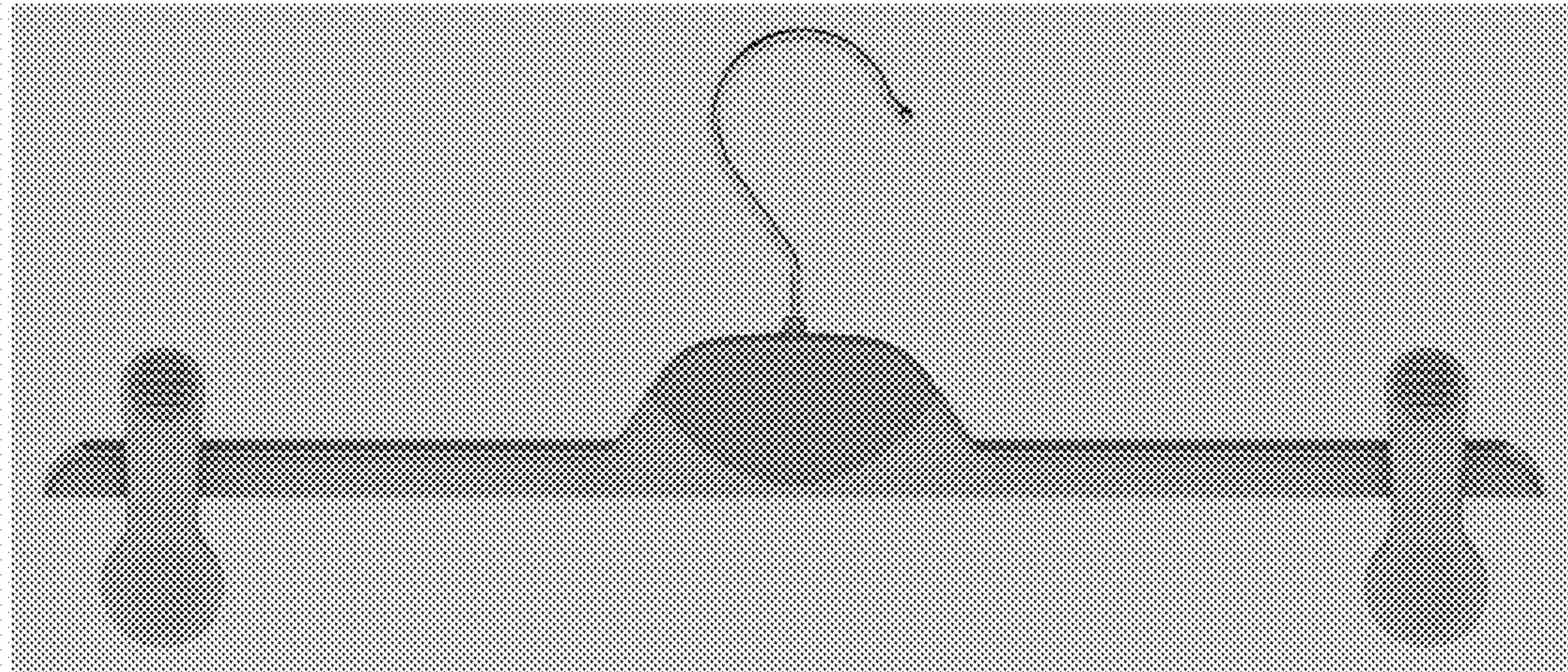


FIG. 5




FIG. 6






FIG. 7

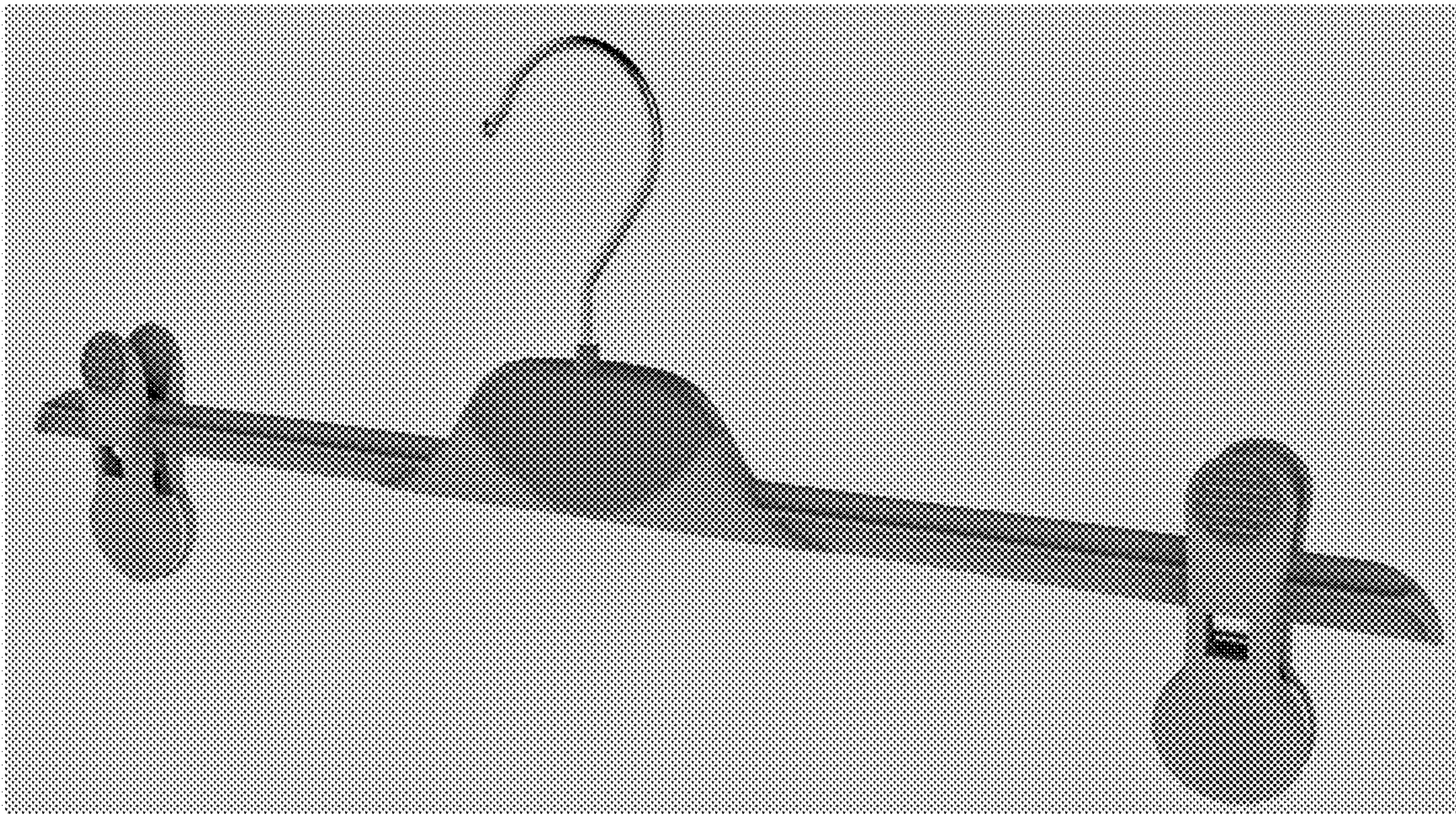


FIG. 8

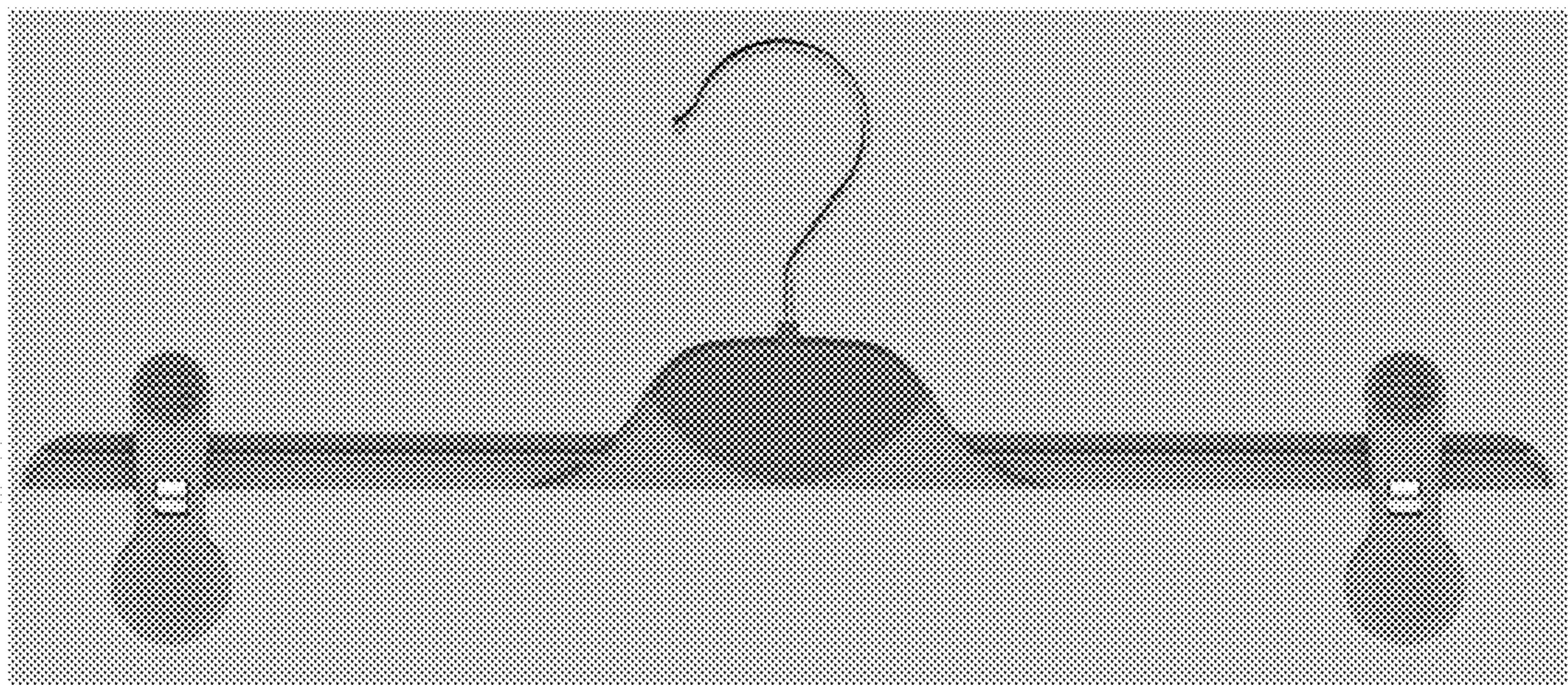


FIG. 9




FIG. 10




FIG. 11

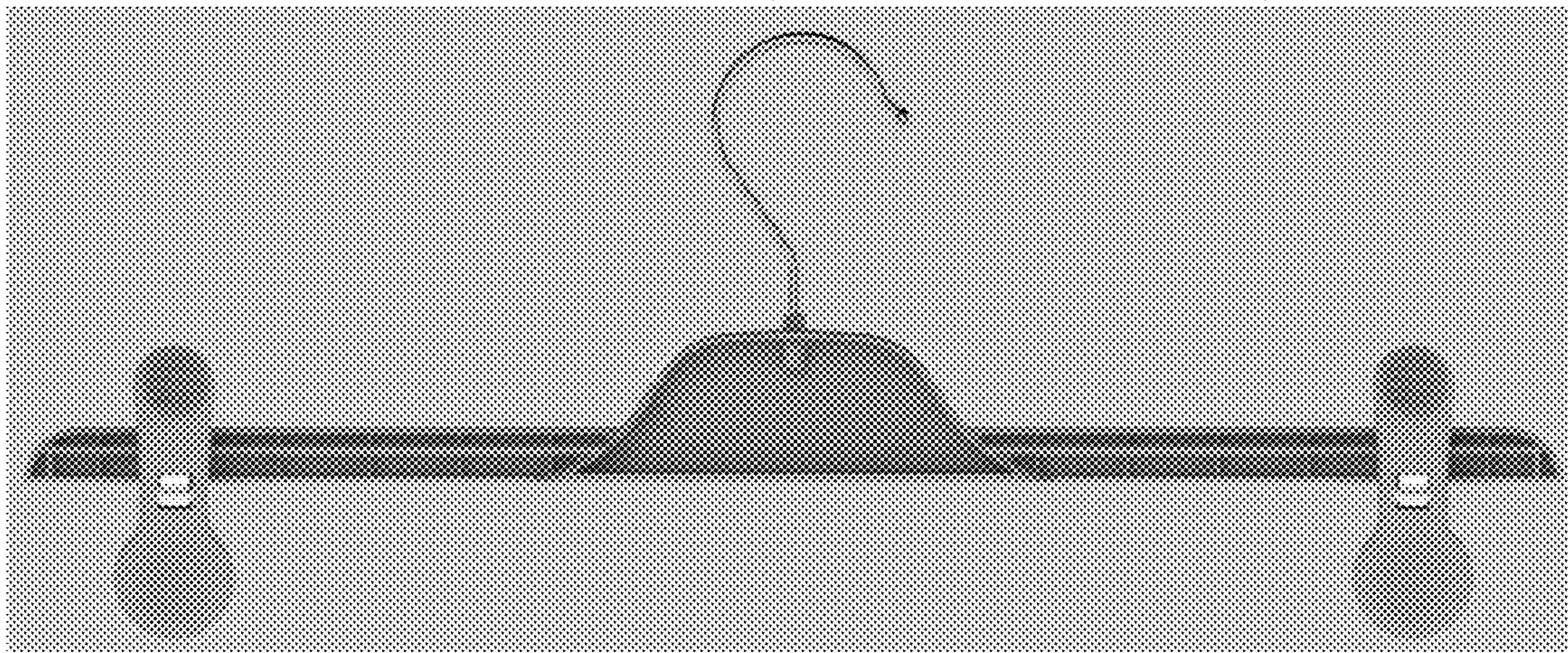


FIG. 12



FIG. 13




FIG. 14