



US00D804198S

(12) **United States Design Patent** (10) **Patent No.:** **US D804,198 S**
Jones (45) **Date of Patent:** **** Dec. 5, 2017**

- (54) **GARMENT HANGER**
- (71) Applicant: **Mainetti GMBH**, Detmold (DE)
- (72) Inventor: **Michael Edward Jones**, Denbighshire (GB)
- (73) Assignee: **MAINETTI GMBH** (DE)
- (**) Term: **15 Years**
- (21) Appl. No.: **29/590,520**
- (22) Filed: **Jan. 11, 2017**

Related U.S. Application Data

- (62) Division of application No. 35/500,112, filed on Aug. 7, 2015 (U.S. filing date under 35 U.S.C. 384), and having an international filing date of Aug. 7, 2015, now Pat. No. Des. 779,838.

(30) **Foreign Application Priority Data**

Feb. 7, 2015 (GB) 4039335

- (51) **LOC (10) Cl.** **06-08**

- (52) **U.S. Cl.**
USPC **D6/318**

(58) **Field of Classification Search**

USPC D6/315, 317-319, 326, 328
 CPC A47G 25/00; A47G 25/02; A47G 25/14;
 A47G 25/1407; A47G 25/0028; A47G
 25/003; A47G 25/0036

See application file for complete search history.

(56) **References Cited**

U.S. PATENT DOCUMENTS

- 2,723,787 A 11/1955 Irving
- 3,738,549 A 6/1973 Driscoll
- 4,157,776 A 6/1979 Dolan

- D286,584 S * 11/1986 Blanchard D6/318
- D498,935 S * 11/2004 Gouldson D6/318
- D502,007 S * 2/2005 Schultz D6/318
- D502,009 S 2/2005 Gouldson
- D510,814 S * 10/2005 Schultz D6/318
- 7,537,142 B2 5/2009 Yau et al.
- D607,216 S * 1/2010 Niccol D6/318
- D607,217 S 1/2010 Warren
- D614,411 S * 4/2010 Warren D6/318
- D654,275 S * 2/2012 Jones D6/318
- D654,276 S 2/2012 Jones
- D722,236 S 2/2015 Jones
- D727,634 S * 4/2015 Atkinson D6/318

(Continued)

Primary Examiner — Mary Ann Calabrese

(74) *Attorney, Agent, or Firm* — The Belles Group, P.C.

(57) **CLAIM**

I claim the ornamental design for a garment hanger, as shown and described.

DESCRIPTION

The patent or application file contains at least one drawing executed in color. Copies of this patent or patent application publication with color drawing(s) will be provided by the Office upon request and payment of the necessary fee.

FIG. 1 is a perspective view of a garment hanger according to the new design.

FIG. 2 is a front view of the garment hanger of FIG. 1.

FIG. 3 is a top view of the garment hanger of FIG. 1.

FIG. 4 is a left-side view of the garment hanger of FIG. 1.


FIG. 5 is a rear view the garment hanger of FIG. 1.

FIG. 6 is a bottom view of the garment hanger of FIG. 1; and,

FIG. 7 is a right-side view of the garment hanger of FIG. 1.

The hook portion of the design that is shown in blue wash is excluded from protection.

1 Claim, 7 Drawing Sheets
(7 of 7 Drawing Sheet(s) Filed in Color)



(56)

References Cited

U.S. PATENT DOCUMENTS

D759,391	S	6/2016	Jones	
D759,983	S	6/2016	Shallcross	
D779,838	S *	2/2017	Jones D6/318
2003/0209577	A1	11/2003	Gouldson et al.	
2007/0029354	A1 *	2/2007	Hunt A47G 25/28 223/85
2010/0006608	A1	1/2010	Domb	
2015/0028066	A1	1/2015	Zechini	
2015/0297011	A1	10/2015	Jones	

* cited by examiner




FIG. 1




FIG. 2




FIG. 3




FIG. 4




FIG. 5




FIG. 6




FIG. 7