



US00D804176S

(12) **United States Design Patent** (10) **Patent No.:** **US D804,176 S**  
**Li** (45) **Date of Patent:** **\*\* Dec. 5, 2017**

- (54) **RETRACTABLE TOOL BOX**
- (71) Applicant: **Starcraft Industries Ltd.,** Changsha (CN)
- (72) Inventor: **Yanhui Li,** Changsha (CN)
- (73) Assignee: **STARCRAFT INDUSTRIES LTD.,** Changsha (CN)
- (\*\*) Term: **15 Years**
- (21) Appl. No.: **29/547,635**
- (22) Filed: **Dec. 5, 2015**

D421,840 S *	3/2000	Demore	.....	D3/273
D438,003 S *	2/2001	Minagawa	.....	D3/273
D453,323 S *	2/2002	Conrad	.....	D13/154
D493,617 S *	8/2004	Armato	.....	D3/294
D550,959 S *	9/2007	Miller	.....	D3/294
D580,654 S *	11/2008	Miller	.....	D3/294
D623,408 S *	9/2010	Benedetti	.....	D3/274
D658,878 S *	5/2012	Deguglimo	.....	D3/302
D757,433 S *	5/2016	Palsson	.....	D3/274
D783,283 S *	4/2017	McComb	.....	D3/302
2007/0108076 A1 *	5/2007	Miller	.....	B25H 3/003
				206/373
2009/0145786 A1 *	6/2009	Panosian	.....	B25H 3/003
				206/234
2014/0299499 A1 *	10/2014	Saitoh	.....	A45C 11/34
				206/443

**Related U.S. Application Data**

- (63) Continuation-in-part of application No. 29/497,555, filed on Jul. 25, 2014, now abandoned.

**Foreign Application Priority Data**

- Jul. 10, 2014 (CN) ..... 2014 3 0231816

- (51) **LOC (10) Cl.** ..... **03-01**
- (52) **U.S. Cl.**  
USPC ..... **D3/294; D3/905**

- (58) **Field of Classification Search**  
USPC ..... D3/206, 262, 271.8, 274, 273, 276, 282, D3/284, 294, 298, 302, 315, 901, 905, D3/904, 201  
CPC ..... B25H 3/003; A45C 2011/002; A45C 2011/003; A45C 2011/007; A45C 11/16; A45C 11/36; A45C 11/34; A45C 15/00; A45D 2040/0012; A45D 40/24  
See application file for complete search history.

**References Cited**

**U.S. PATENT DOCUMENTS**

- D276,571 S \* 12/1984 Fairchild ..... 224/240
- D390,459 S \* 2/1998 King ..... D3/294

\* cited by examiner

*Primary Examiner* — Jennifer Rivard

*Assistant Examiner* — April Rivas

(74) *Attorney, Agent, or Firm* — CBM Patent Consulting, LLC

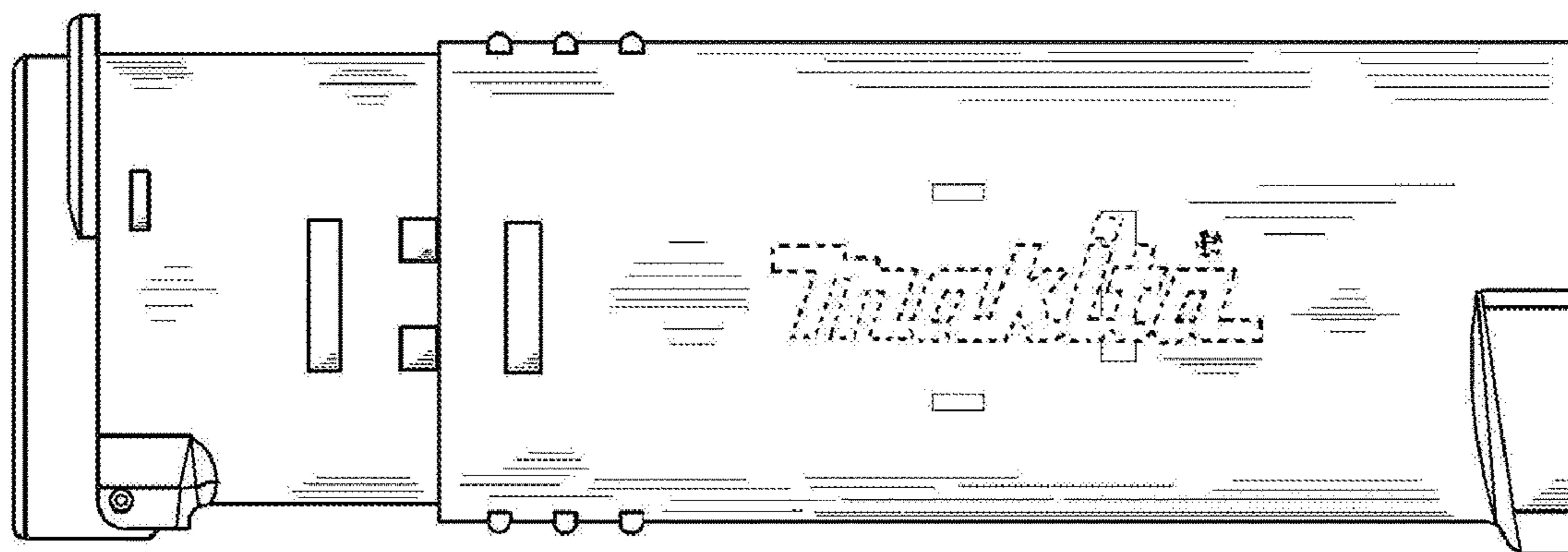
(57) **CLAIM**

The ornamental design for a retractable tool box, as shown and described.

**DESCRIPTION**

FIG. 1 is a top view of a retractable tool box showing my new design;  
 FIG. 2 is a bottom view thereof;  
 FIG. 3 is a front view thereof;  
 FIG. 4 is a rear view thereof;  
 FIG. 5 is a left side elevational view thereof; and,  
 FIG. 6 is a right side elevational view thereof.  
 The broken line “Makita” logo illustrates portions of the retractable tool box and forms no part of the claimed design. The “Makita” logo is a registered trademark of the MAKITA CORPORATION OF Japan.

**1 Claim, 3 Drawing Sheets**



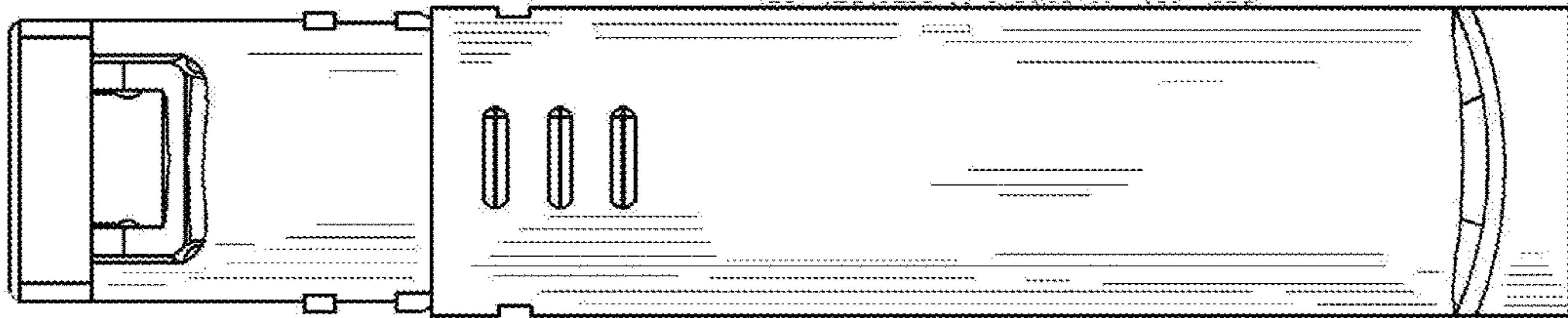


Fig. 1

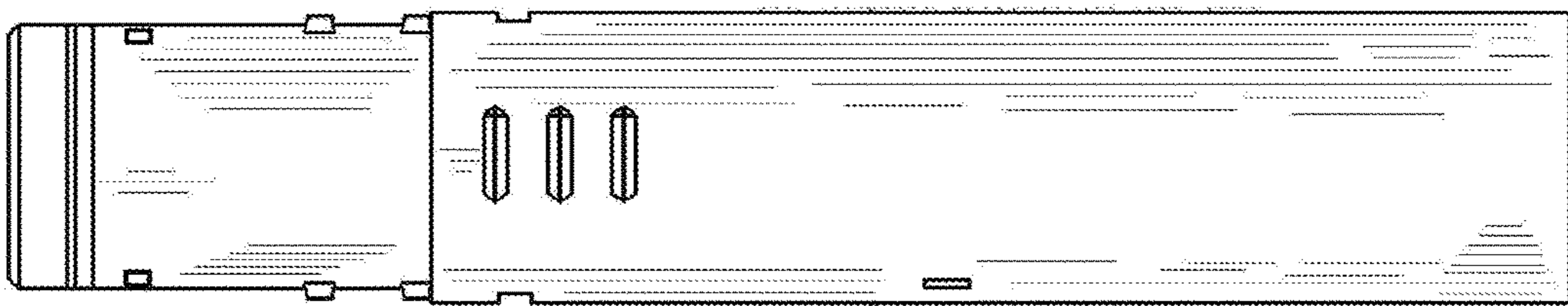


Fig. 2

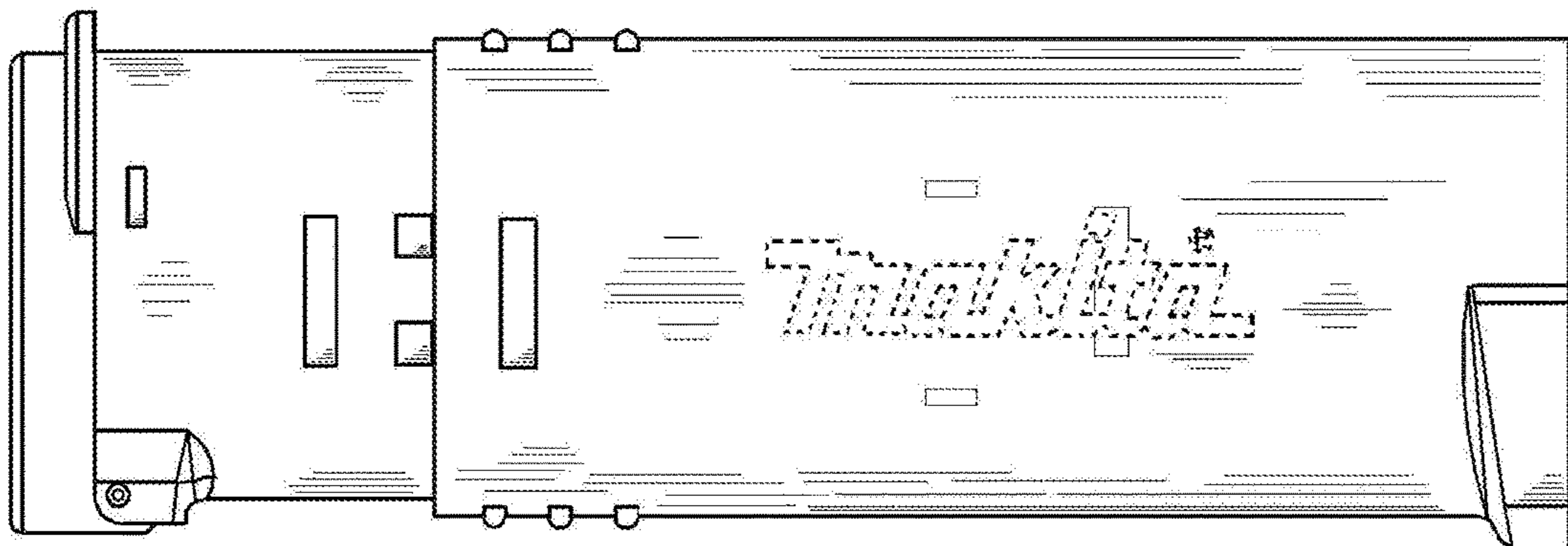


Fig. 3

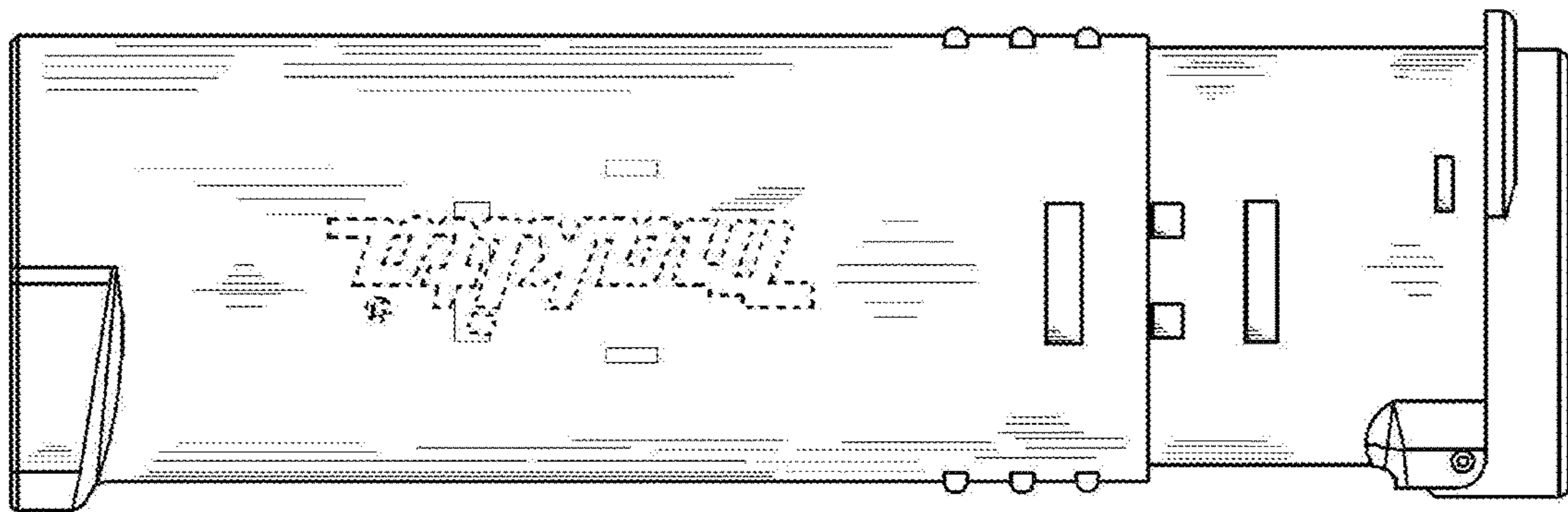


Fig. 4

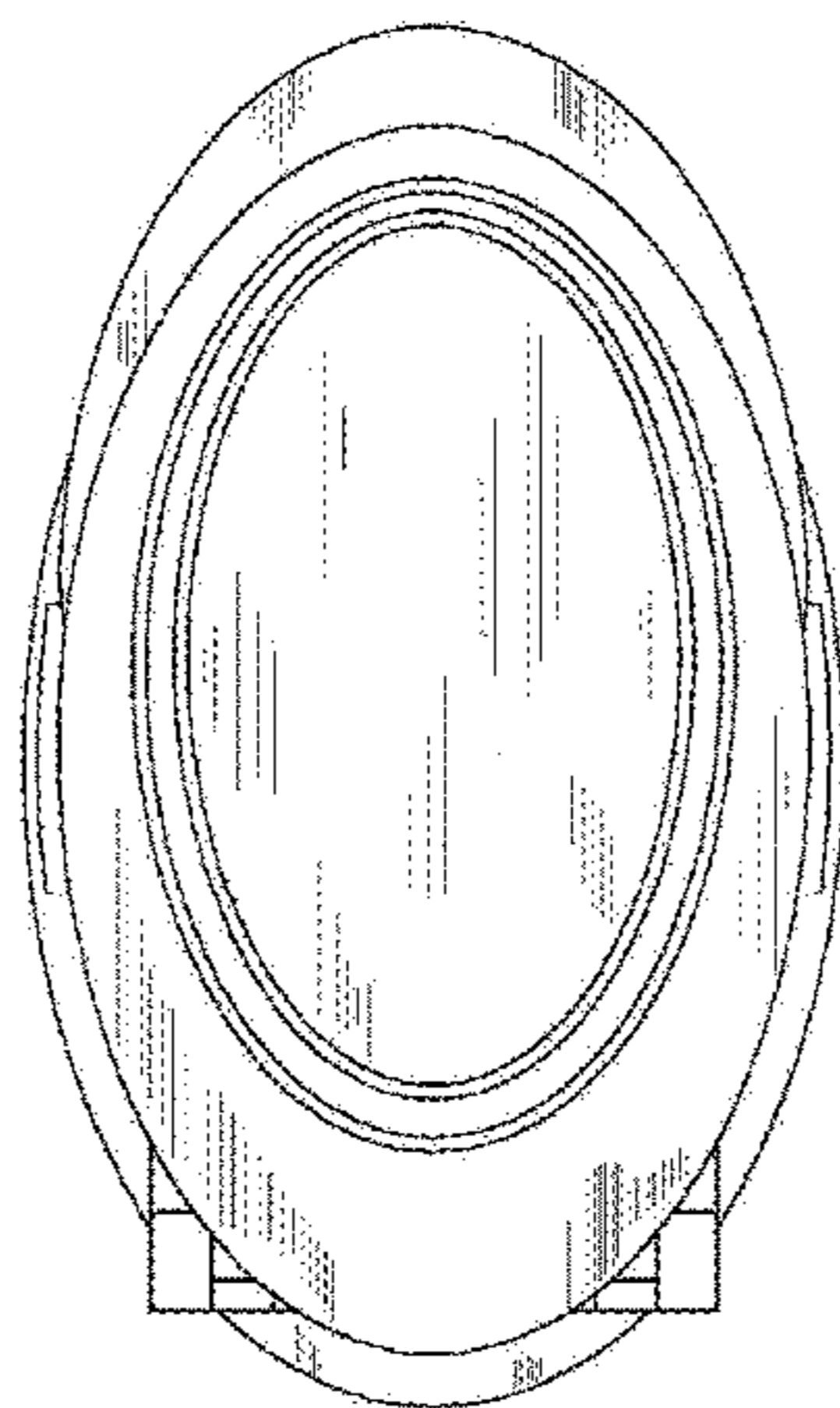


Fig. 5

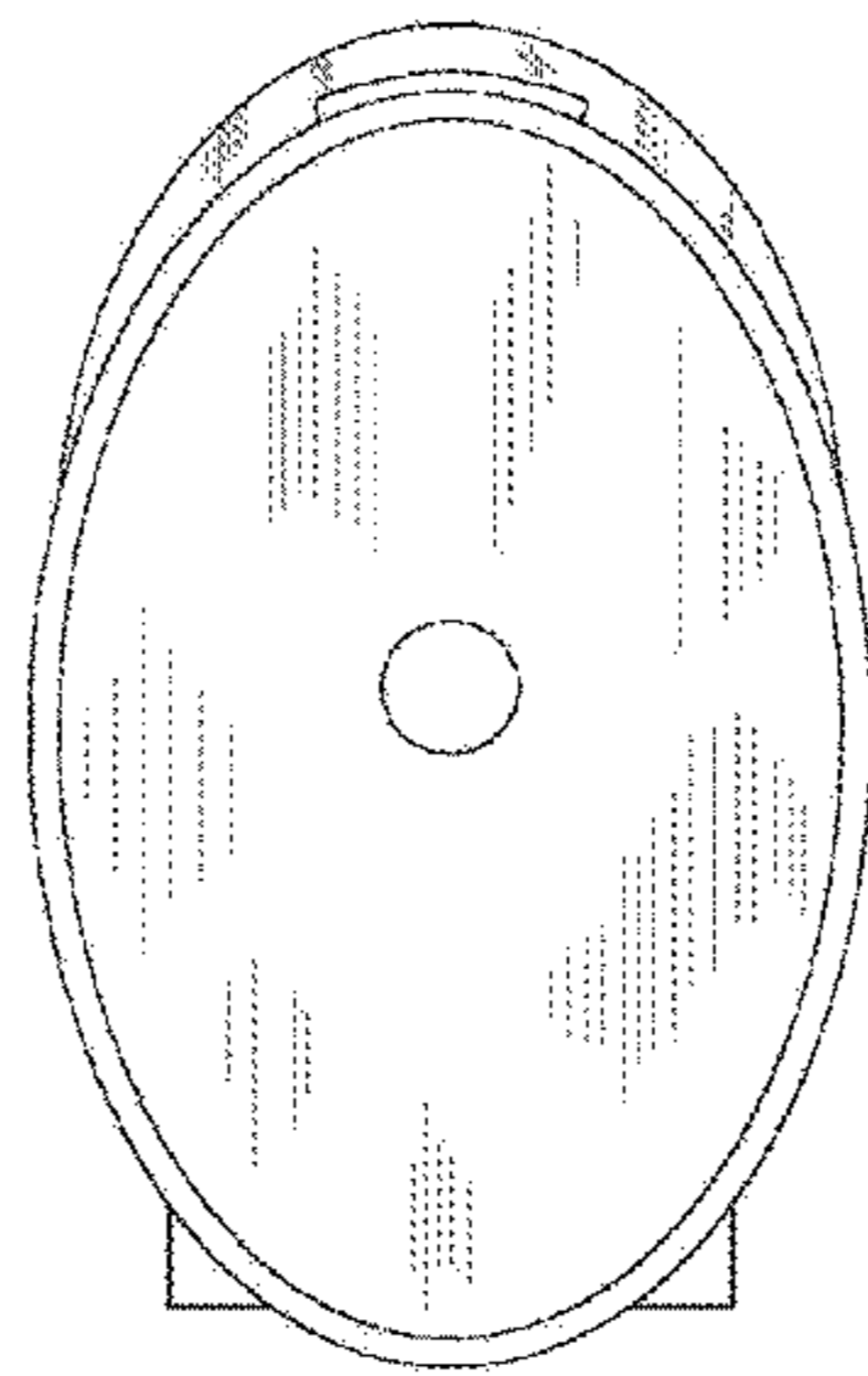


Fig. 6