



US00D804173S

(12) **United States Design Patent** (10) **Patent No.:** **US D804,173 S**
Barclay et al. (45) **Date of Patent:** **** Dec. 5, 2017**

(54) **LEATHER BAG**

CPC A45C 1/06; A45C 3/08
See application file for complete search history.

(71) Applicant: **PAUL SMITH GROUP HOLDINGS LIMITED**, Nottingham (GB)

(56) **References Cited**

(72) Inventors: **Zoe Barclay**, London (GB); **Sara Lopez**, London (GB); **Rosie Davis**, London (GB); **Tanya Chancellor**, London (GB); **Andrew Stevenson**, London (GB)

U.S. PATENT DOCUMENTS

D554,369 S * 11/2007 Katz D3/279
D554,862 S * 11/2007 Hsieh D3/279
D601,342 S * 10/2009 Choi D3/279
D695,011 S * 12/2013 Morszeck D3/247
D695,012 S * 12/2013 Morszeck D3/247

(73) Assignee: **PAUL SMITH GROUP HOLDINGS LIMITED**, Nottingham (GB)

* cited by examiner

(**) Term: **15 Years**

Primary Examiner — Holly H Baynham

(21) Appl. No.: **29/582,149**

(74) *Attorney, Agent, or Firm* — Epstein Drangel LLP;
Robert L. Epstein

(22) Filed: **Oct. 25, 2016**

(57) **CLAIM**

Related U.S. Application Data

The ornamental designs for leather bag, substantially as shown and described.

(62) Division of application No. 29/520,079, filed on Mar. 11, 2015, now abandoned.

(30) **Foreign Application Priority Data**

DESCRIPTION

Sep. 12, 2014 (EM) 002536904-0001
Sep. 12, 2014 (EM) 002536904-0002
Sep. 12, 2014 (EM) 002536904-0003
Sep. 12, 2014 (EM) 002536904-0004
Sep. 12, 2014 (EM) 002536904-0005
Sep. 12, 2014 (EM) 002536904-0006
Sep. 12, 2014 (EM) 002536904-0007
Sep. 12, 2014 (EM) 002536904-0008
Sep. 12, 2014 (EM) 002536904-0009
Sep. 12, 2014 (EM) 002536904-0010
Sep. 12, 2014 (EM) 002536904-0011
Sep. 12, 2014 (EM) 002536904-0012

FIG. 1 is a perspective view showing the front, top and one side of a preferred embodiment our design;
FIG. 2 is a front elevation view of the preferred embodiment our design;
FIG. 3 is a rear elevation view of the preferred embodiment my design;
FIG. 4 is an elevation view of one side of the preferred embodiment our design;
FIG. 5 is an elevation view of the other side of the preferred embodiment our design;
FIG. 6 is a top elevation view of the preferred embodiment our design; and,
FIG. 7 is a bottom elevation view of the first preferred embodiment our design.

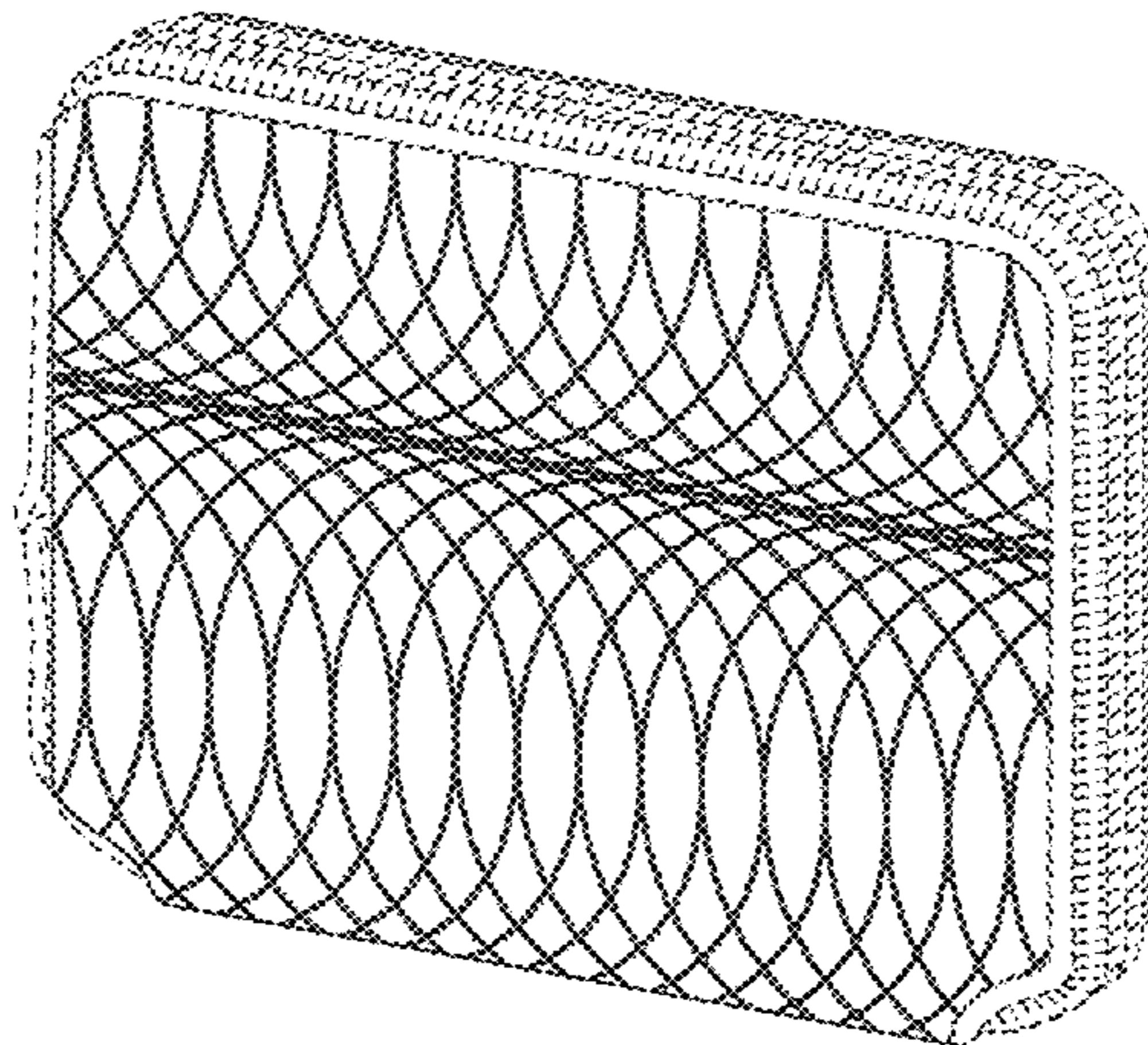
(51) **LOC (10) Cl.** **03-01**

The portions shown in the figures in broken lines do not constitute part of the claimed design.

(52) **U.S. Cl.**
USPC **D3/247**

(58) **Field of Classification Search**
USPC D3/247, 249–253

1 Claim, 7 Drawing Sheets



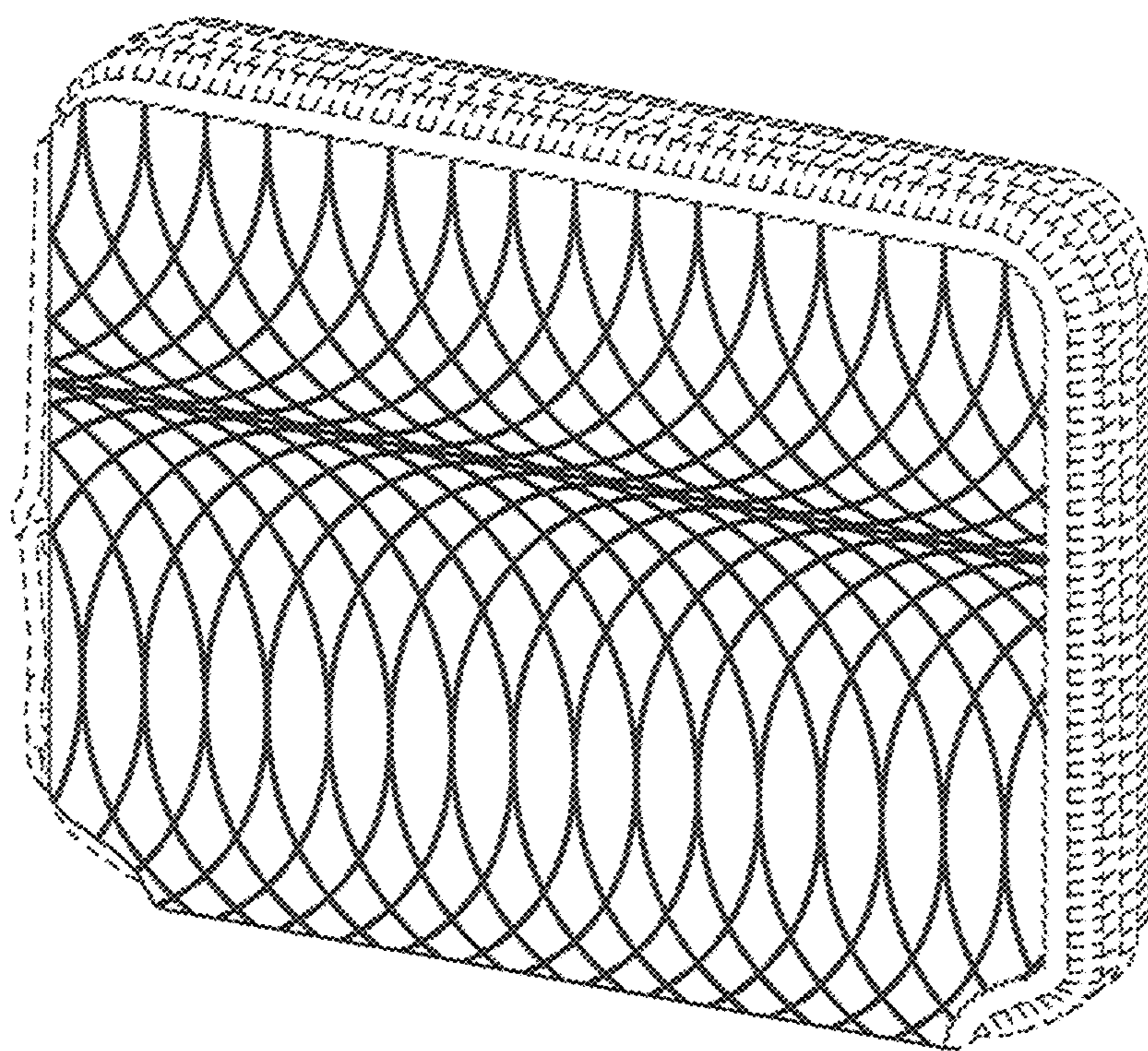


Fig. 1

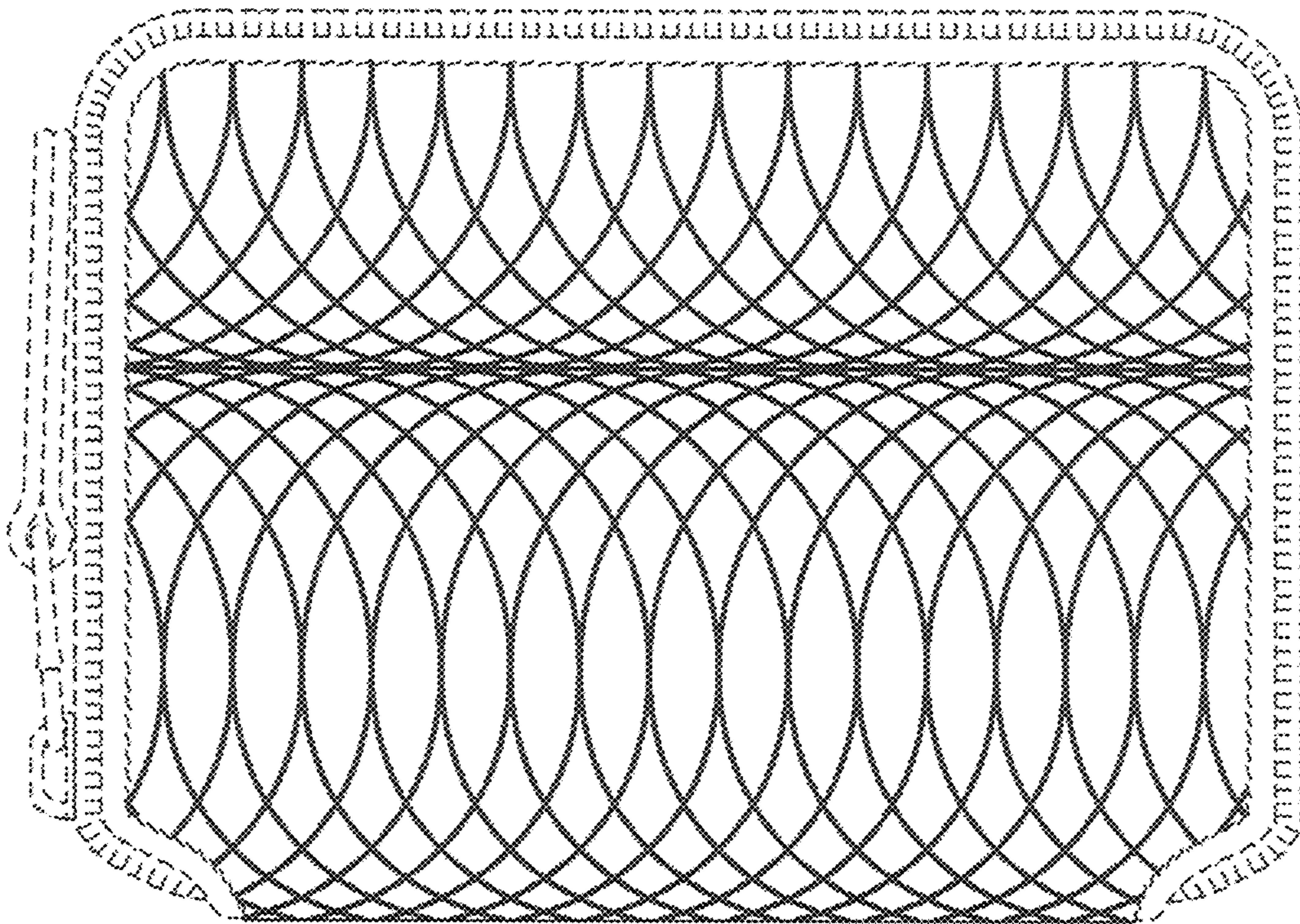


Fig. 2

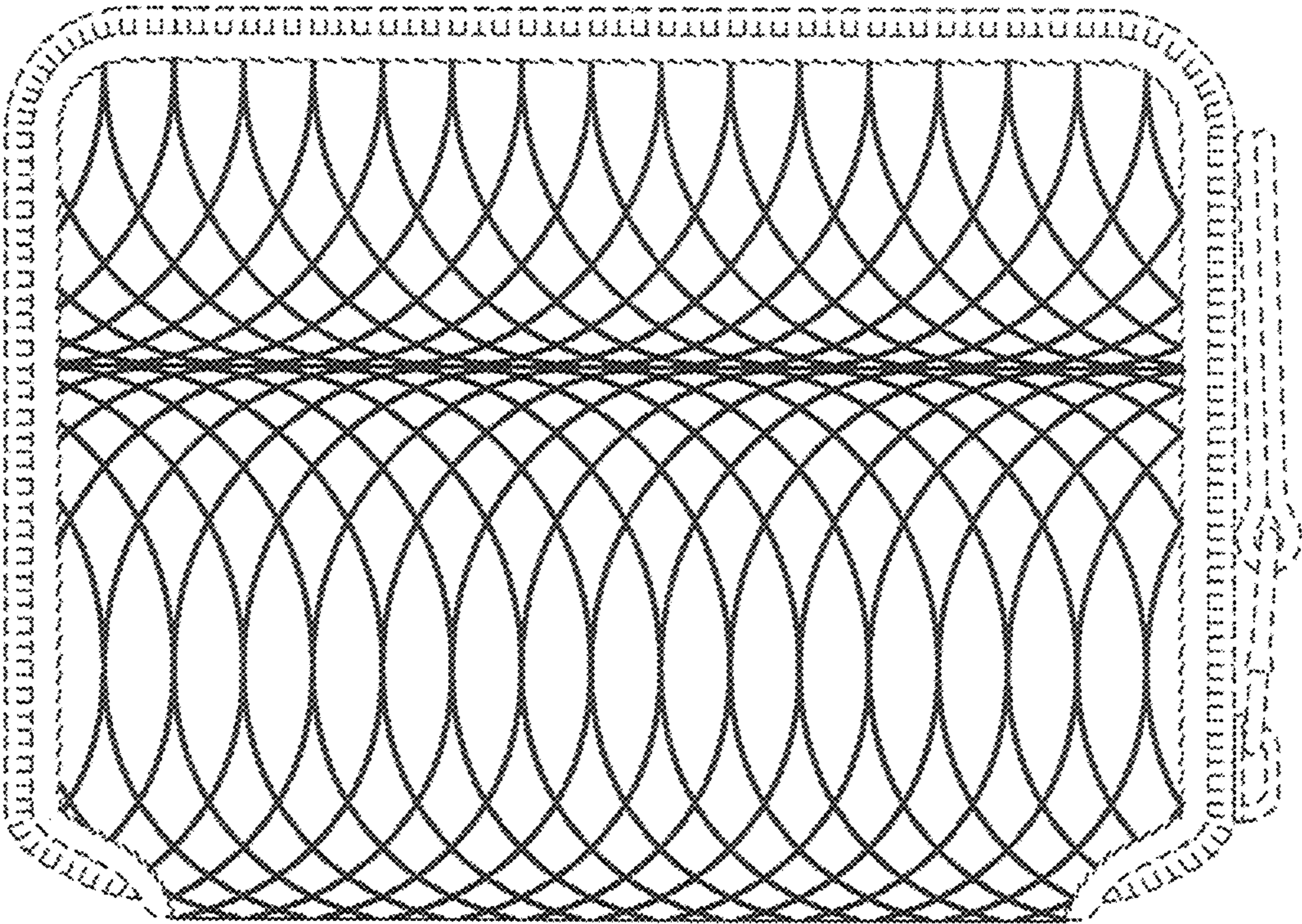


Fig. 3

Fig. 4




Fig. 5




Fig. 6




Fig. 7

