



US00D804155S

(12) **United States Design Patent** (10) **Patent No.:** **US D804,155 S**  
**Tzenos** (45) **Date of Patent:** **\*\* Dec. 5, 2017**

- (54) **SHOE**
- (71) Applicant: **Strategic Partners, Inc.**, Chatsworth, CA (US)
- (72) Inventor: **Andreas Tzenos**, Sutton (CA)
- (73) Assignee: **STRATEGIC PARTNERS, INC.**, Chatsworth, CA (US)
- (\*\*) Term: **15 Years**
- (21) Appl. No.: **29/535,413**
- (22) Filed: **Aug. 6, 2015**
- (51) **LOC (10) Cl.** ..... **02-04**
- (52) **U.S. Cl.**  
USPC ..... **D2/923**
- (58) **Field of Classification Search**  
USPC ..... D2/902, 907, 908, 916, 918, 921, 925,  
D2/927-936, 939, 940, 944, 948, 950,  
D2/958, 959, 966, 971  
CPC ..... A43B 3/12; A43B 3/122; A43B 3/102;  
A43B 5/06; A43B 5/10  
See application file for complete search history.

- (56) **References Cited**  
U.S. PATENT DOCUMENTS  
D255,176 S \* 6/1980 Fuzita ..... D2/953  
D401,049 S \* 11/1998 Greenberg ..... D2/916  
D458,014 S \* 6/2002 Matis ..... D2/903  
D549,934 S \* 9/2007 Horne ..... D2/951  
D561,438 S \* 2/2008 Belley ..... D2/953  
D561,982 S \* 2/2008 Hoyt ..... D2/896  
D575,034 S \* 8/2008 Hoyt ..... D2/896  
D579,182 S \* 10/2008 Klavano ..... D2/916

D590,588 S *	4/2009	del Biondi	.....	D2/919
D610,784 S *	3/2010	Del Biondi	.....	D2/916
D621,596 S *	8/2010	Seilles	.....	D2/969
D624,731 S *	10/2010	Lambert	.....	D2/898
D626,728 S *	11/2010	Tzenos	.....	D2/896
D634,527 S *	3/2011	Butler	.....	D2/951
D648,512 S *	11/2011	Schlageter	.....	D2/896
D650,157 S *	12/2011	Liow	.....	D2/923
D671,305 S *	11/2012	Escobar	.....	D2/947
D683,940 S *	6/2013	Del Biondi	.....	D2/947
D726,397 S *	4/2015	Del Biondi	.....	D2/923
D732,808 S *	6/2015	Del Biondi	.....	D2/923
D762,953 S *	8/2016	Del Biondi	.....	D2/923
2004/0231190 A1 *	11/2004	Seamans	.....	A43B 1/0081 36/11.5


\* cited by examiner

*Primary Examiner* — Celia Murphy  
*Assistant Examiner* — Clare Ann Gannon  
(74) *Attorney, Agent, or Firm* — Blakely Sokoloff Taylor and Zafman; Tom Babbitt

(57) **CLAIM**  
The ornamental design for a shoe, as shown and described.

**DESCRIPTION**  
FIG. 1 is a perspective view of my new design;  
FIG. 2 is a front view thereof;  
FIG. 3 is a rear view thereof;  
FIG. 4 is a right side elevation view thereof;  
FIG. 5 is a left side elevation view thereof;  
FIG. 6 is a top view thereof; and,  
FIG. 7 is a bottom view thereof.  
The broken lines in the drawings depict portions of the shoe that form no part of the claimed design.

**1 Claim, 6 Drawing Sheets**



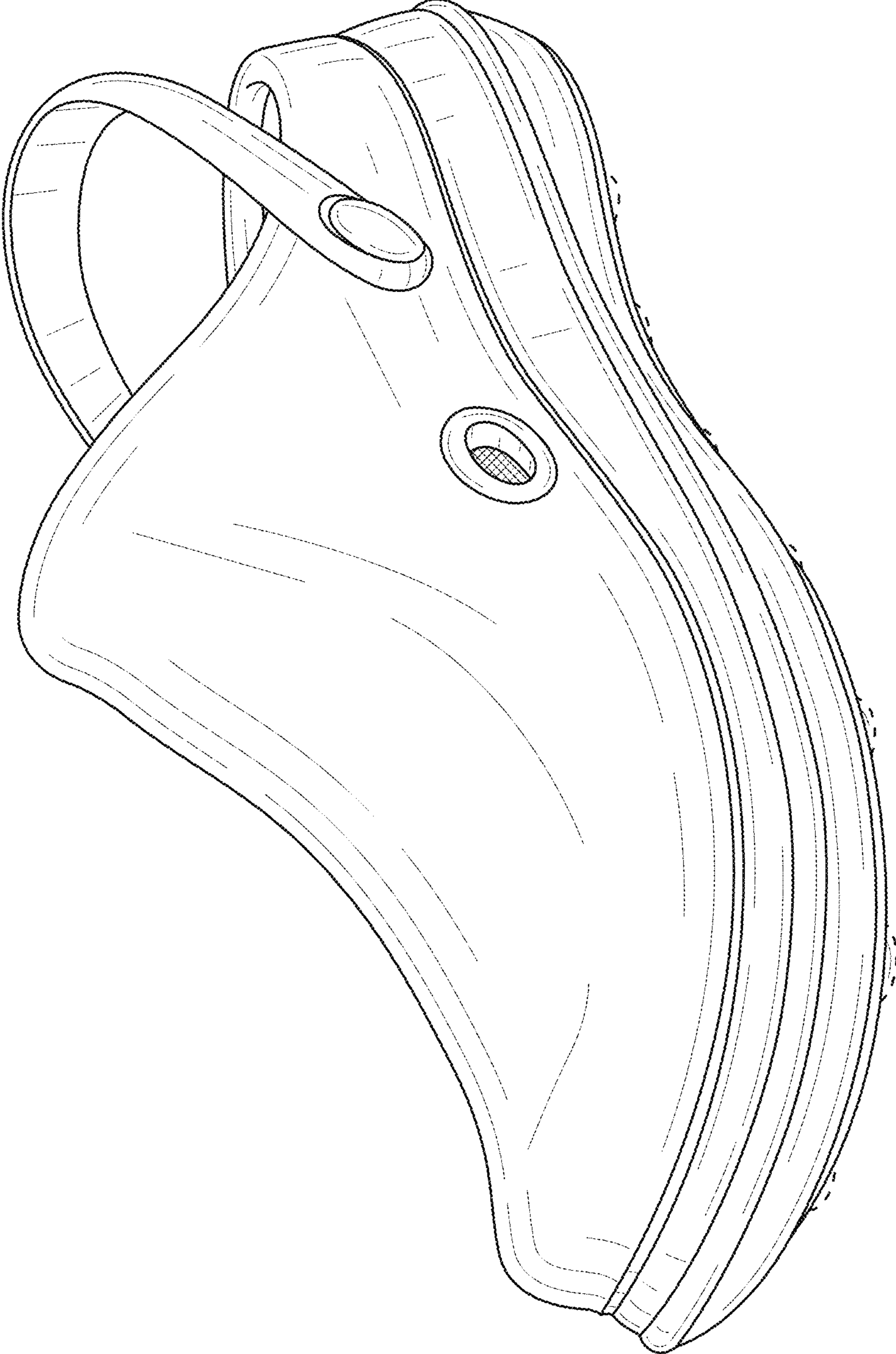
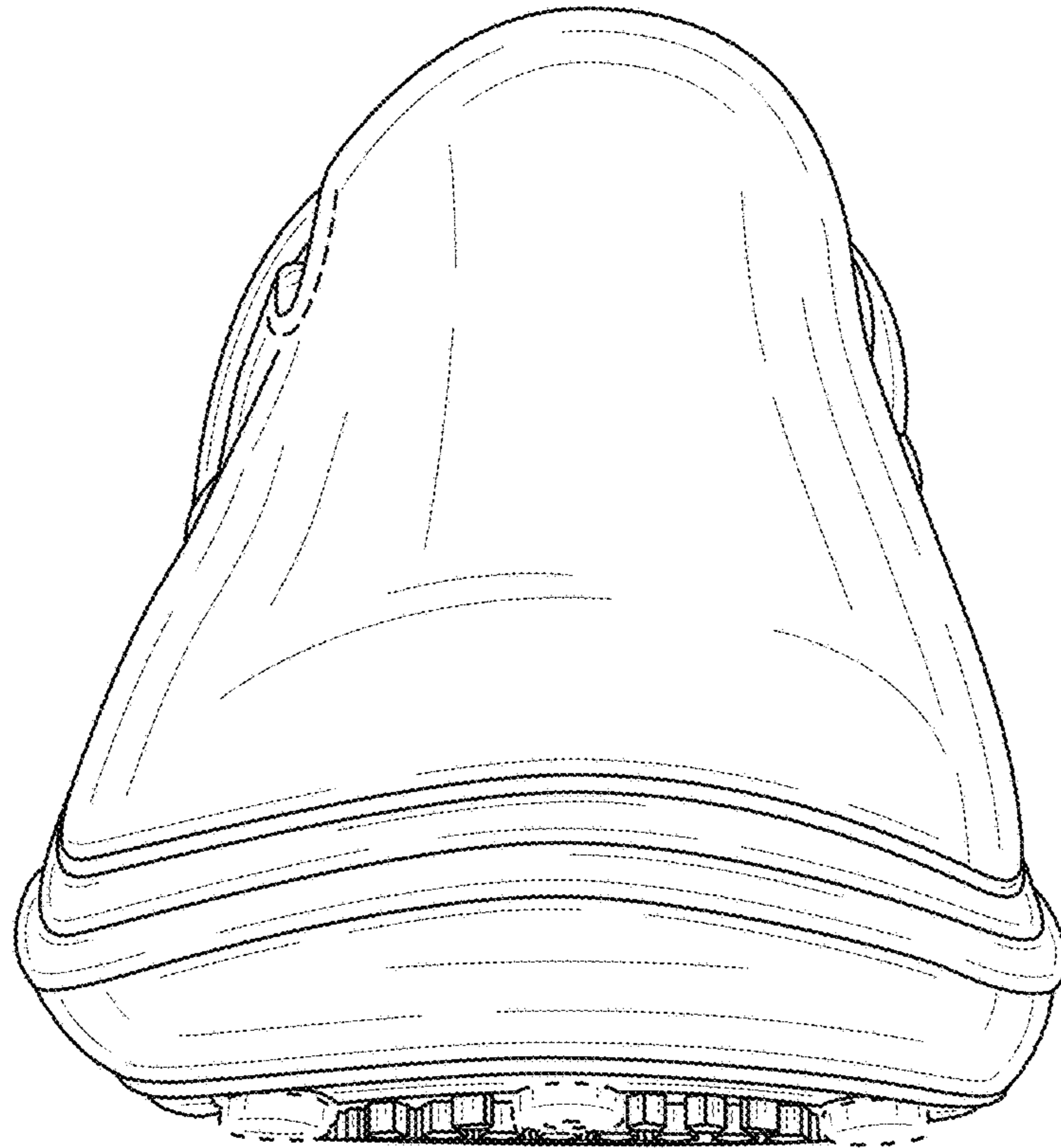
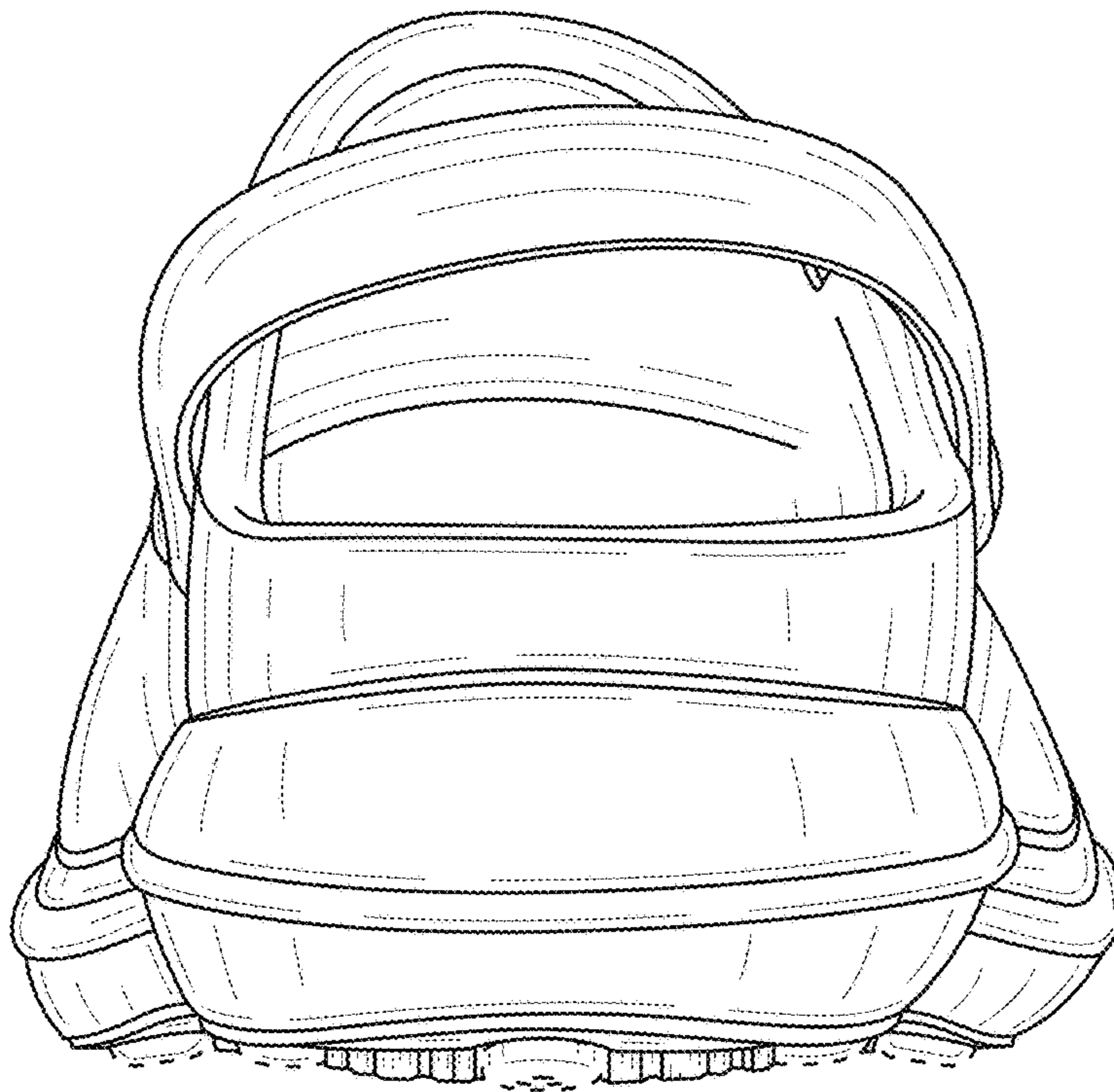


FIG 1



**FIG. 2**



**FIG. 3**

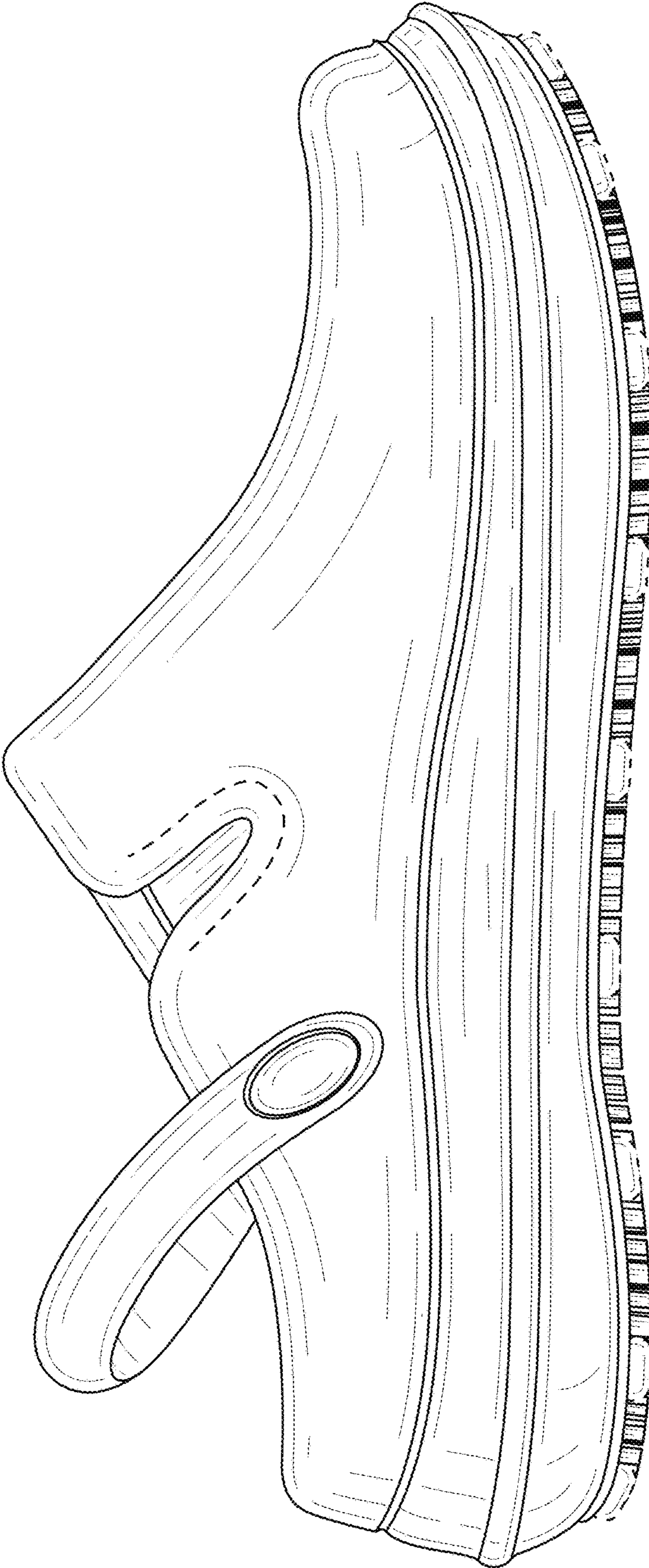


FIG 4

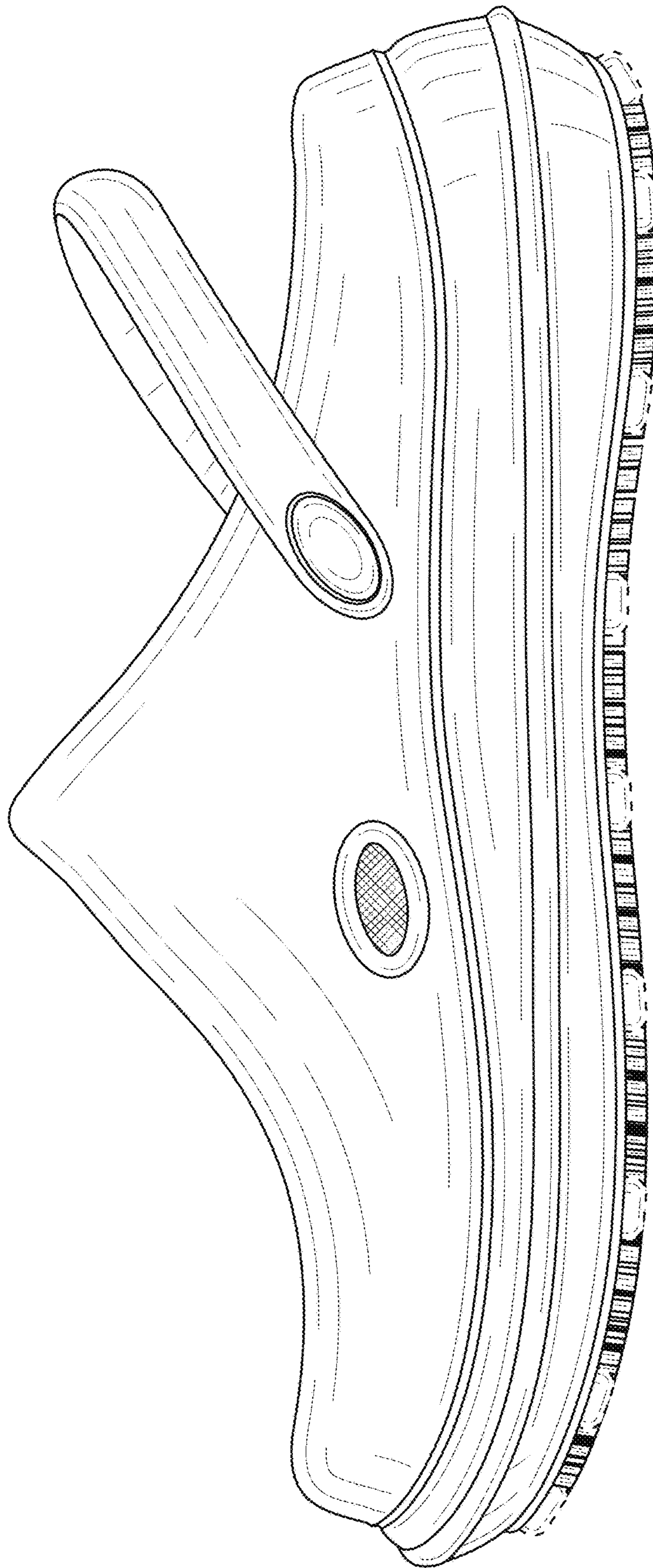
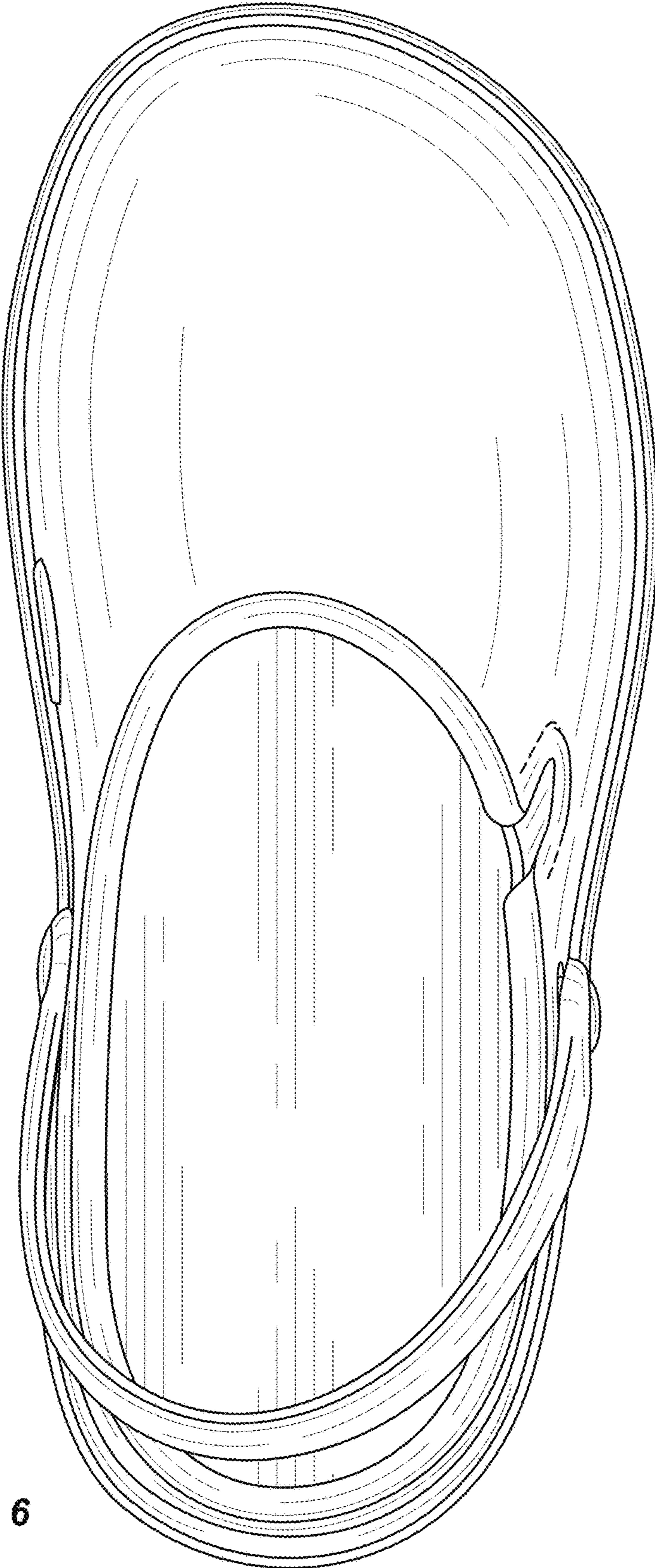
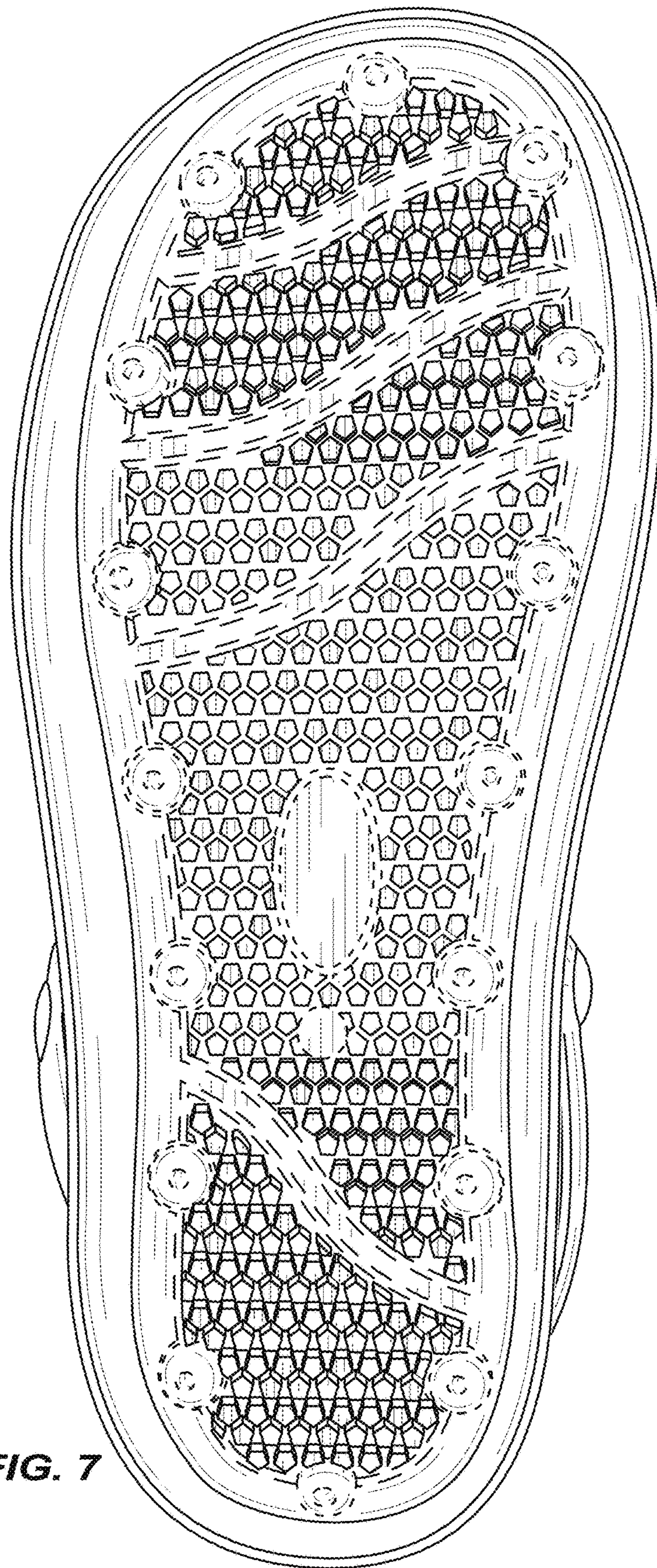


FIG 5



**FIG. 6**



**FIG. 7**