



US00D804154S

(12) **United States Design Patent** (10) **Patent No.:** **US D804,154 S**
Taylor (45) **Date of Patent:** **** Dec. 5, 2017**

(54) **PROTECTIVE SHOE COVER**
(71) Applicant: **Jennifer Taylor**, Naples, FL (US)
(72) Inventor: **Jennifer Taylor**, Naples, FL (US)
(**) Term: **15 Years**
(21) Appl. No.: **29/528,229**
(22) Filed: **May 27, 2015**
(51) **LOC (10) Cl.** **02-04**
(52) **U.S. Cl.**
USPC **D2/909**
(58) **Field of Classification Search**
USPC D2/897-900, 909-915; D24/192
CPC .. A43B 3/16; A43B 3/18; A43B 23/00; A43B
23/30
See application file for complete search history.

(56) **References Cited**
U.S. PATENT DOCUMENTS
2,447,284 A * 8/1948 Bolte A43B 3/18
36/7.2
D154,685 S * 8/1949 Kos D2/913
D164,610 S * 9/1951 Mackay D2/909
2,986,823 A * 6/1961 Stasia A43B 3/16
168/18
3,141,247 A * 7/1964 MacKay A43B 3/16
36/7.1 R
3,270,442 A * 9/1966 Liebmann A43B 3/0078
36/100
3,373,510 A * 3/1968 Memole A43B 3/0078
36/100
4,850,122 A * 7/1989 Schwab, Jr. A43B 3/20
36/100
D337,868 S * 8/1993 Ikezawa D2/909
5,311,676 A * 5/1994 Hughes A43B 3/24
36/100
2009/0126223 A1* 5/2009 Metzger A43B 7/12
36/7.1 R

2009/0229148 A1* 9/2009 Giacoppo A43B 1/0027
36/72 B

* cited by examiner
Primary Examiner — Holly Baynham
Assistant Examiner — Rashida C Walshon
(74) *Attorney, Agent, or Firm* — Livingston Loeffler, P.A.;
Edward M. Livingston, Esq.; Bryan L. Loeffler, Esq.

(57) **CLAIM**
The ornamental design for a protective shoe cover, as shown
and described.

DESCRIPTION
FIG. 1 is a perspective view showing a protective shoe cover of the present invention, showing the new, original, and ornamental design;
FIG. 2 is a top plan view of a protective shoe cover of the present invention, showing the new, original, and ornamental design;
FIG. 3 is a bottom plan view of a protective shoe cover of the present invention, showing the new, original, and ornamental design;
FIG. 4 is a side elevation view of a protective shoe cover of the present invention, showing the new, original, and ornamental design; the opposite side being a mirror image thereof;
FIG. 5 is a front view of a protective shoe cover of the present invention, showing the new, original, and ornamental design; and,
FIG. 6 is a rear view of a protective shoe cover of the present invention, showing the new, original, and ornamental design;
The broken lines are for environmental purposes only and form no part of the claimed design.

1 Claim, 6 Drawing Sheets





FIG. 1

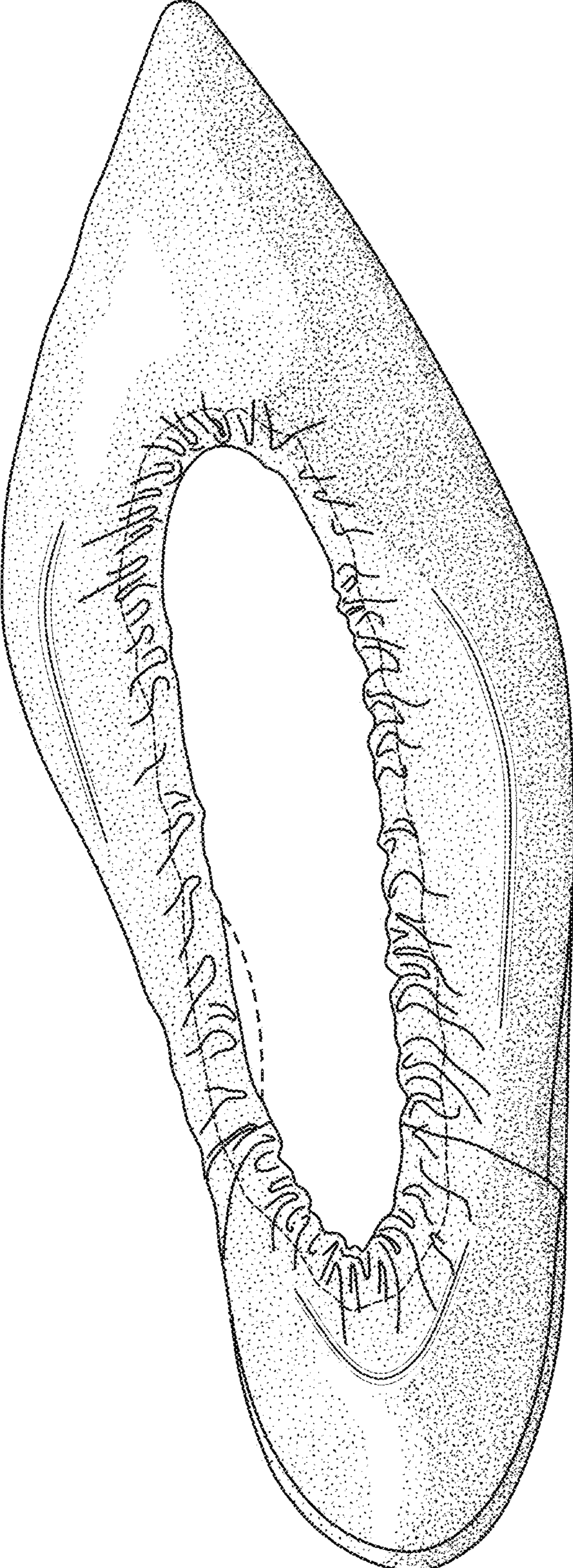


FIG. 2

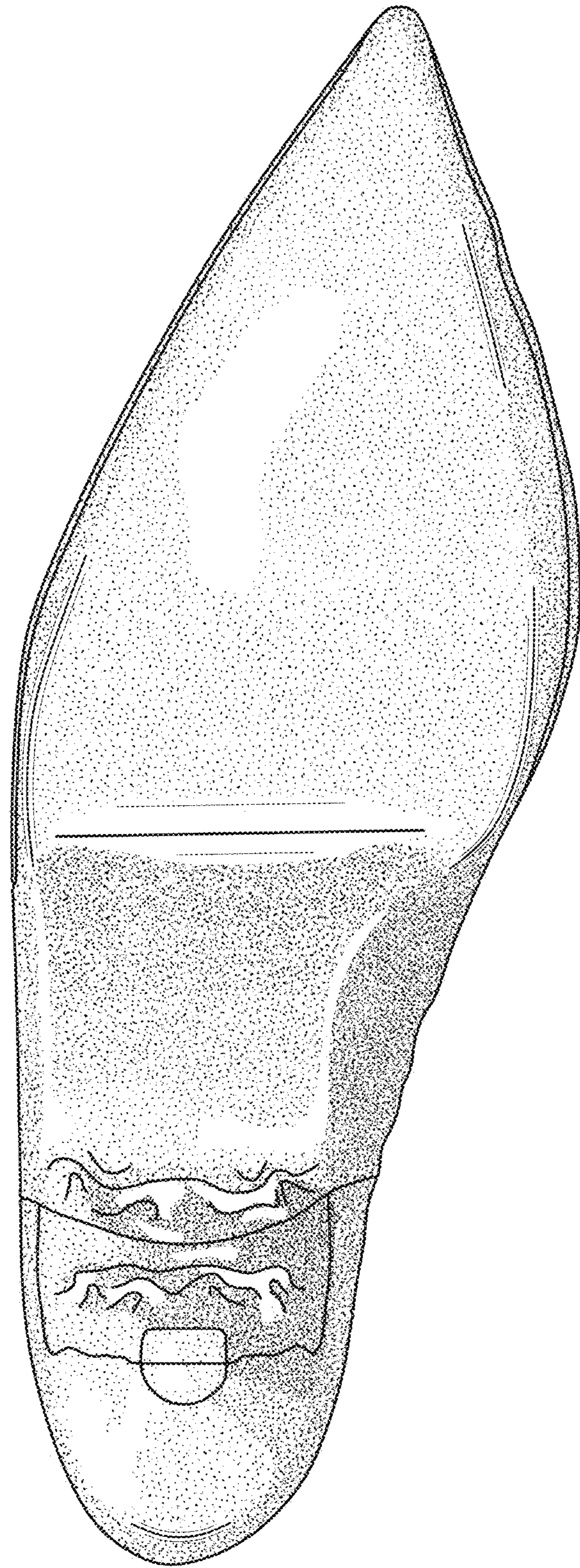


FIG. 3

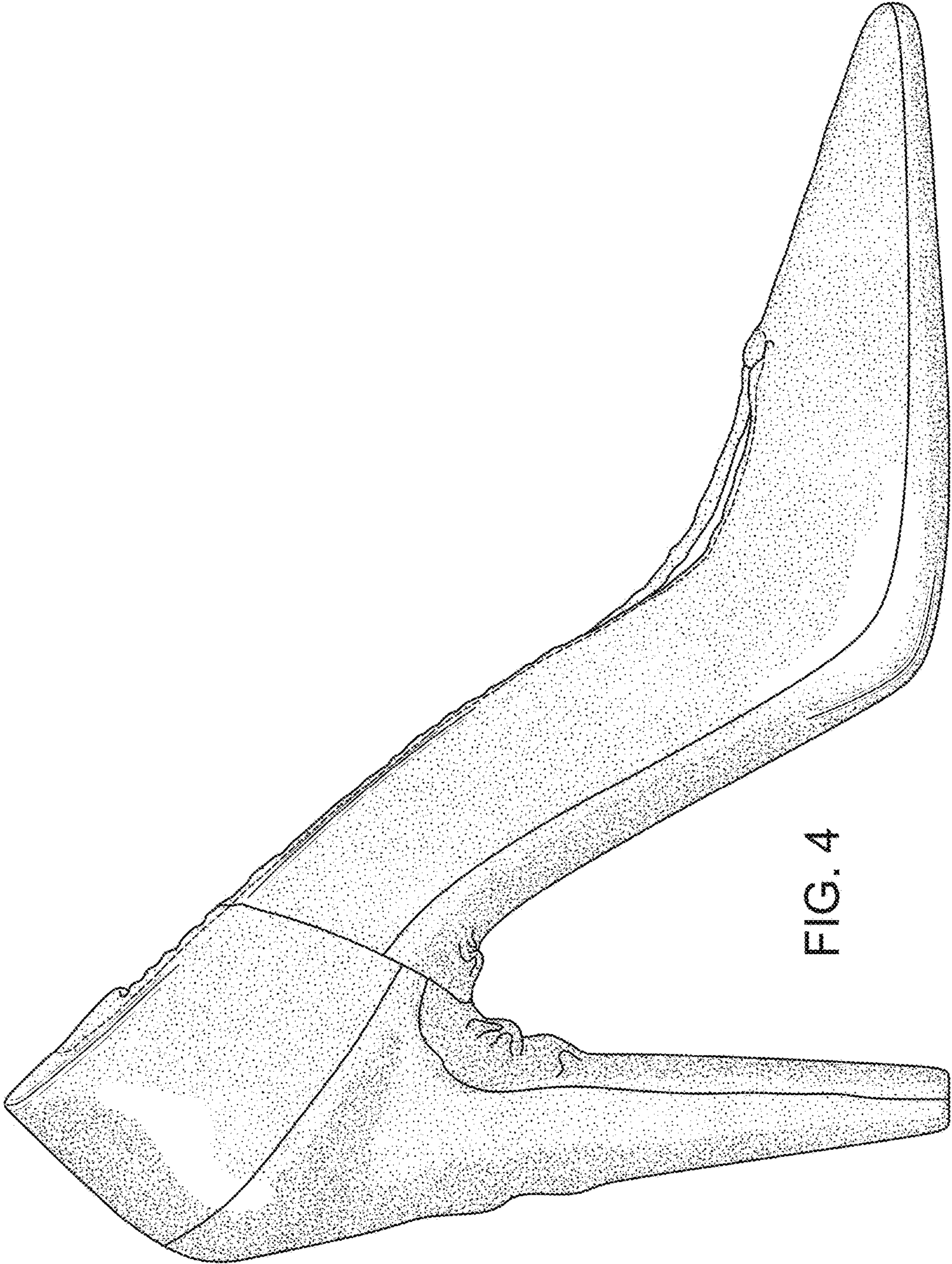


FIG. 4

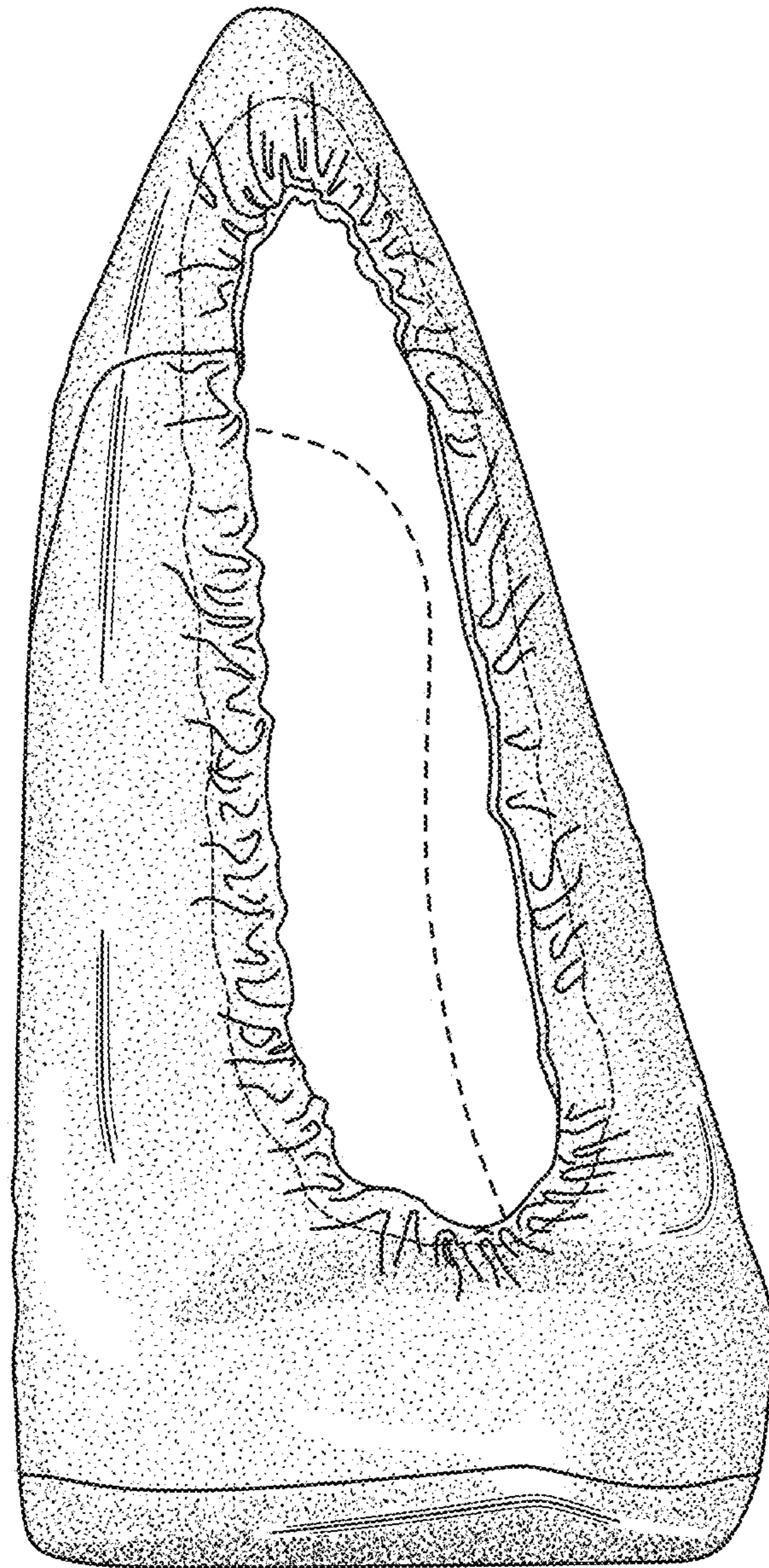


FIG. 5

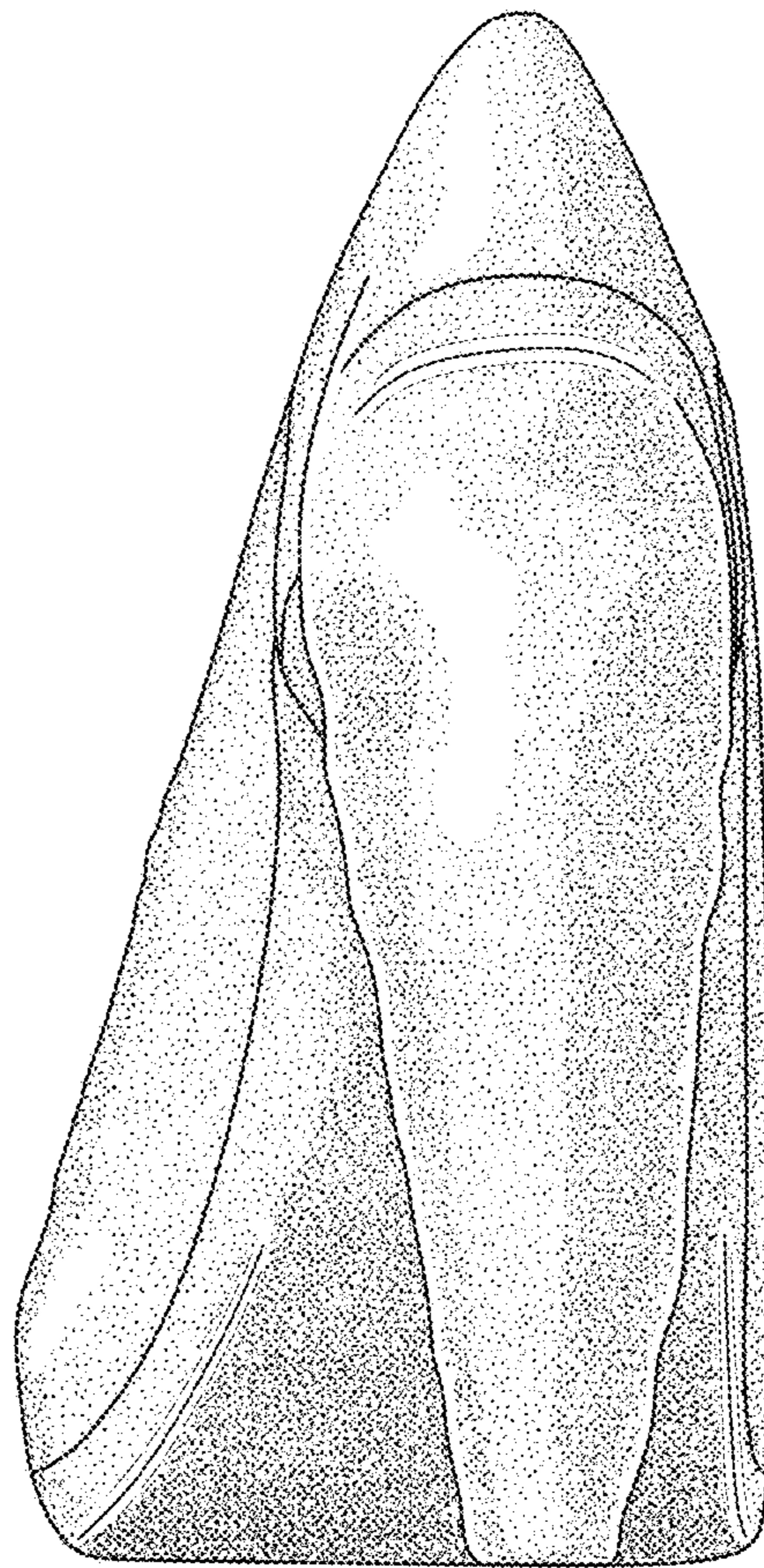


FIG. 6