



US00D804146S

(12) **United States Design Patent** (10) **Patent No.:** **US D804,146 S**
Kennedy et al. (45) **Date of Patent:** **** Dec. 5, 2017**

(54) **OBESITY SIMULATION SUIT**

A63H 3/14; A63H 3/26; A63H 3/38;
A63H 3/46; A63H 3/50; A63H 5/00

(71) Applicant: **ERITER CREATIONS INC.**, Stirling (CA)

See application file for complete search history.

(72) Inventors: **Karen Kennedy**, Stirling (CA);
Colleen Ward, Stirling (CA)

(56) **References Cited**

(73) Assignee: **POCKET NURSE ENTERPRISES, INC.**, Monaca, PA (US)

U.S. PATENT DOCUMENTS

(**) Term: **15 Years**

D375,335 S *	11/1996	Stone	D11/160
D398,297 S *	9/1998	Leifer	D14/403
D434,260 S *	11/2000	Rosenstadt	D21/604
D438,364 S *	3/2001	Knoefel	D2/713
D531,234 S *	10/2006	Kitamura	D21/621

(Continued)

(21) Appl. No.: **29/547,580**

OTHER PUBLICATIONS

(22) Filed: **Dec. 4, 2015**

SimObesitySuit Jr, [online], [site visited Oct. 4, 2016]. Available from the Internet, <URL:http://simleggings.com/simobesitysuit-jr/>.*

(30) **Foreign Application Priority Data**

Dec. 3, 2015 (CA) 165639

Primary Examiner — Thomas Johannes

(51) **LOC (10) Cl.** **02-02**

Assistant Examiner — Katrina Gonzalez

(52) **U.S. Cl.**

USPC **D2/741**

(58) **Field of Classification Search**

(57) **CLAIM**

USPC D2/700, 701, 702, 705, 709, 715, 716,
D2/717, 718, 720, 724, 728, 734, 735,
D2/736, 737, 741, 743, 750, 755, 756,
D2/759, 760, 761, 769, 771, 779, 786,
D2/799, 800, 801, 802, 803, 814, 815,
D2/823, 828, 840, 847, 851, 853, 855,
D2/861, 852, 860, 500, 624; D21/604,
D21/621; D29/100

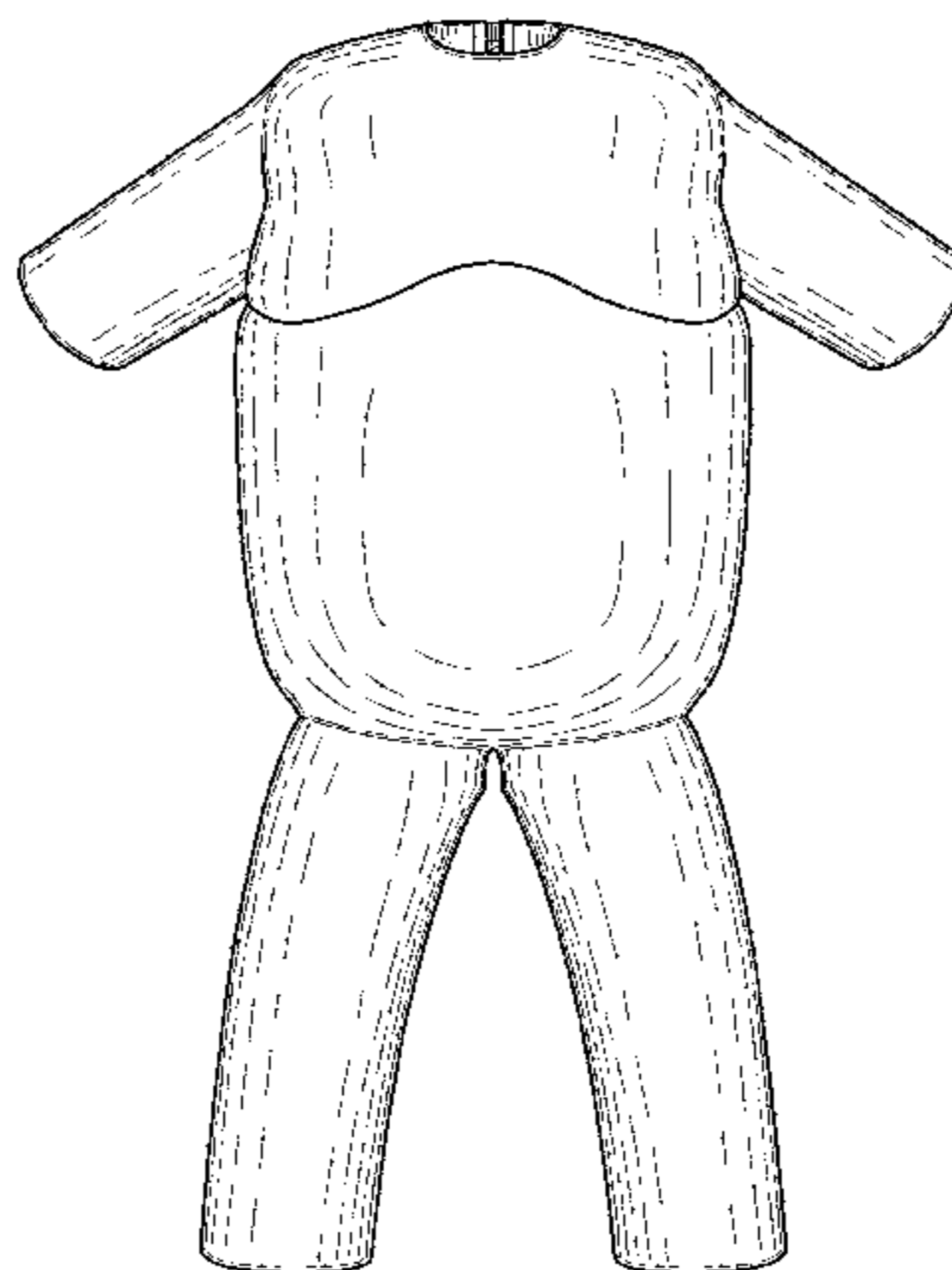
We claim the ornamental design for an obesity simulation suit, as shown and described.

CPC A41C 1/08; A41C 1/12; A41C 1/00; A63H
3/00; A63H 3/02; A63H 3/003; A63H
3/008; A63H 3/06; A63H 3/28; A63H
3/36; A63H 3/48; A63H 3/52; A63H
2200/00; A63H 27/10; A63H 11/00;
A63H 17/008; A63H 2027/1025; A63H
2027/1075; A63H 23/02; A63H 23/10;
A63H 27/12; A63H 29/00; A63H 29/22;
A63H 30/04; A63H 33/003; A63H 33/18;
A63H 33/26; A63H 3/005; A63H 3/04;

DESCRIPTION

FIG. 1 is a top plan view of the obesity simulation suit;
FIG. 2 is a front elevation view of the obesity simulation suit shown in FIG. 1;
FIG. 3 is a rear elevation view of the obesity simulation suit shown in FIG. 1;
FIG. 4 is a bottom plan view of the obesity simulation suit shown in FIG. 1;
FIG. 5 is a left side elevation view of the obesity simulation suit shown in FIG. 1; and,
FIG. 6 is a right side elevation view of the obesity simulation suit shown in FIG. 1.

(Continued)



The internal portions of the obesity simulation suit shown in broken lines in FIG. 1 and FIG. 4 form no part of the claimed design.

1 Claim, 5 Drawing Sheets

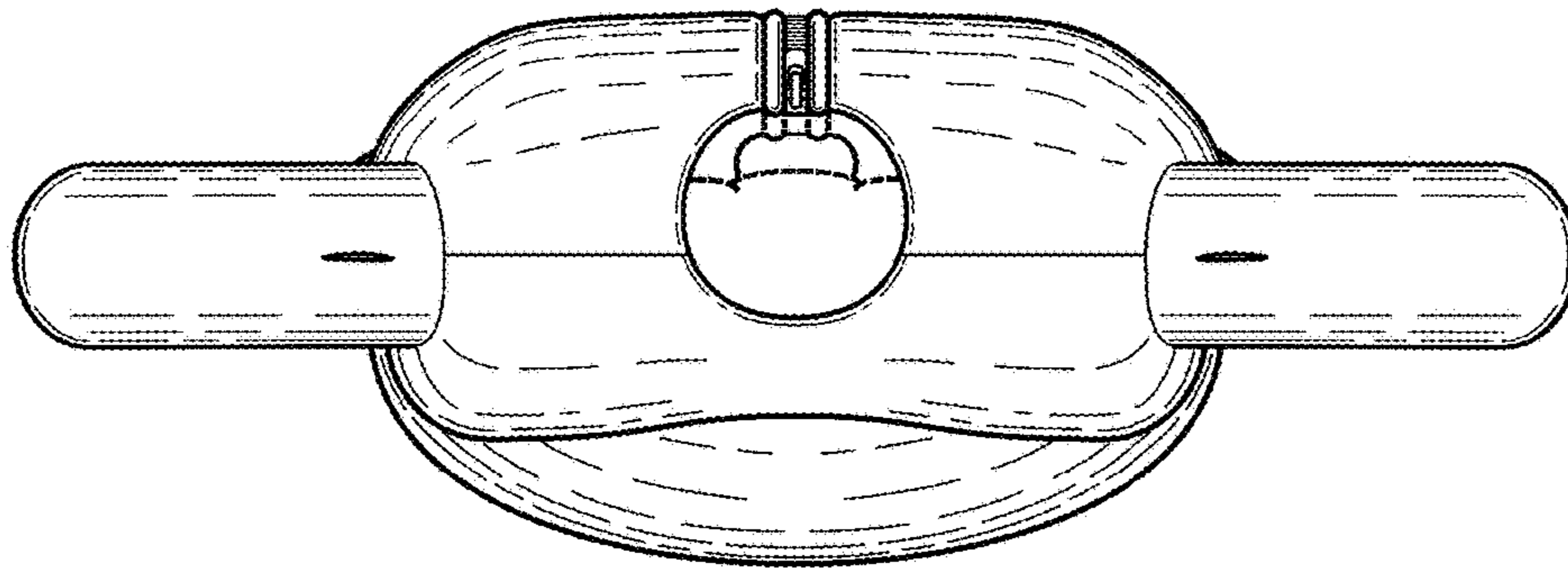
(56) **References Cited**

U.S. PATENT DOCUMENTS

D545,028	S	*	6/2007	Myrick	D2/728
D659,841	S	*	5/2012	Kennedy	D24/190
D660,438	S	*	5/2012	Kennedy	D24/190
D704,417	S	*	5/2014	Gatto	D2/728
D747,092	S	*	1/2016	Jabbour, Jr.	D21/604
D758,046	S	*	6/2016	Grant	D2/741

* cited by examiner

FIG. 1



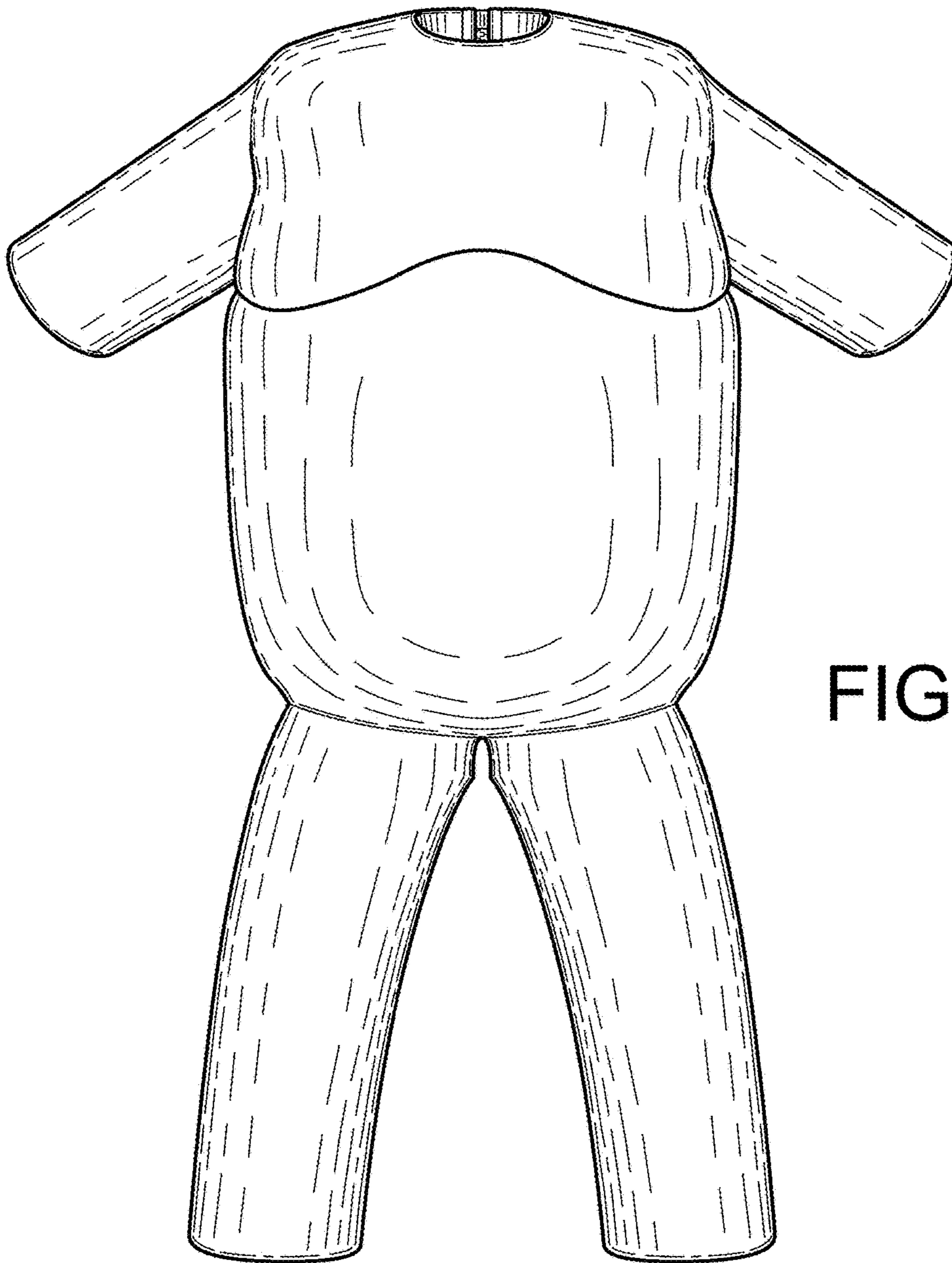


FIG. 2

FIG. 3

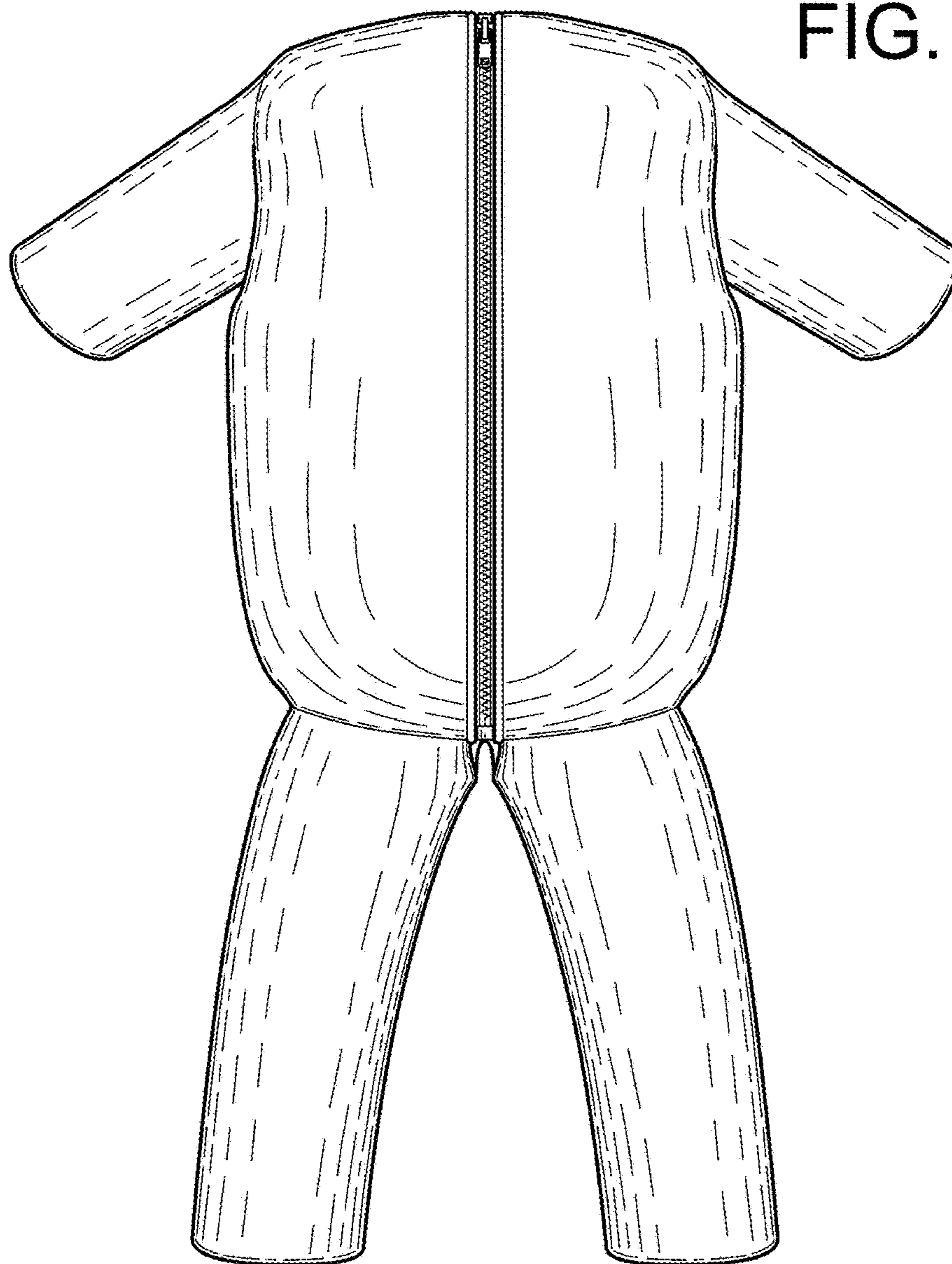
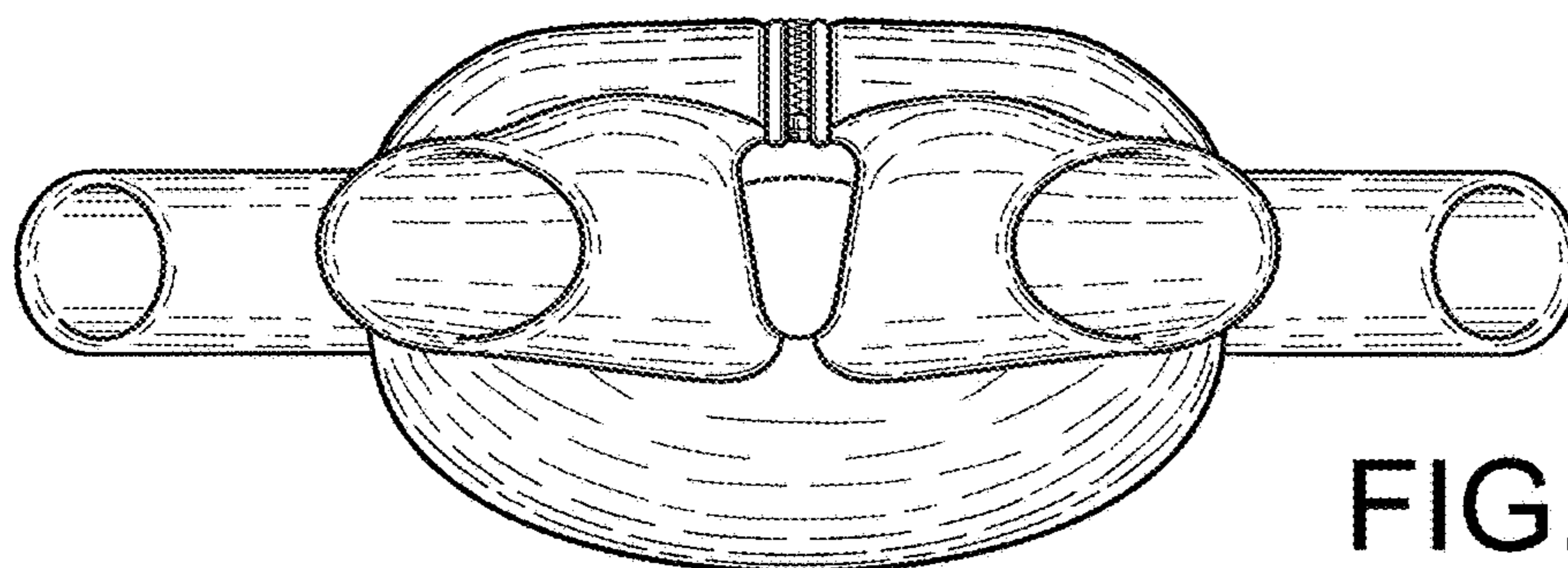


FIG. 4



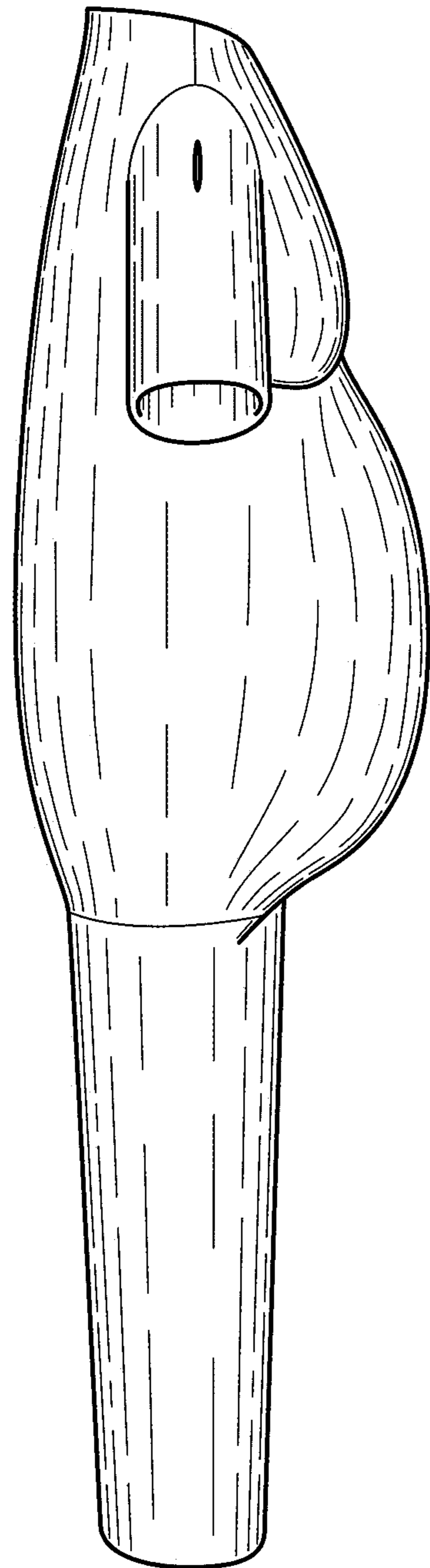


FIG. 5

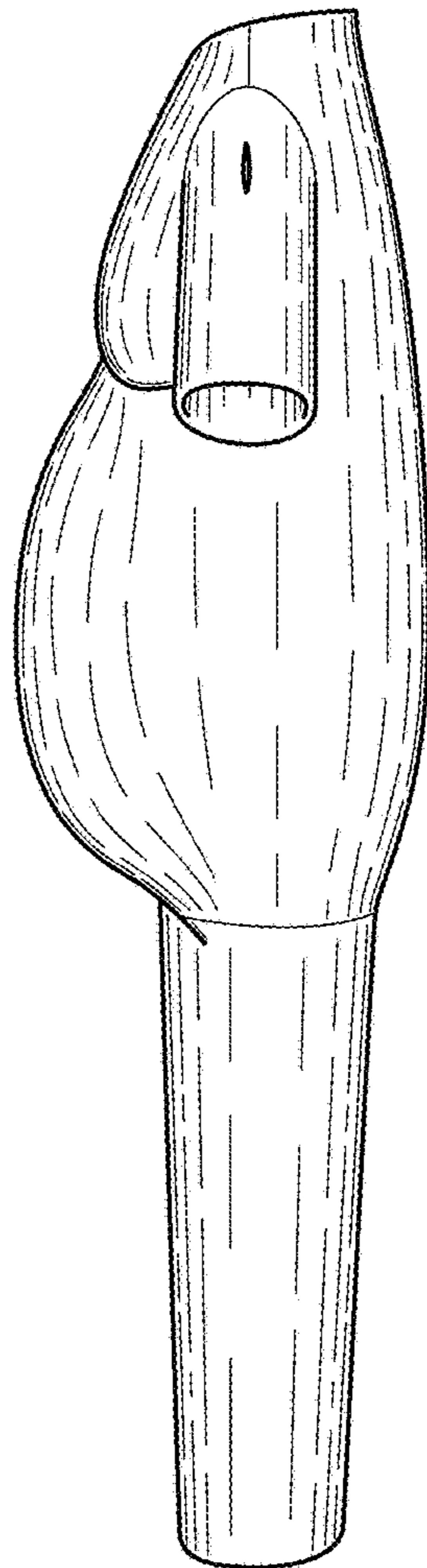


FIG. 6