



US00D804137S

(12) **United States Design Patent**
Fye et al.

(10) **Patent No.:** **US D804,137 S**

(45) **Date of Patent:** **** Nov. 28, 2017**

- (54) **CONVEYOR LINK**
- (71) Applicant: **SPAN TECH LLC**, Glasgow, KY (US)
- (72) Inventors: **Stephen C. Fye**, Glasgow, KY (US);
James L. Layne, Bowling Green, KY (US); **Scott D. Barbour**, Glasgow, KY (US)
- (73) Assignee: **SPAN TECH LLC**, Glasgow, KY (US)
- (**) Term: **15 Years**

5,911,305 A	6/1999	Layne	
6,041,917 A	3/2000	Layne	
6,202,834 B1	3/2001	Layne et al.	
6,223,889 B1	5/2001	Layne et al.	
D473,032 S *	4/2003	Altom	D34/29
D511,298 S	11/2005	Layne et al.	
D528,259 S	9/2006	Layne et al.	
7,108,126 B2	9/2006	Layne et al.	
7,559,421 B1	7/2009	McDaniel et al.	
7,559,422 B2	7/2009	Layne et al.	
D638,603 S *	5/2011	Jansen	D34/29
D655,882 S *	3/2012	Franzaroli	D34/29
D741,564 S *	10/2015	Schlothauer	D34/28
2014/0346016 A1 *	11/2014	Henrekson	B65G 15/48 198/851

- (21) Appl. No.: **29/555,602**
- (22) Filed: **Feb. 23, 2016**
- (51) **LOC (10) Cl.** **12-05**
- (52) **U.S. Cl.**
USPC **D34/29**
- (58) **Field of Classification Search**
USPC D34/29, 35; 198/851, 838, 853, 850;
474/212, 229, 230, 242; 294/82.35, 63.1
CPC F16G 13/10; F16G 13/12; F16G 13/16;
B65B 3/02; B65B 49/14; B65B 51/00;
B66C 1/666; B66C 1/26
See application file for complete search history.

* cited by examiner

Primary Examiner — Cynthia Ramirez

(74) *Attorney, Agent, or Firm* — King & Schickli, PLLC

(57) **CLAIM**

The ornamental design for a conveyor link, as shown and described.

DESCRIPTION


FIG. 1 is a rear perspective view of a conveyor link showing our new design;
 FIG. 2 is a bottom perspective view of the conveyor link of FIG. 1;
 FIG. 3 is a rear view of the conveyor link of FIG. 1;
 FIG. 4 is a right side view of the conveyor link of FIG. 1;
 FIG. 5 is a front view of the conveyor link of FIG. 1;
 FIG. 6 is a top plan view of the conveyor link of FIG. 1; and,
 FIG. 7 is a bottom plan view of the conveyor link of FIG. 1.
 The evenly spaced broken lines shown in the figures are included for the purpose of illustrating environment and form no part of the claimed design.

(56) **References Cited**

U.S. PATENT DOCUMENTS

4,473,365 A *	9/1984	Lapeyre	B65G 17/08 198/850
D291,777 S *	9/1987	Lapeyre	D34/29
5,031,757 A	7/1991	Draebel et al.	
5,174,438 A *	12/1992	Witham	B65G 17/08 198/851
5,497,874 A	3/1996	Layne	
5,690,210 A	11/1997	Layne	

1 Claim, 5 Drawing Sheets



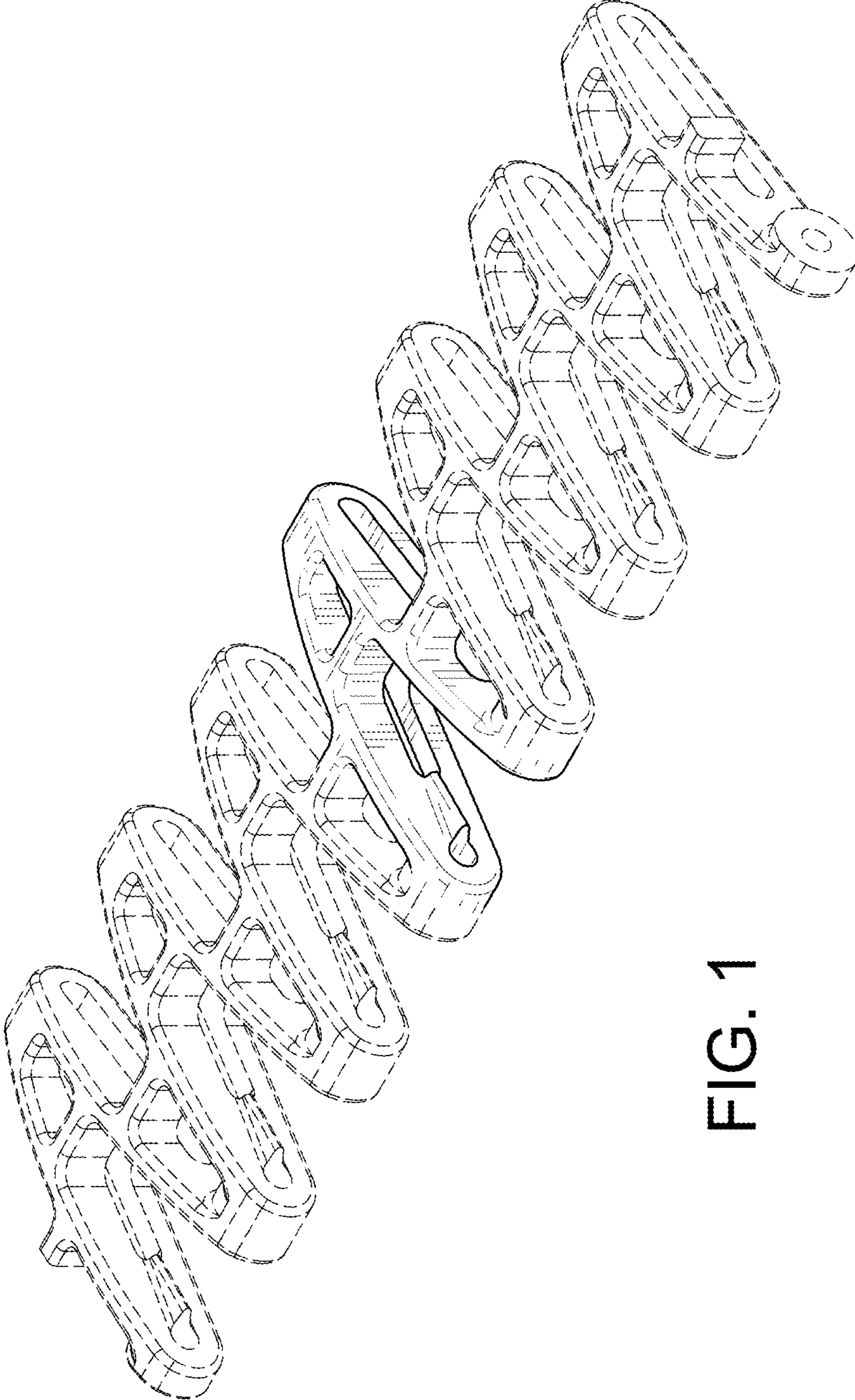


FIG. 1

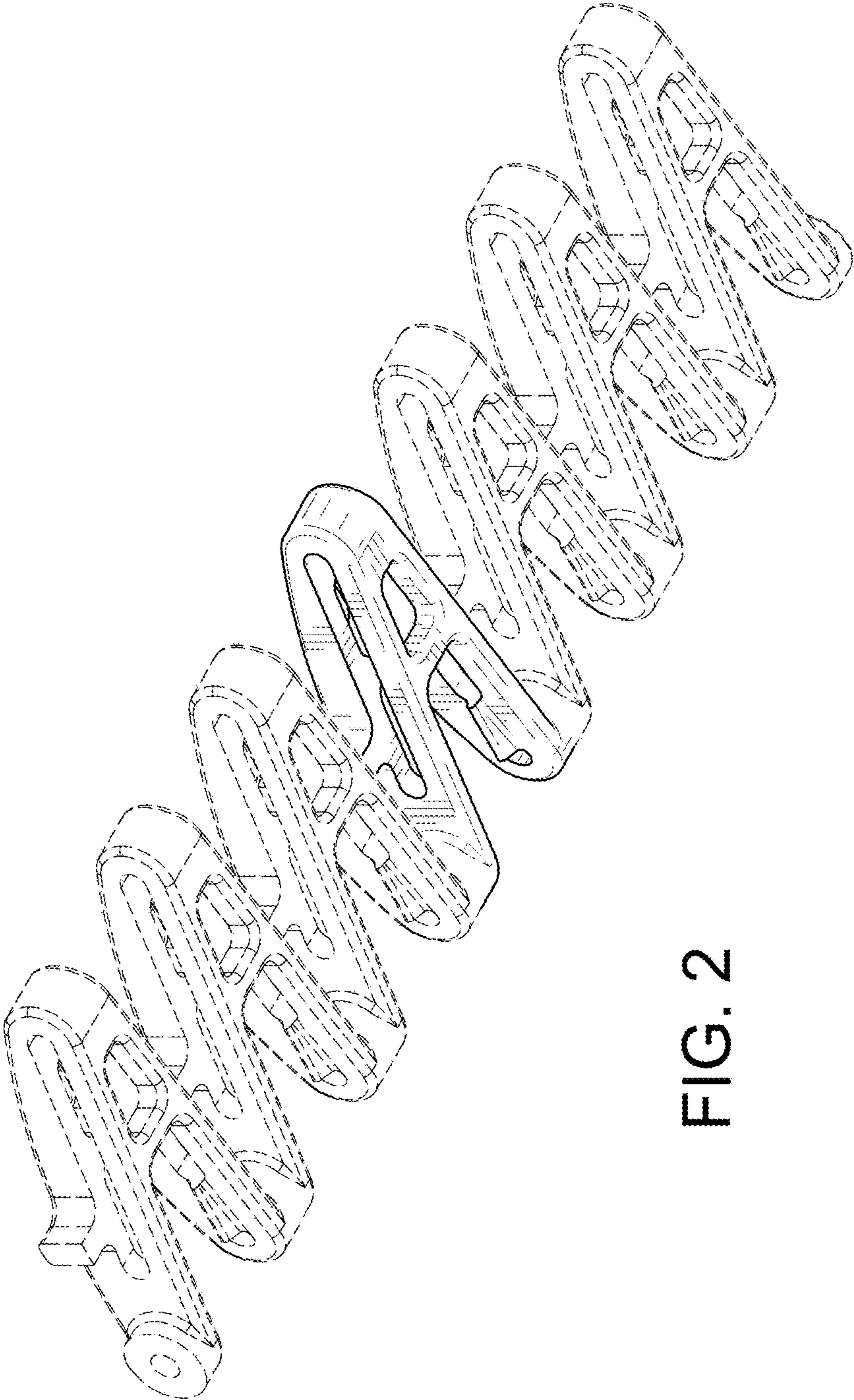


FIG. 2

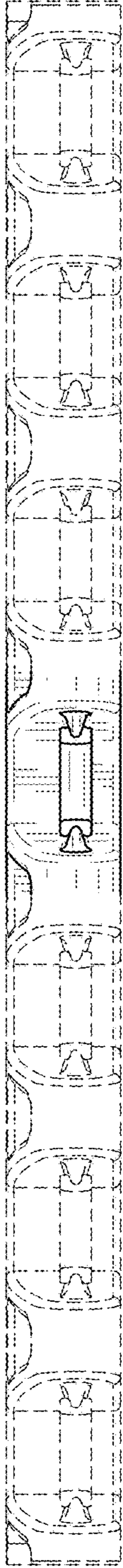


FIG. 3




FIG. 4

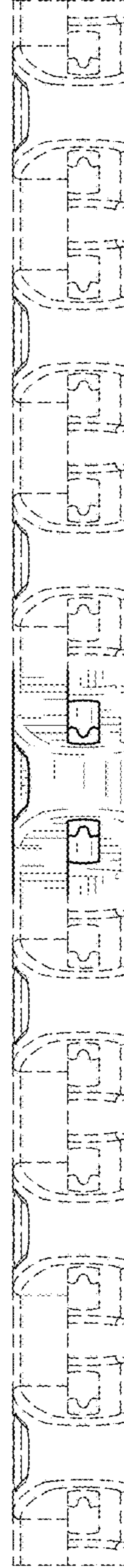


FIG. 5

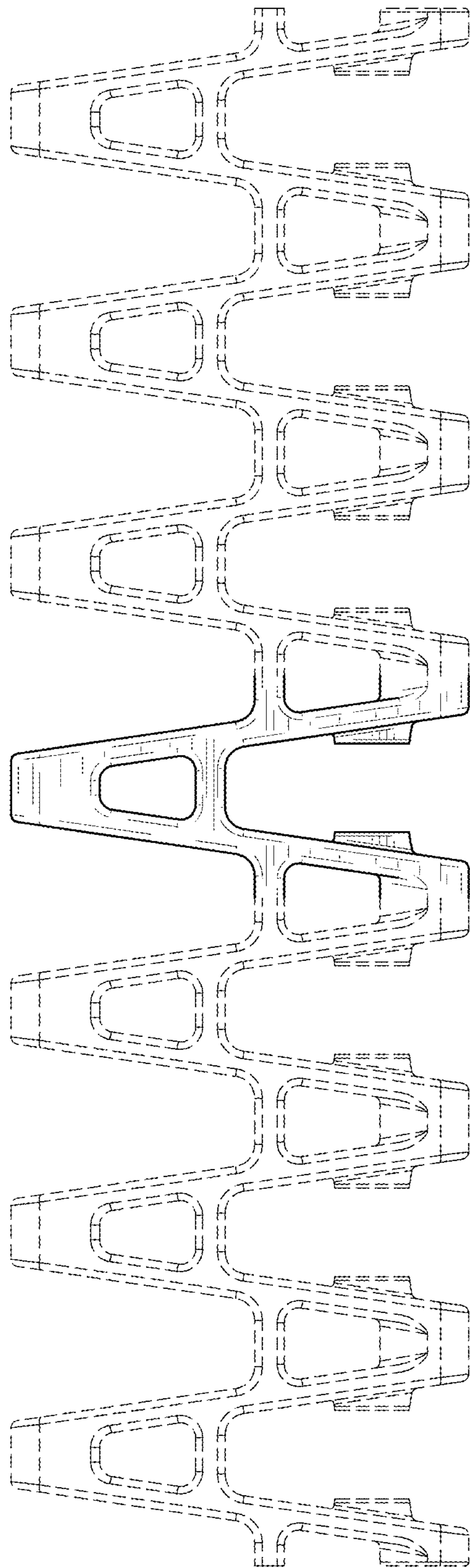


FIG. 6

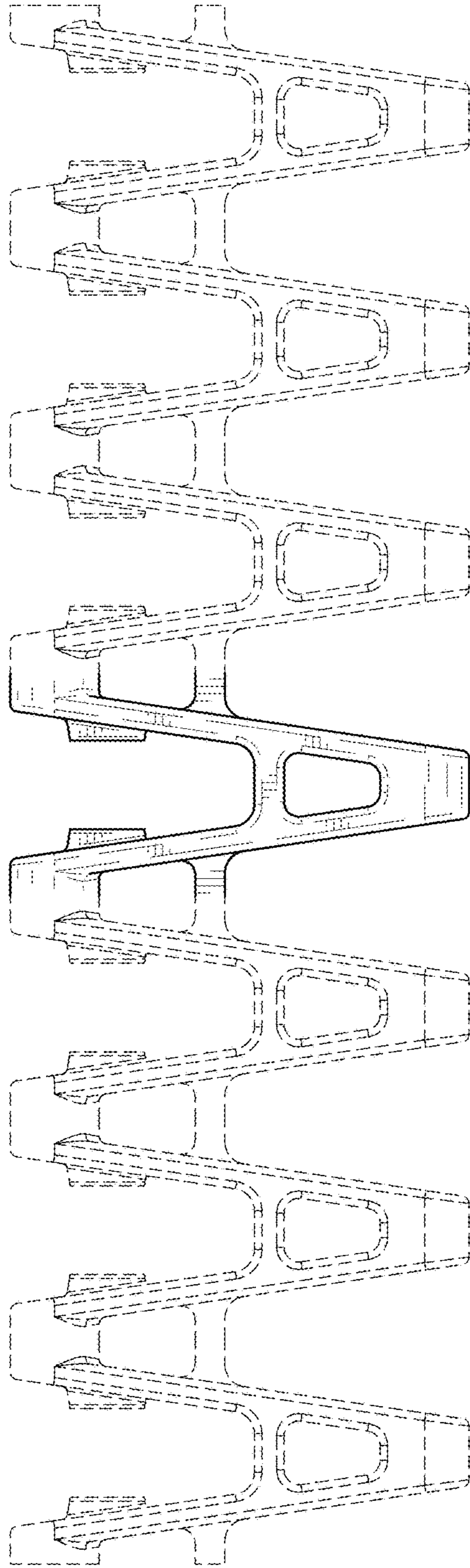


FIG. 7