

US00D804130S

(12) **United States Design Patent** (10) **Patent No.:** **US D804,130 S**
Day (45) **Date of Patent:** **** Nov. 28, 2017**

(54) **IRON SOLEPLATE**
(71) Applicant: **Sunbeam Products, Inc.**, Boca Raton, FL (US)
(72) Inventor: **Adam Day**, Boynton Beach, FL (US)
(73) Assignee: **Sunbeam Products, Inc.**, Boca Raton, FL (US)
(**) Term: **15 Years**
(21) Appl. No.: **29/581,254**

D441,157 S * 4/2001 Powell D32/71
D519,699 S * 4/2006 Lee D32/71
7,297,473 B2 * 11/2007 Ono G02B 3/0018
216/26
D560,322 S * 1/2008 Massip D32/71
D560,323 S * 1/2008 Massip D32/71
D588,771 S * 3/2009 Powell D32/71
D589,223 S * 3/2009 Valcke D32/71
D591,469 S * 4/2009 Powell D32/71
D621,116 S * 8/2010 Massip D32/71
D630,399 S * 1/2011 Koehler D32/71
D638,187 S * 5/2011 Choi D32/71
7,934,850 B2 * 5/2011 Altamura A47F 7/00
362/228
D676,211 S * 2/2013 Sirard D32/71

(22) Filed: **Oct. 17, 2016**
(51) **LOC (10) Cl.** **07-05**
(52) **U.S. Cl.**
USPC **D32/71**
(58) **Field of Classification Search**
USPC D32/70, 71, 73, 72, 69, 68, 35; 392/404;
38/97, 96, 93, 88, 77.9, 77.83, 77.82,
38/77.81, 77.8, 77.7, 77.6, 77.5, 77.3,
38/77.1; 219/251, 245, 257
CPC D06F 75/34; D06F 75/08; D06F 75/38;
D06F 75/00; F22B 27/14; B08B 3/006
See application file for complete search history.

* cited by examiner

Primary Examiner — Austin Murphy
(74) *Attorney, Agent, or Firm* — Michael J. Corrigan

(57) **CLAIM**

The ornamental design for the iron soleplate, as shown and described.

DESCRIPTION

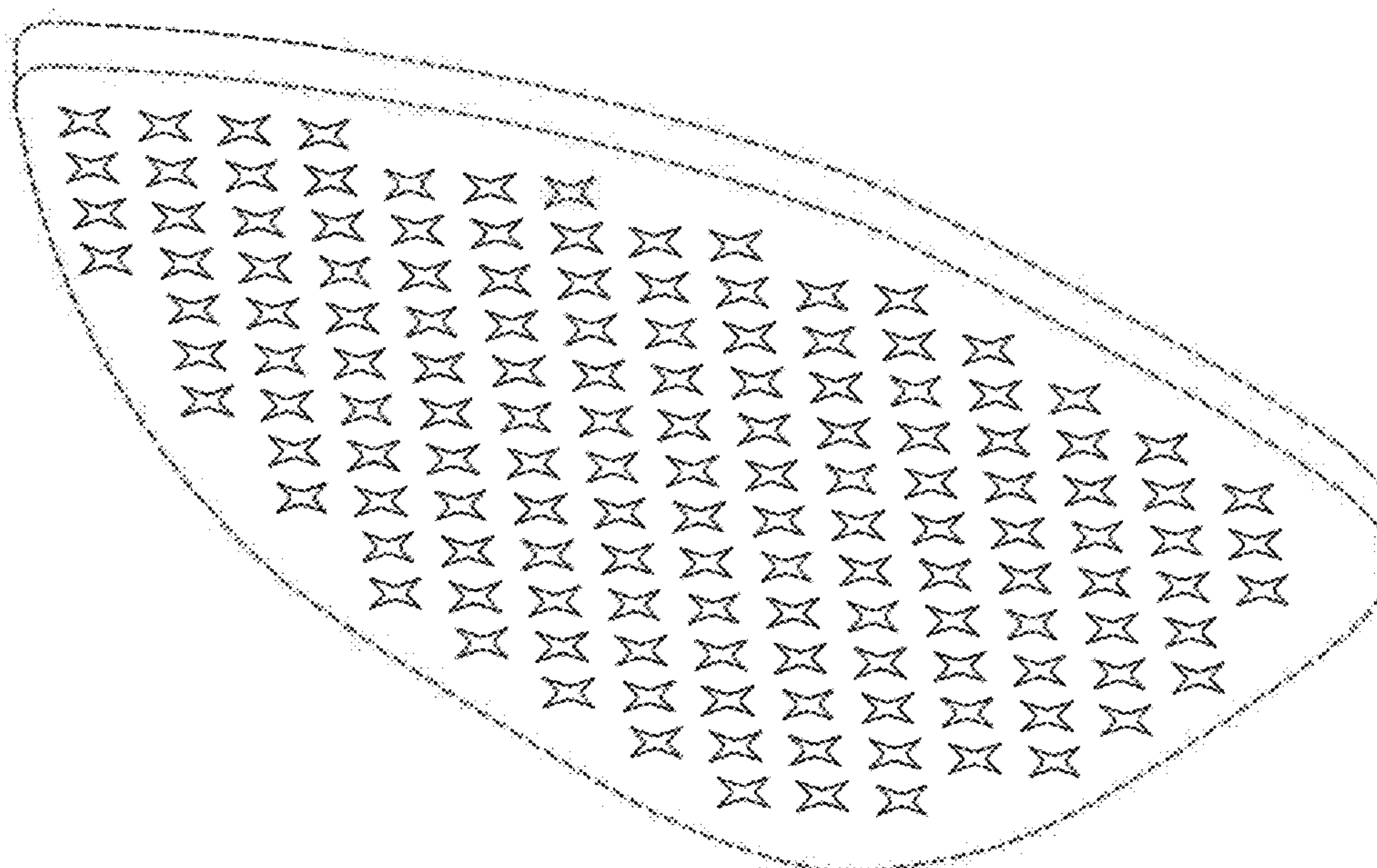
FIG. 1 is a bottom perspective view of an embodiment of an iron soleplate;
FIG. 2 is a bottom edge view thereof;
FIG. 3 is a side view thereof; and,
FIG. 4 is a bottom view thereof.
The broken lines depict portions of the iron soleplate that form no part of the claimed design.

(56) **References Cited**

U.S. PATENT DOCUMENTS

D388,575 S * 12/1997 Naft D32/71
D429,048 S * 8/2000 Brady D32/71

1 Claim, 1 Drawing Sheet



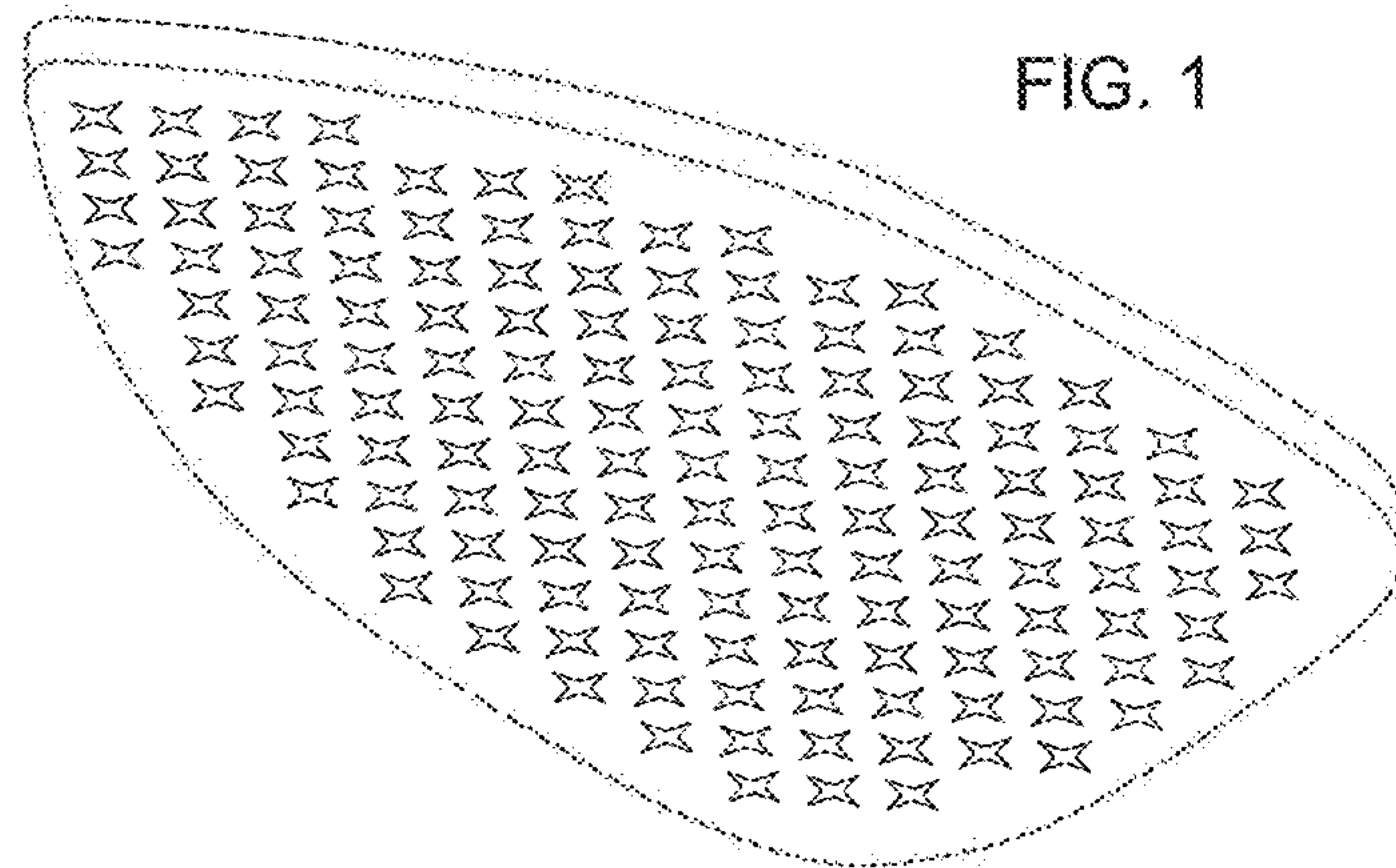


FIG. 2




FIG. 3

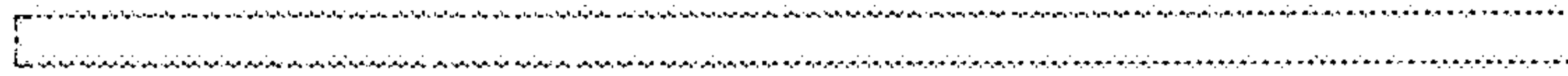


FIG. 4

