



US00D804128S

(12) **United States Design Patent** (10) **Patent No.:** **US D804,128 S**
Day (45) **Date of Patent:** **** Nov. 28, 2017**

(54) **IRON SOLEPLATE**
(71) Applicant: **Sunbeam Products, Inc.**, Boca Raton, FL (US)
(72) Inventor: **Adam Day**, Boynton Beach, FL (US)
(73) Assignee: **Sunbeam Products, Inc.**, Boca Raton, FL (US)

D634,500 S * 3/2011 Walther D32/71
D638,187 S * 5/2011 Choi D32/71
D656,286 S * 3/2012 Spatz D32/71
D700,414 S * 2/2014 Spatz D32/71
D708,410 S * 7/2014 Yamauchi D32/71
2007/0079534 A1* 4/2007 Lukas D06F 5/20
38/93
2008/0313936 A1* 12/2008 Ho D06F 5/38
38/81
2009/0019737 A1* 1/2009 Moreno Jordana D06F 5/24
38/93

(**) Term: **15 Years**

* cited by examiner

(21) Appl. No.: **29/580,767**

Primary Examiner — Austin Murphy

(22) Filed: **Oct. 12, 2016**

(74) *Attorney, Agent, or Firm* — Michael J. Corrigan

(51) **LOC (10) Cl.** **07-05**

(57) **CLAIM**

(52) **U.S. Cl.**
USPC **D32/71**

The ornamental design for the iron soleplate, as shown and described.

(58) **Field of Classification Search**
USPC D32/70, 71, 73, 72, 69, 68, 35; 392/404;
38/97, 96, 93, 88, 77.9, 77.83, 77.82,
38/77.81, 77.8, 77.7, 77.6, 77.5, 77.3,
38/77.1; 219/251, 245, 257
CPC D06F 75/34; D06F 75/08; D06F 75/38;
D06F 75/00; F22B 27/14; B08B 3/006
See application file for complete search history.

DESCRIPTION

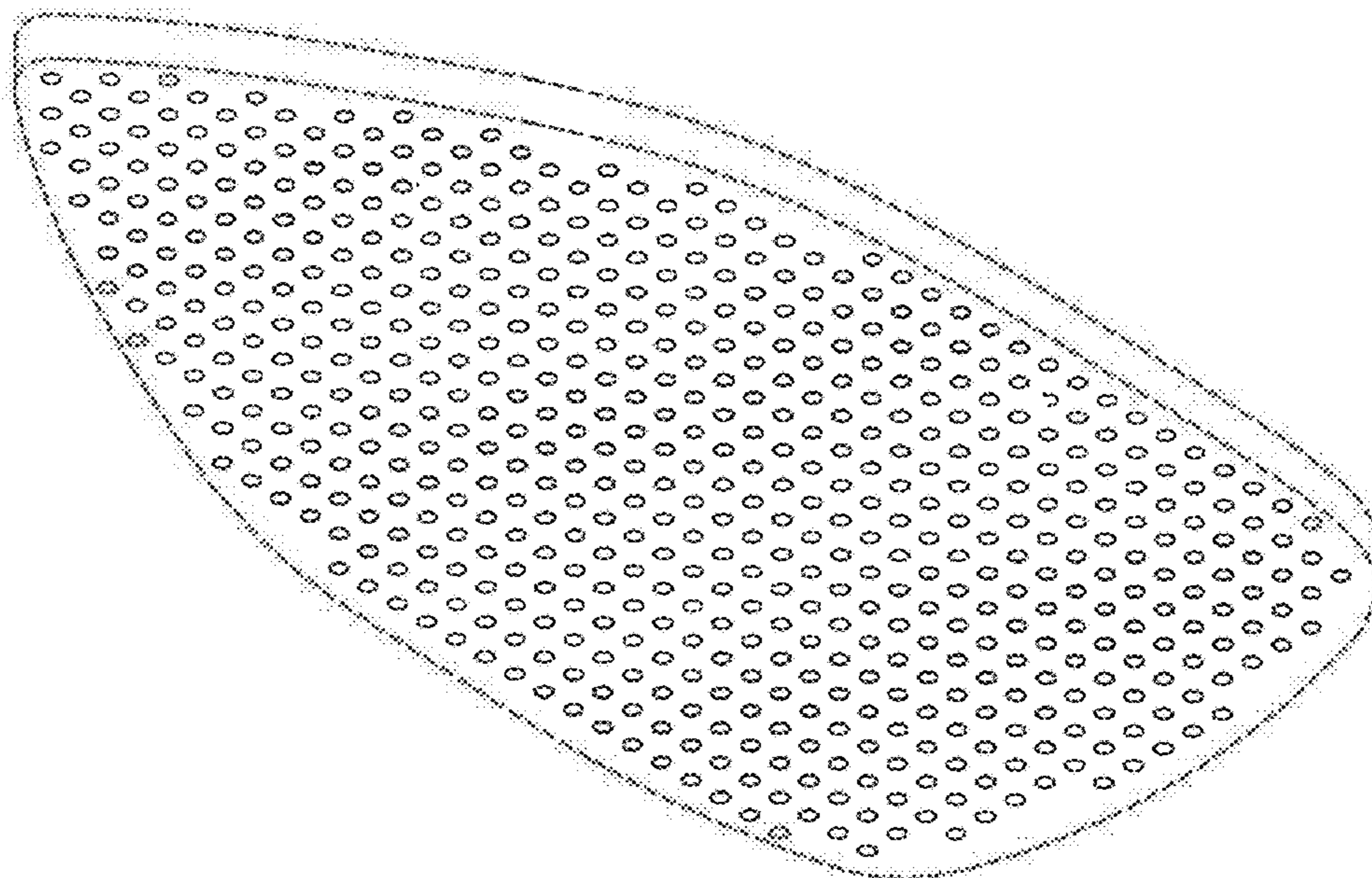
(56) **References Cited**

U.S. PATENT DOCUMENTS

D396,915 S * 8/1998 McIntyre D32/71
D519,699 S * 4/2006 Lee D32/71
D560,322 S * 1/2008 Massip D32/71
D589,223 S * 3/2009 Valcke D32/71
D621,116 S * 8/2010 Massip D32/71

FIG. 1 is a bottom perspective view of a first embodiment of an iron soleplate;
FIG. 2 is a bottom edge view thereof;
FIG. 3 is a side view thereof;
FIG. 4 is a bottom view thereof;
FIG. 5 is a bottom perspective view of a second embodiment of the iron soleplate of FIG. 1;
FIG. 6 is a bottom view thereof;
FIG. 7 is a bottom perspective view of a third embodiment of the iron soleplate of FIG. 1; and,
FIG. 8 is a bottom view thereof.
The broken lines depict portions of the iron soleplate that form no part of the claimed design.

1 Claim, 3 Drawing Sheets



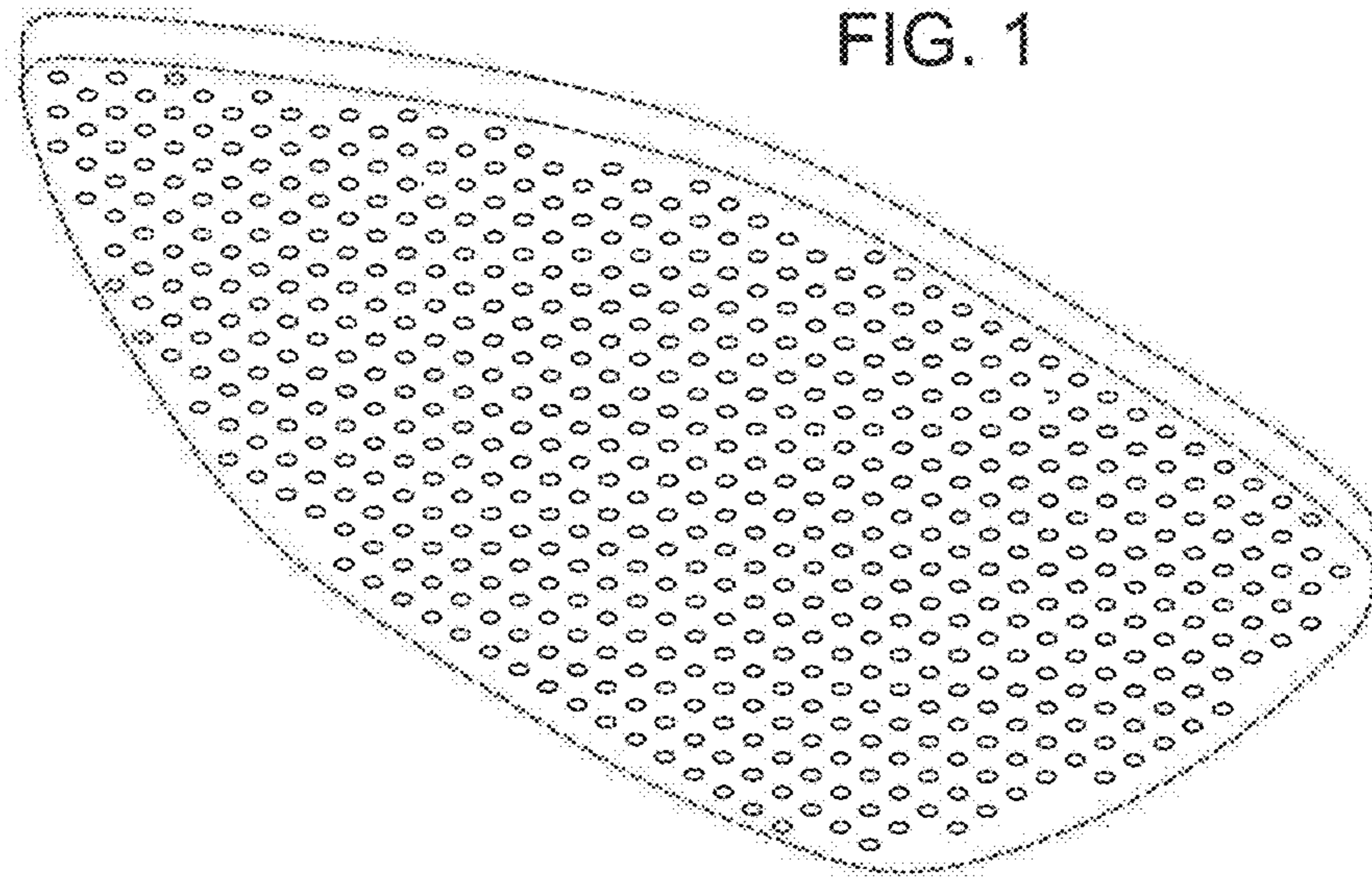


FIG. 2




FIG. 3




FIG. 4

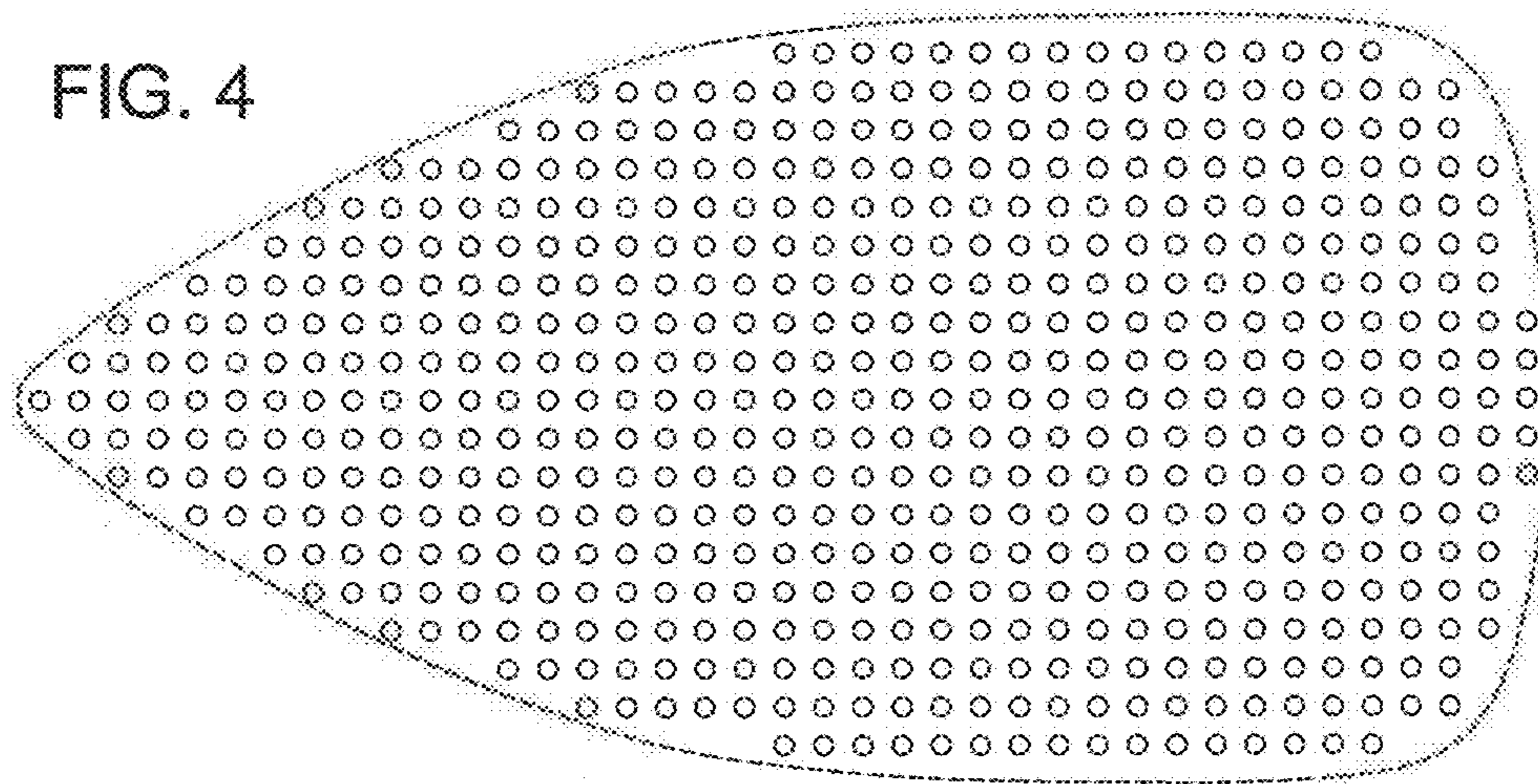


FIG. 5

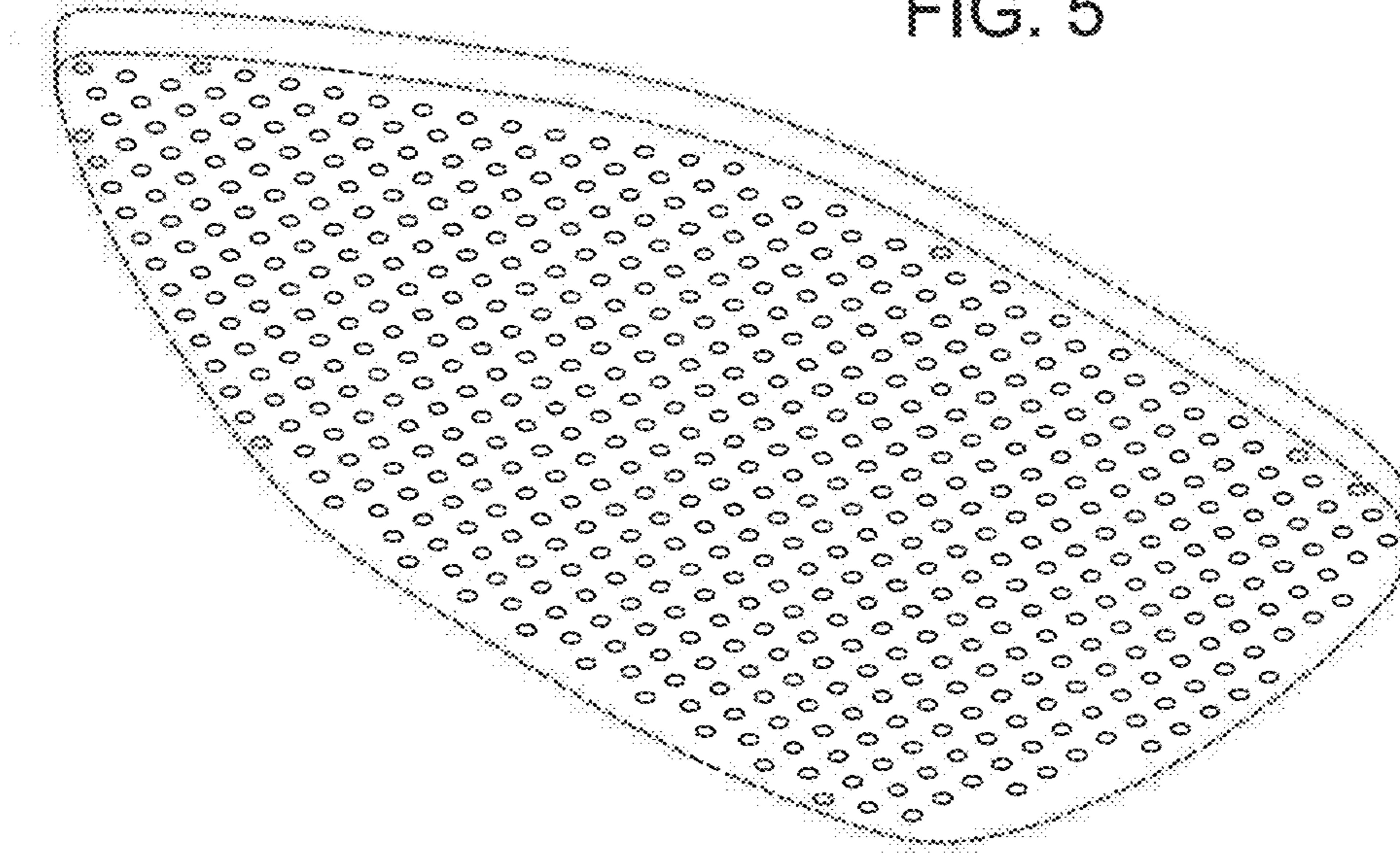


FIG. 6

