



US00D804117S

(12) **United States Design Patent**
Kim et al.

(10) **Patent No.:** **US D804,117 S**

(45) **Date of Patent:** **** Nov. 28, 2017**

(54) **VACUUM CLEANER**

(71) Applicant: **Samsung Electronics Co., Ltd.**,
Suwon-si (KR)

(72) Inventors: **Young-Jin Kim**, Gunpo-si (KR);
Hwan-Dong Lee, Cheonahn-Si (KR);
Yeon-Young Nam, Goyang-Si (KR)

(73) Assignee: **Samsung Electronics Co., Ltd.**,
Suwon-si (KR)

(**) Term: **15 Years**

(21) Appl. No.: **29/547,226**

(22) Filed: **Dec. 2, 2015**

(30) **Foreign Application Priority Data**

Jun. 4, 2015 (KR) 30-2015-0028201

(51) **LOC (10) Cl.** **15-05**

(52) **U.S. Cl.**
USPC **D32/22**

(58) **Field of Classification Search**
USPC D32/17-18, 21-22, 31, 34
CPC A47L 5/24; A47L 5/28; A47L 5/34; A47L
5/362; A47L 5/36; A47L 11/34; A47L
9/325; A47L 9/20; A47L 9/02; A47L
9/32; A47L 9/322; A47L 9/327; A47L
7/0038

See application file for complete search history.

(56) **References Cited**

U.S. PATENT DOCUMENTS

D574,563 S * 8/2008 Fjellman D32/22
D613,469 S * 4/2010 Agren D32/22

D629,167 S 12/2010 Kim
D643,980 S * 8/2011 Kim D32/22
D664,314 S * 7/2012 Li D32/17
D672,516 S * 12/2012 Ediger D32/17
D677,844 S 3/2013 Nicora et al.
D680,286 S 4/2013 Gray et al.
D728,176 S * 4/2015 Yu D32/22
2008/0282498 A1 * 11/2008 Luciano A47L 5/30
15/383

FOREIGN PATENT DOCUMENTS

CN 201230508663.6 3/2013

* cited by examiner

Primary Examiner — Ruth McInroy

(74) *Attorney, Agent, or Firm* — NSIP Law

(57) **CLAIM**

We claim the ornamental design for a vacuum cleaner, as shown and described.

DESCRIPTION

FIG. 1 is a front perspective view of a vacuum cleaner showing our new design;
FIG. 2 is a front view thereof;
FIG. 3 is a rear view thereof;
FIG. 4 is a left-side view thereof;
FIG. 5 is a right-side view thereof;
FIG. 6 is a top view thereof;
FIG. 7 is a bottom view thereof;
FIG. 8 is a rear perspective view thereof; and,
FIG. 9 is enlarged view of encircled portion in FIG. 3.
The details shown in broken lines form no part of the claimed design. The dot-dash broken lines in FIG. 3 indicate the enlarged portion in FIG. 9.

1 Claim, 9 Drawing Sheets

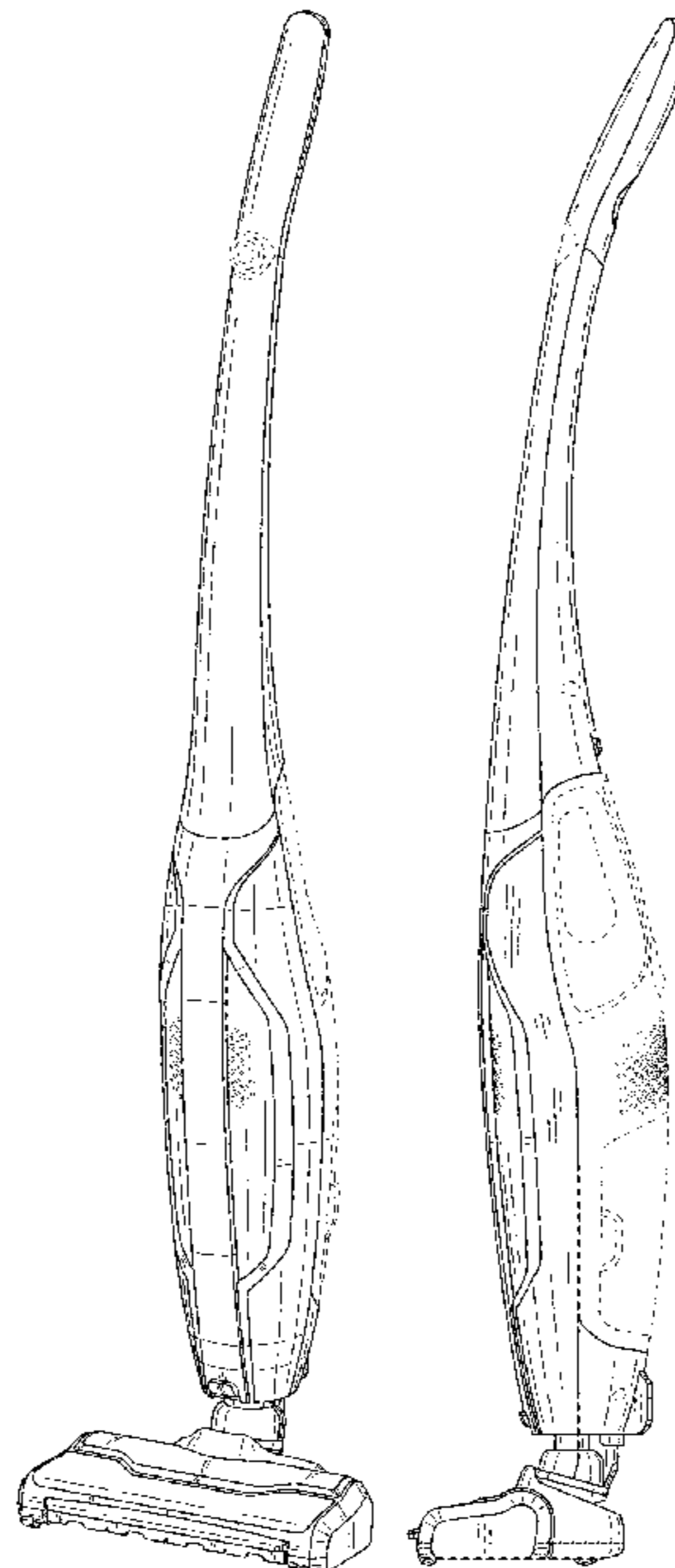


FIG. 1

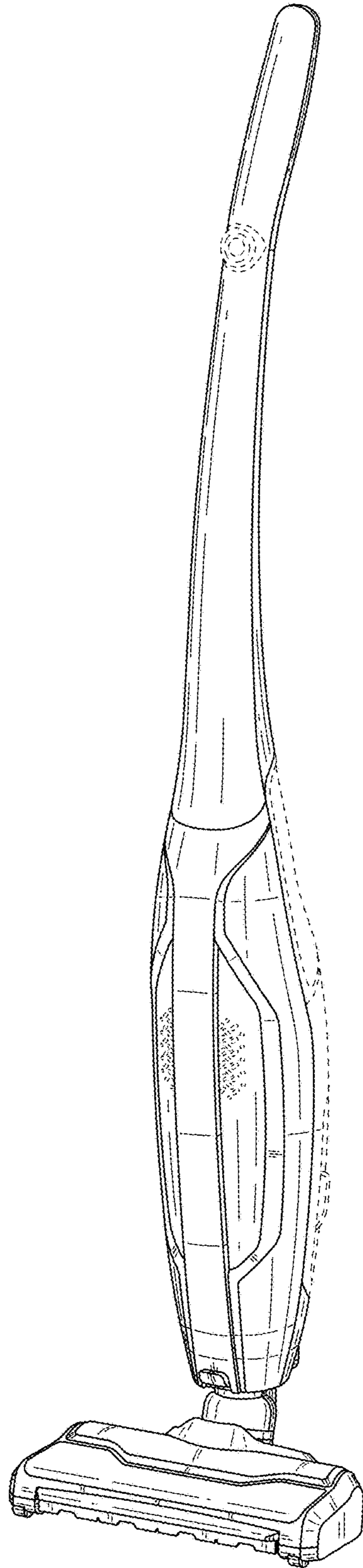


FIG. 2

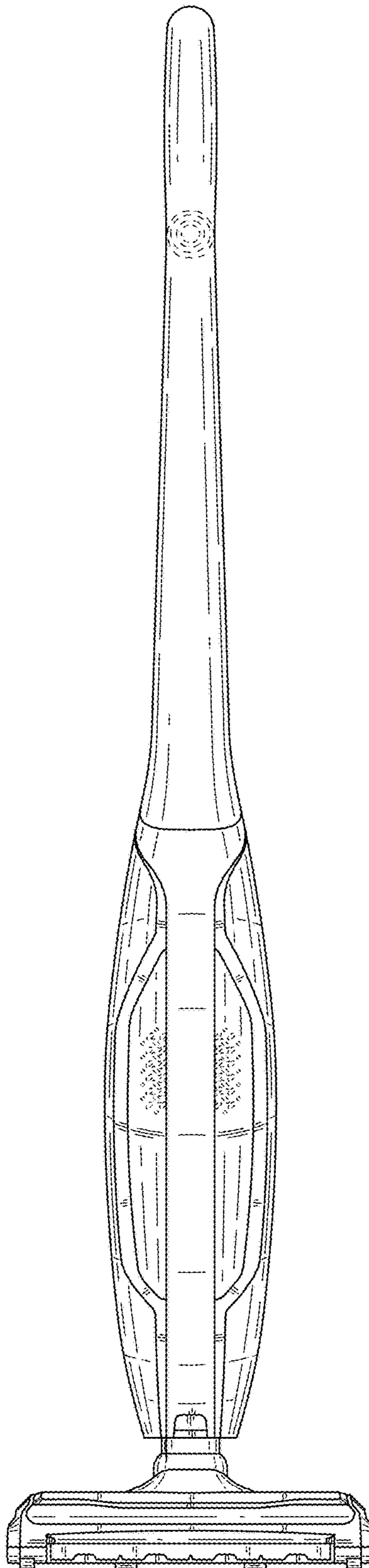


FIG. 3

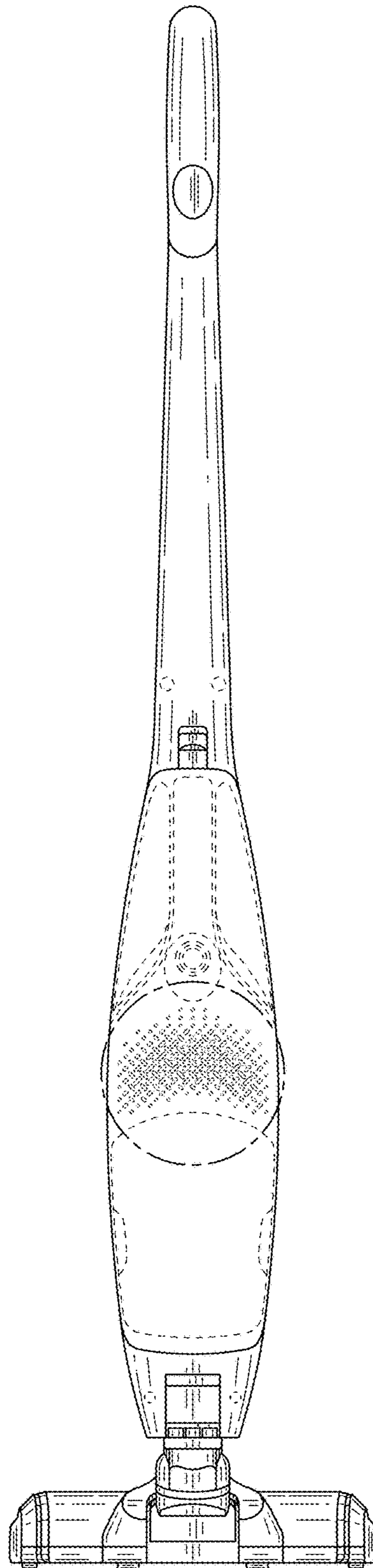


FIG. 4

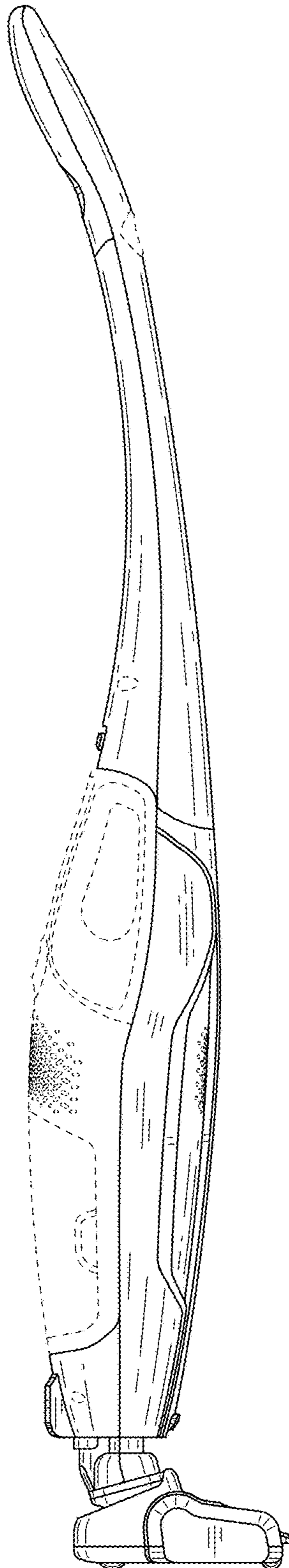


FIG. 5

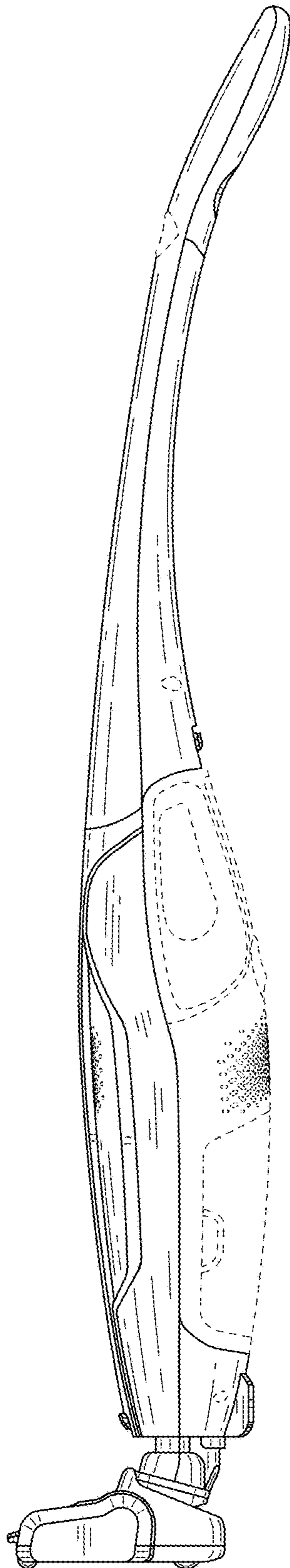


FIG. 6

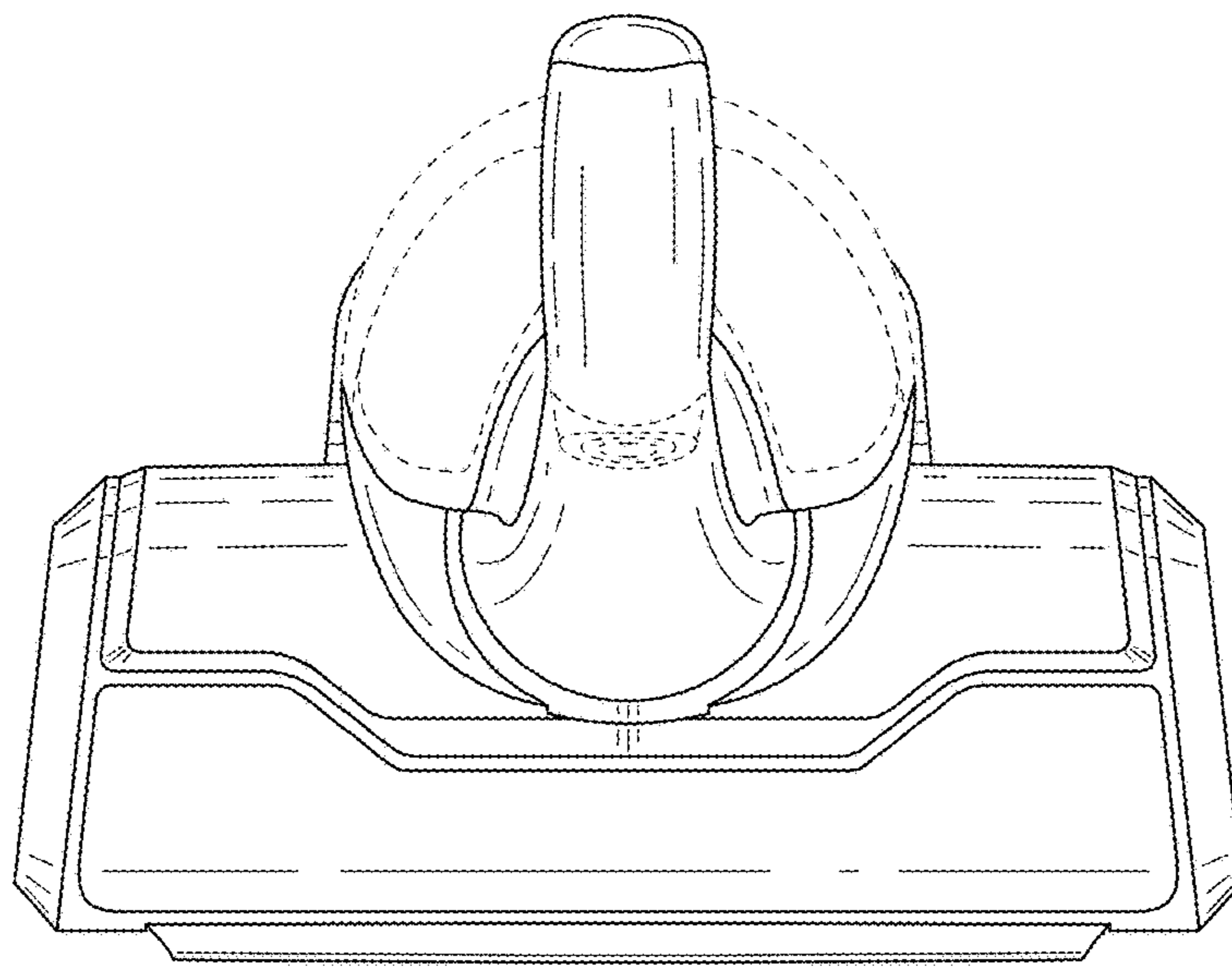


FIG. 7

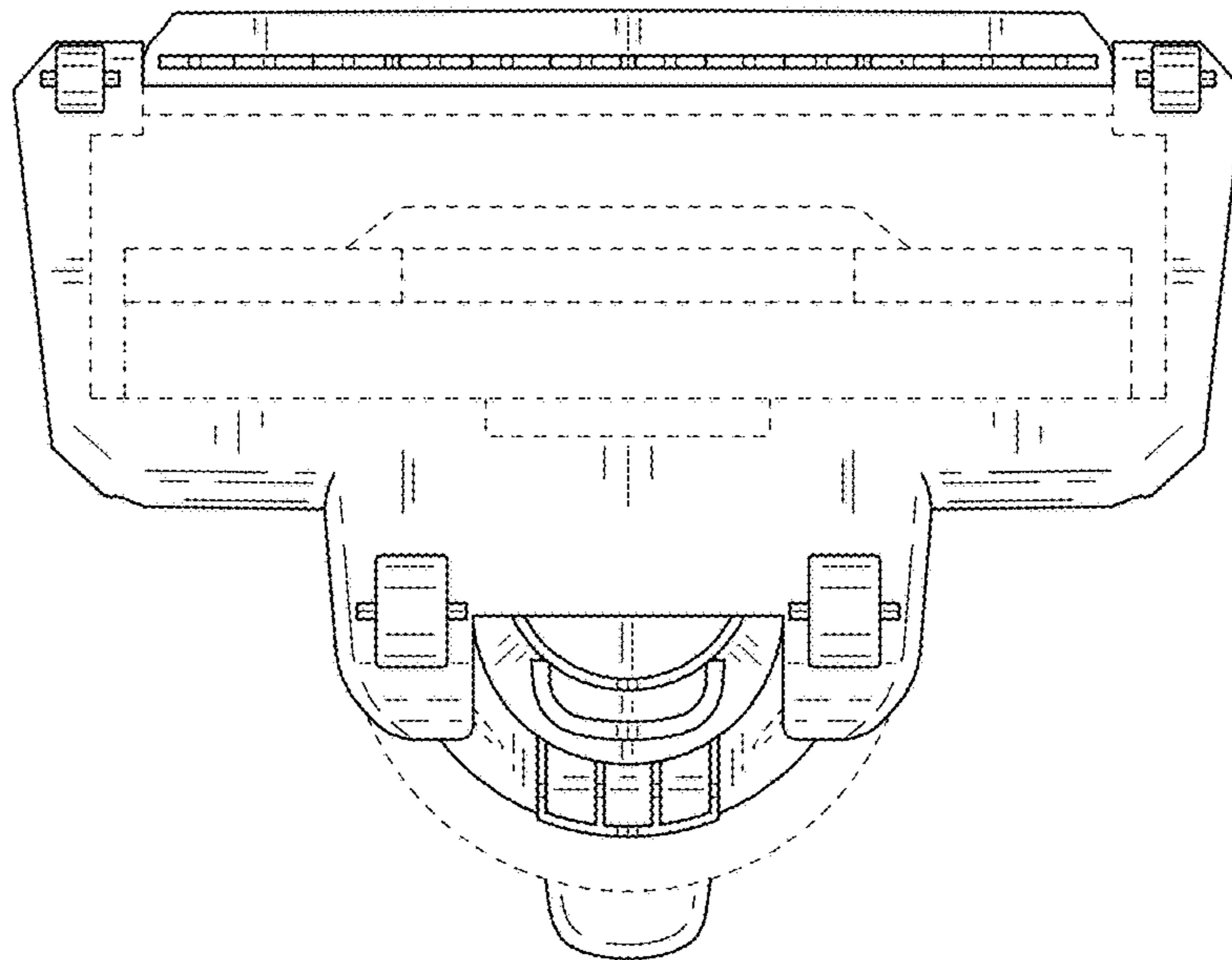


FIG. 8

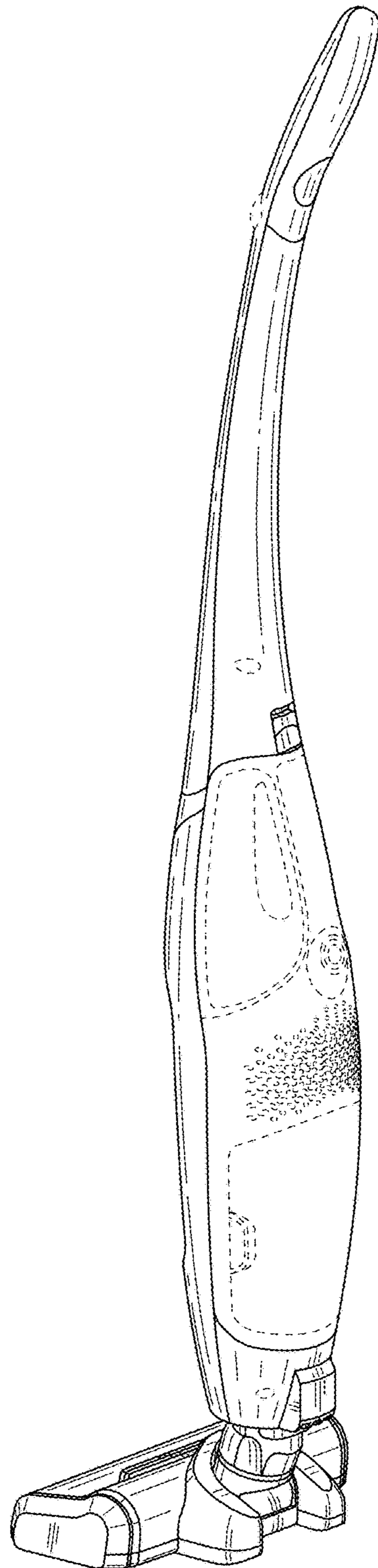


FIG. 9

