



US00D804101S

(12) **United States Design Patent**
Wako

(10) **Patent No.:** **US D804,101 S**

(45) **Date of Patent:** **** Nov. 28, 2017**

(54) **HELMET**

(71) Applicant: **SHOEI CO., LTD.**, Taito-ku, Tokyo (JP)

(72) Inventor: **Masanori Wako**, Tokyo (JP)

(73) Assignee: **SHOEI CO., LTD.**, Tokyo (JP)

(**) Term: **14 Years**

(21) Appl. No.: **29/508,236**

(22) Filed: **Nov. 4, 2014**

Related U.S. Application Data

(63) Continuation-in-part of application No. 29/496,015, filed on Jul. 8, 2014.

(51) **LOC (10) Cl.** **09-03**

(52) **U.S. Cl.**
USPC **D29/107**

(58) **Field of Classification Search**
USPC D29/102-107, 122
CPC A63B 71/10; A63B 71/222; A63B 71/04;
A63B 71/166; A63B 71/228; A63B
71/32; A63B 71/105; A01K 55/00; A42B
3/222; A42B 3/166; A42B 3/04; A42B
3/228; A42B 3/32; A42B 3/105
See application file for complete search history.

(56) **References Cited**

U.S. PATENT DOCUMENTS

D353,026 S * 11/1994 Kamata D29/105
6,009,562 A * 1/2000 Bullock A42B 3/16
2/12
D498,882 S * 11/2004 Yi D29/107
D499,213 S * 11/2004 Lee D29/105

D549,883 S * 8/2007 Dion D29/106
D581,099 S * 11/2008 Ahn D29/107
D583,102 S * 12/2008 Summers D29/106
D626,291 S * 10/2010 Lee D29/102
D670,445 S * 11/2012 Kimura D29/104
D680,694 S * 4/2013 Hwang D29/107
D684,320 S * 6/2013 Mateu Codina D29/106

OTHER PUBLICATIONS

An Office Action issued by the United States Patent and Trademark Office dated Jan. 15, 2016, for co-pending U.S. Appl. No. 29/496,015.

An Office Action issued by the United States Patent and Trademark Office dated Dec. 27, 2016 for co-pending U.S. Appl. No. 29/496,015.

* cited by examiner

Primary Examiner — Ruth McInroy

(74) *Attorney, Agent, or Firm* — Law Office of Katsuhiro Arai

(57) **CLAIM**

The ornamental design for a helmet, as shown and described.

DESCRIPTION

FIG. 1 is a front elevation view of a helmet showing my new design;

FIG. 2 is a rear view thereof;

FIG. 3 is a top plan view thereof;

FIG. 4 is a left side view thereof;



FIG. 5 is a right side view thereof;

FIG. 6 is a front left perspective view thereof; and,

FIG. 7 is a rear right perspective view thereof.

The details shown in broken lines form no part of the claimed design.

1 Claim, 7 Drawing Sheets






FIG. 1

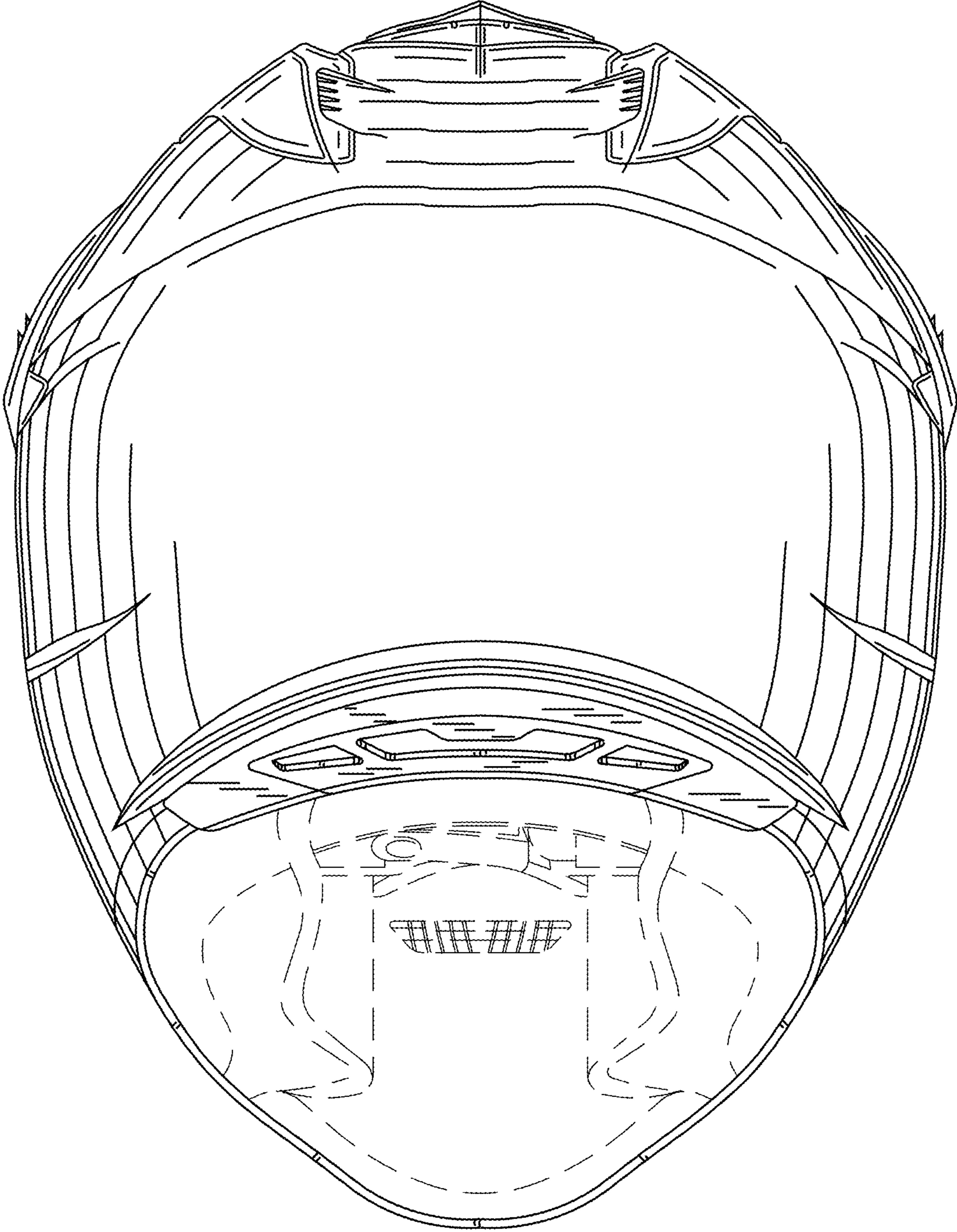


FIG. 2

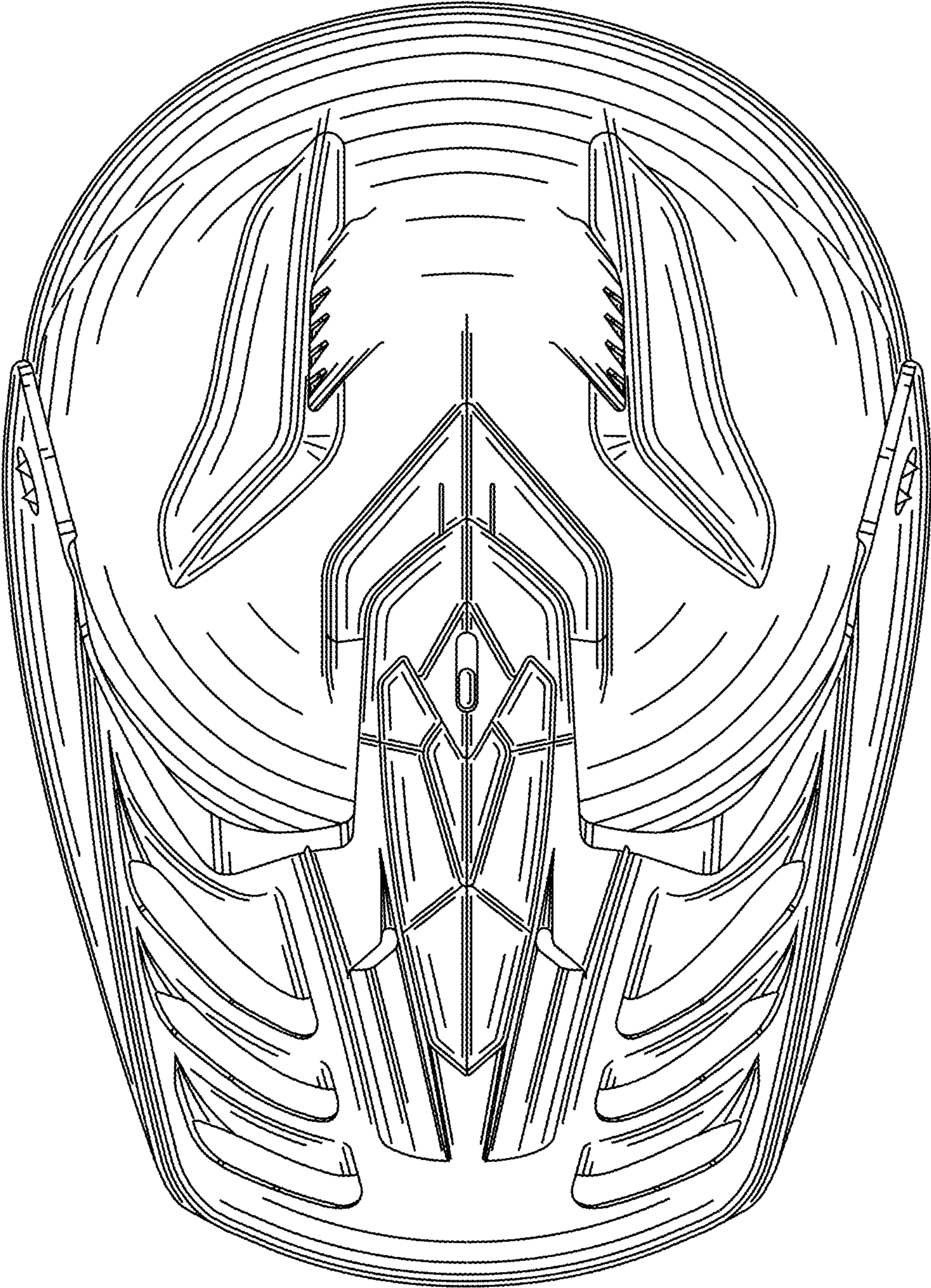


FIG. 3




FIG. 4

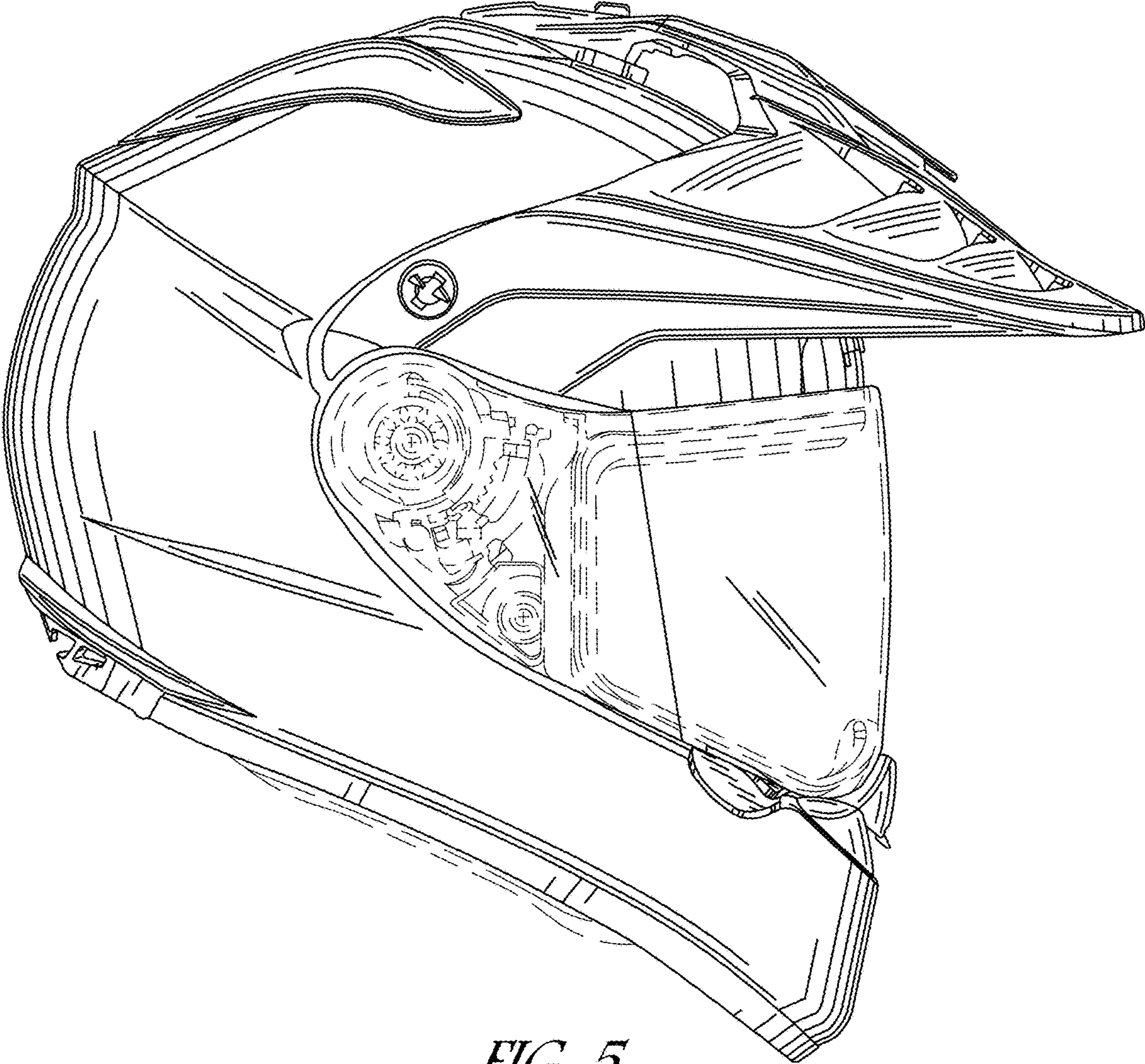


FIG. 5

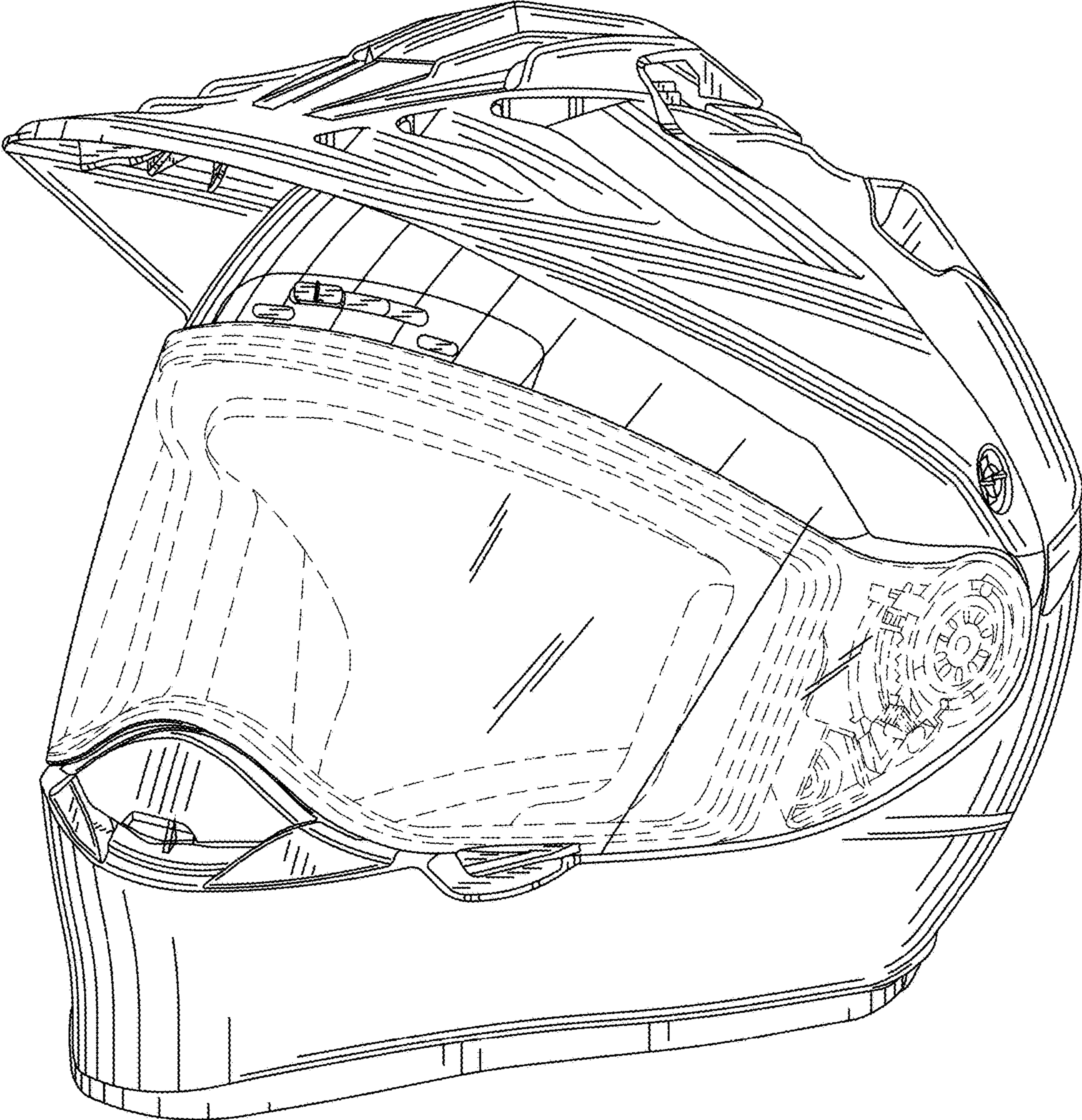


FIG. 6




FIG. 7