



US00D804099S

(12) **United States Design Patent**
Teller et al.

(10) **Patent No.:** **US D804,099 S**

(45) **Date of Patent:** **** *Nov. 28, 2017**

(54) **COSMETIC PRODUCT CONTAINER**

CPC ... B65D 1/00; B65D 3/00; B65D 5/00; B65D 11/00; B65D 25/00; B65D 81/00

See application file for complete search history.

(71) Applicant: **EOS PRODUCTS, LLC**, New York, NY (US)

(56) **References Cited**

(72) Inventors: **Jonathan Teller**, New York, NY (US);
Sanjiv Mehra, New York, NY (US);
Peter Waxman, New York, NY (US);
Joseph Speter, New York, NY (US);
Sherry Jhavar, New York, NY (US);
Hamish Campbell, New York, NY (US)

U.S. PATENT DOCUMENTS

D16,159 S	7/1885	Atterbury
1,852,455 A	4/1932	Friedman
2,745,642 A	5/1956	Hermann
3,167,079 A	1/1965	Weil
D206,463 S	12/1966	Federighi
3,292,840 A	12/1966	Schmidt
3,494,515 A	2/1970	Fattori
4,765,501 A	8/1988	Kao
5,044,496 A	9/1991	Tanaka

(Continued)

(73) Assignee: **EOS PRODUCTS, LLC**, New York, NY (US)

FOREIGN PATENT DOCUMENTS

(*) Notice: This patent is subject to a terminal disclaimer.

JP	1136041	3/2002
JP	2004-321410	11/2004

(**) Term: **14 Years**

OTHER PUBLICATIONS

U.S. Appl. No. 29/479,119, filed Jan. 2014, Teller et al.

(21) Appl. No.: **29/486,497**

(Continued)

(22) Filed: **Mar. 31, 2014**

Primary Examiner — Marianne Pandozzi

Assistant Examiner — Jae Liang

(51) **LOC (10) Cl.** **28-03**

(74) *Attorney, Agent, or Firm* — Martin & Ferraro, LLP

(52) **U.S. Cl.**

USPC **D28/82**; D28/88; D9/519; D9/522;
D9/554

(57) **CLAIM**

The ornamental design for a cosmetic product container, as shown and described.

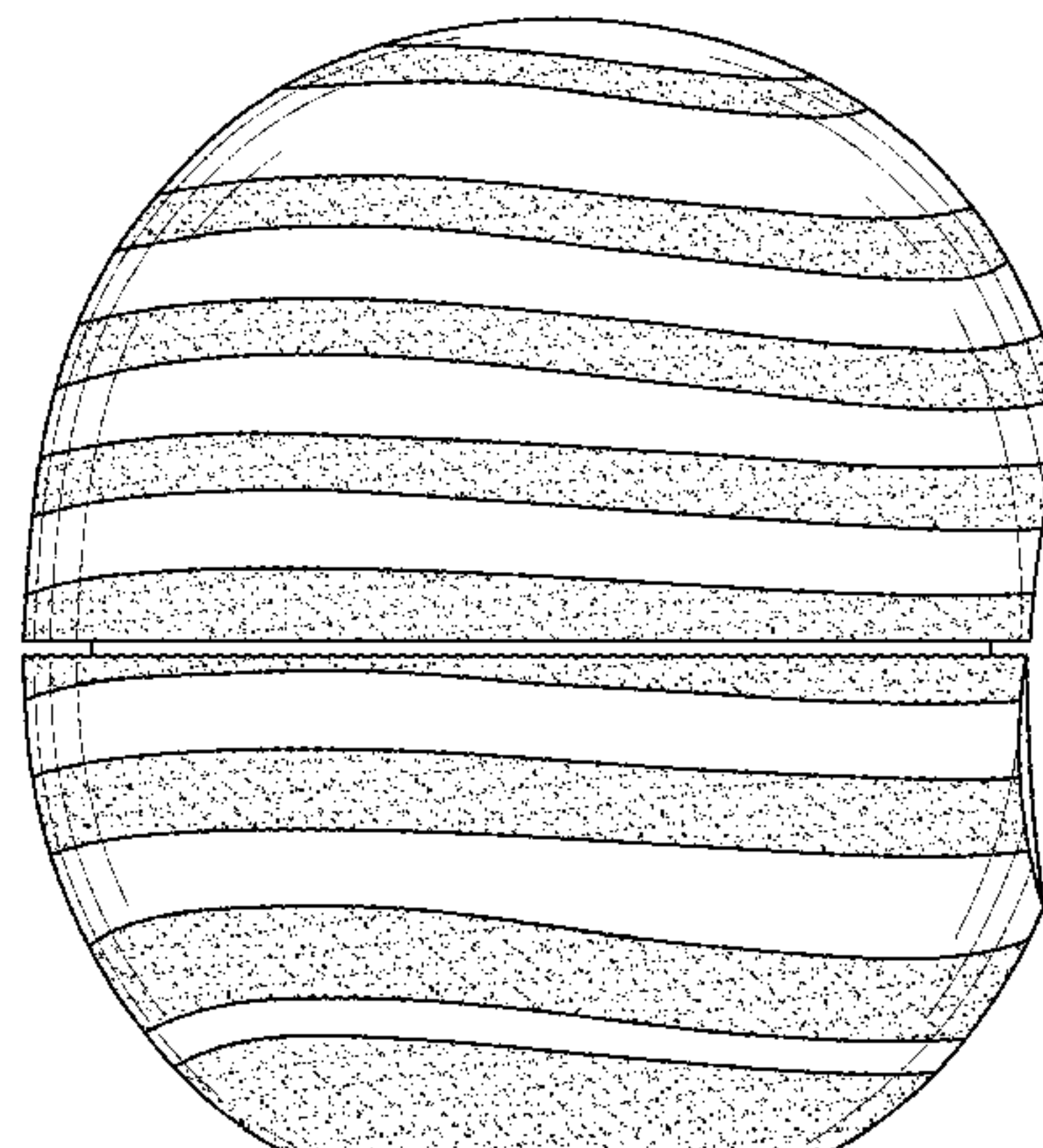
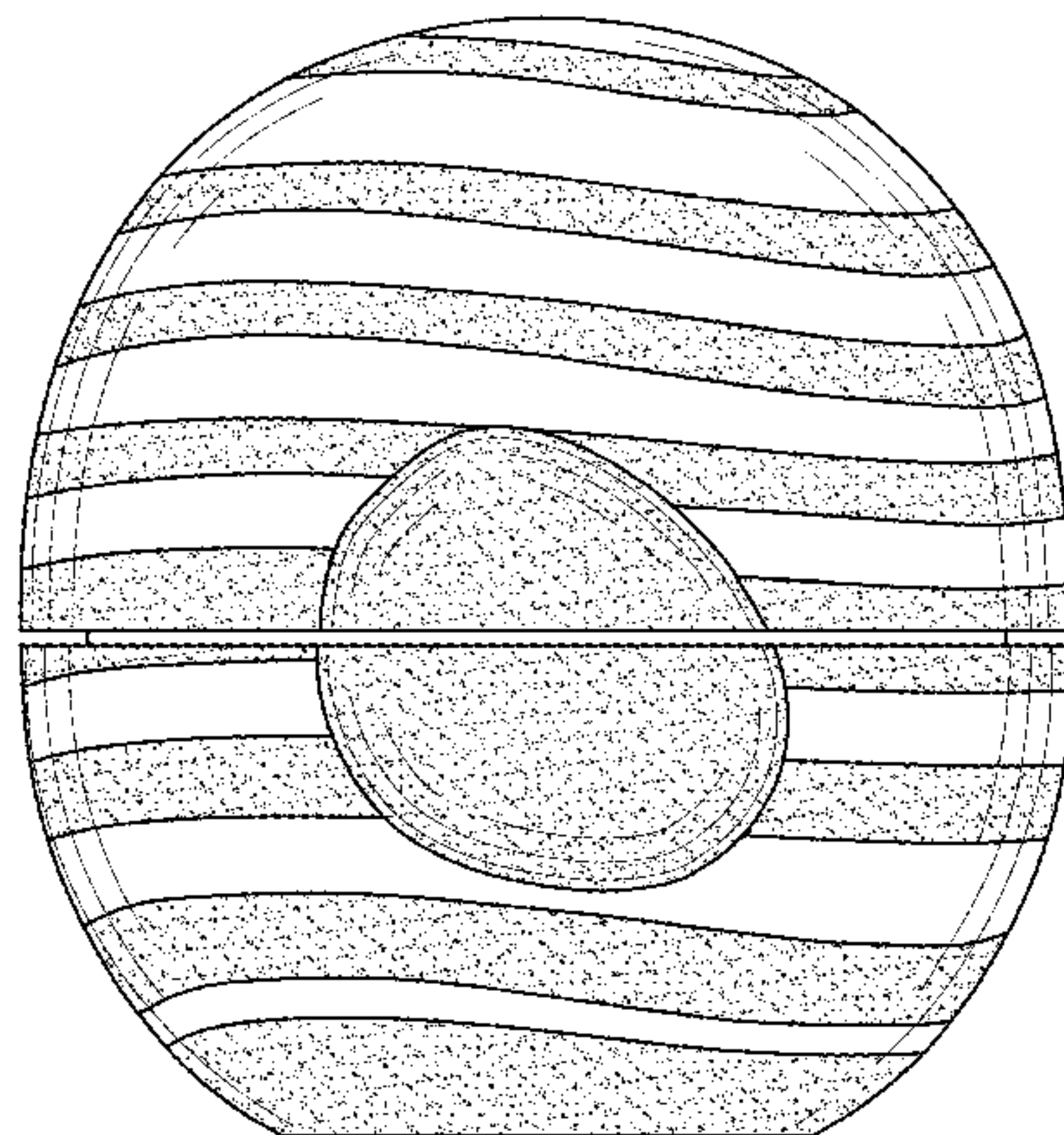
(58) **Field of Classification Search**

USPC D28/85-91, 82, 76-79, 4-7, 8.1, 8.2, 9;
D9/502, 570, 503, 504, 519, 552, 554,
D9/557, 564, 566, 567, 600, 726, 601,
D9/551, 521, 416, 529, 438, 435;
D24/101, 102; D1/127, 130; D5/43, 44,
D5/56, 59, 60, 62, 55; 132/316, 317,
132/318, 320; 206/581, 823, 385;
D3/265, 270, 271.1; 424/467; D14/489

DESCRIPTION

FIG. 1 is a front elevational view of a cosmetic product container showing my design;
FIG. 2 is a left side elevational view thereof;
FIG. 3 is a right side elevational view thereof;
FIG. 4 is a rear elevational view thereof;
FIG. 5 is a top plan view thereof; and,
FIG. 6 is a bottom plan view thereof.

(Continued)



The broken line shown in the figure drawings are included for the purpose of illustration and form no part of the claimed design.

The stippling in FIGS. 1-6 shows contrast in appearance.

1 Claim, 3 Drawing Sheets

(56)

References Cited

U.S. PATENT DOCUMENTS

D321,129 S	10/1991	Giuseppe
D322,558 S	12/1991	Halm et al.
D326,411 S	5/1992	Wefler
D358,231 S	5/1995	Liu
D378,275 S	3/1997	Rusnock et al.
D380,672 S	7/1997	Rowe
D382,207 S	8/1997	Rowe
D396,382 S	7/1998	Hsu
D403,123 S	12/1998	Sgariboldi
6,193,427 B1	2/2001	Benguigui
D443,826 S	6/2001	Gnann et al.
D447,305 S	8/2001	Hughes
D450,882 S	11/2001	Colwell et al.
D452,586 S	12/2001	Look
D452,588 S	12/2001	Look
D454,664 S	3/2002	Look
6,391,972 B1	5/2002	Hatakeyama
D465,609 S	11/2002	Jackel-Marken
D465,733 S	11/2002	Hill
D469,697 S	2/2003	Herrin et al.
D472,014 S	3/2003	Jackel-Marken
D474,021 S	5/2003	Lenaerts
D512,199 S	12/2005	Ibanez
D516,431 S	3/2006	Vintro
D518,382 S	4/2006	McGuinness
D521,868 S	5/2006	Arima
D525,437 S	7/2006	Leisch et al.
D537,563 S	2/2007	Taniguchi et al.
D541,052 S	4/2007	Miller et al.
D552,997 S	10/2007	Blasko
D554,529 S	11/2007	Green et al.
D564,900 S	3/2008	Green et al.
D570,219 S	6/2008	Blasko
D572,145 S	7/2008	Knapp et al.
D579,213 S	10/2008	Aipa
D592,064 S	5/2009	Kilany
D592,463 S	5/2009	Ehrenhaus et al.
D592,512 S	5/2009	Dubitsky et al.
D599,560 S	9/2009	Sharma
D609,107 S	2/2010	Dubitsky et al.
D612,245 S	3/2010	Canamasas Puigbo
D614,452 S	4/2010	Ablo
D622,597 S	8/2010	Dabrowski
D622,604 S	8/2010	Wheeler
D625,469 S	10/2010	Dubitsky et al.

D631,204 S	1/2011	Dubitsky et al.	
D635,371 S	4/2011	Schilling et al.	
D639,176 S	6/2011	Paulo Caldas	
D644,939 S	9/2011	Teller	
D650,241 S	12/2011	Ehrenhaus et al.	
D656,741 S	4/2012	Snyder	
D656,798 S	4/2012	Guastafeste	
D662,652 S	6/2012	Browder	
D681,278 S	4/2013	Schlatter	
8,444,337 B2	5/2013	Teller	
D688,000 S	8/2013	Johnson et al.	
D689,366 S	9/2013	Kohne et al.	
D695,552 S	12/2013	Gatto	
D705,988 S	5/2014	Scott et al.	
D708,726 S	7/2014	Gordon et al.	
D708,790 S	7/2014	Schlatter	
D710,544 S	8/2014	Shen	
D715,142 S	10/2014	Allen et al.	
D726,028 S	4/2015	Thompson	
D726,219 S	4/2015	Chaudhri et al.	
D735,414 S	7/2015	Schlatter	
D762,329 S	* 7/2016	Teller	D28/82
D763,512 S	* 8/2016	Teller	D28/82
D764,105 S	* 8/2016	Teller	D28/82
D764,106 S	* 8/2016	Teller	D28/82
D764,107 S	8/2016	Teller et al.	
D764,108 S	8/2016	Teller et al.	
D764,109 S	8/2016	Teller et al.	
D764,110 S	8/2016	Teller et al.	
D764,111 S	8/2016	Teller et al.	
D764,112 S	8/2016	Teller et al.	
D764,113 S	8/2016	Teller et al.	
D764,114 S	8/2016	Teller et al.	
D764,710 S	8/2016	Teller et al.	
D764,711 S	8/2016	Teller et al.	
D764,712 S	8/2016	Teller et al.	
D764,713 S	8/2016	Teller et al.	
D764,714 S	8/2016	Teller et al.	
D766,512 S	9/2016	Teller et al.	
D769,533 S	10/2016	Teller et al.	
D770,685 S	11/2016	Teller et al.	
D771,873 S	11/2016	Teller et al.	
2007/0017915 A1	1/2007	Weder et al.	

OTHER PUBLICATIONS

U.S. Appl. No. 29/486,497, filed Mar. 2014, Teller et al.
 U.S. Appl. No. 29/488,099, filed Apr. 2014, Teller et al.
 U.S. Appl. No. 29/570,374, filed Jul. 2016, Teller et al.
 U.S. Appl. No. 29/573,625, filed Aug. 2016, Teller et al.
 U.S. Appl. No. 29/574,404, filed Aug. 2016, Teller et al.
 U.S. Appl. No. 29/574,429, filed Aug. 2016, Teller et al.
 U.S. Appl. No. 29/574,431, filed Aug. 2016, Teller et al.
 SIPO Office Action issued Jul. 17, 2014 in connection with CN Appl. No. 201080063211.X citing JP 2004-321410A and JP 1136041S (listed separately).

* cited by examiner

FIG. 1

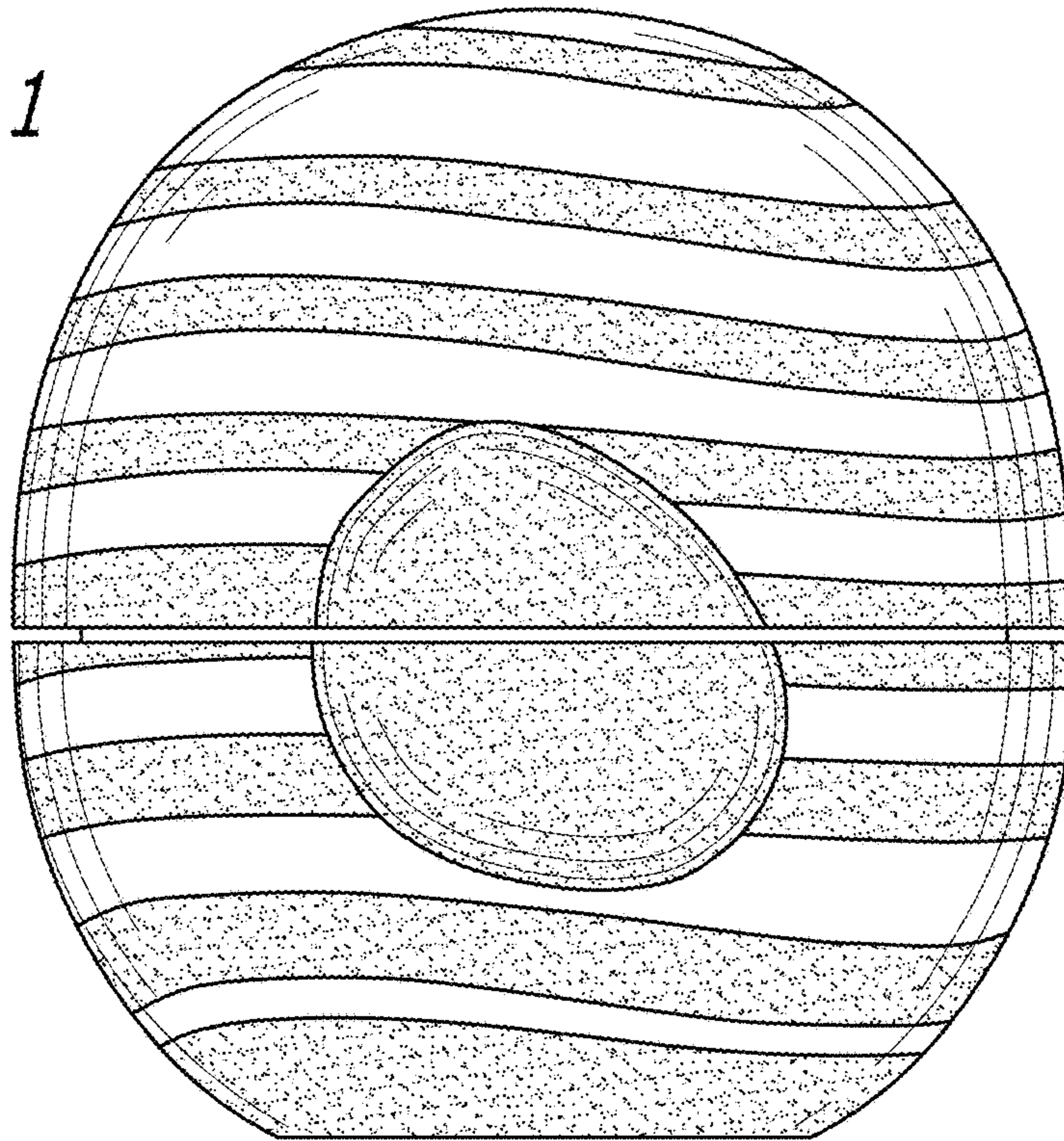


FIG. 2

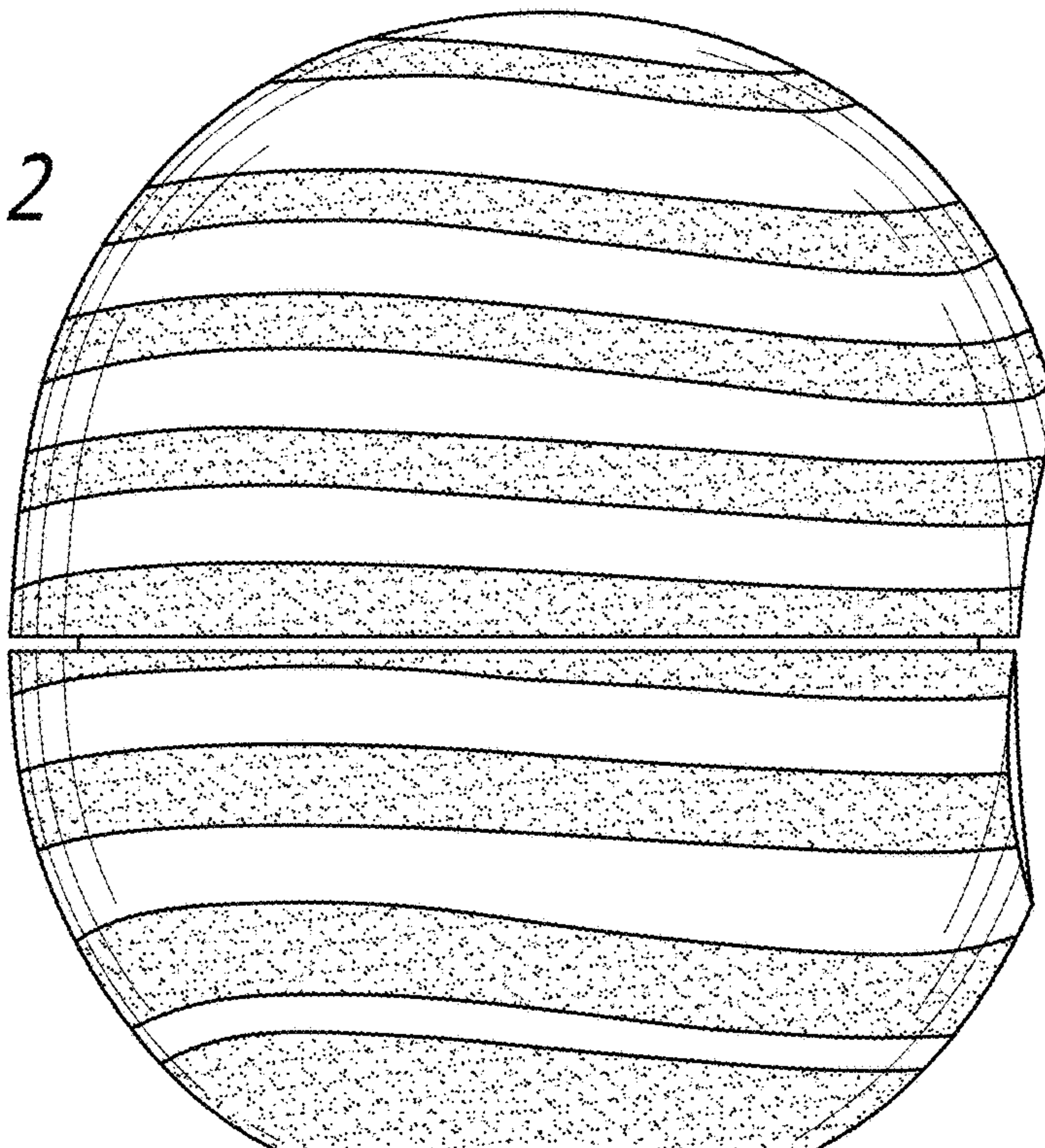


FIG. 3

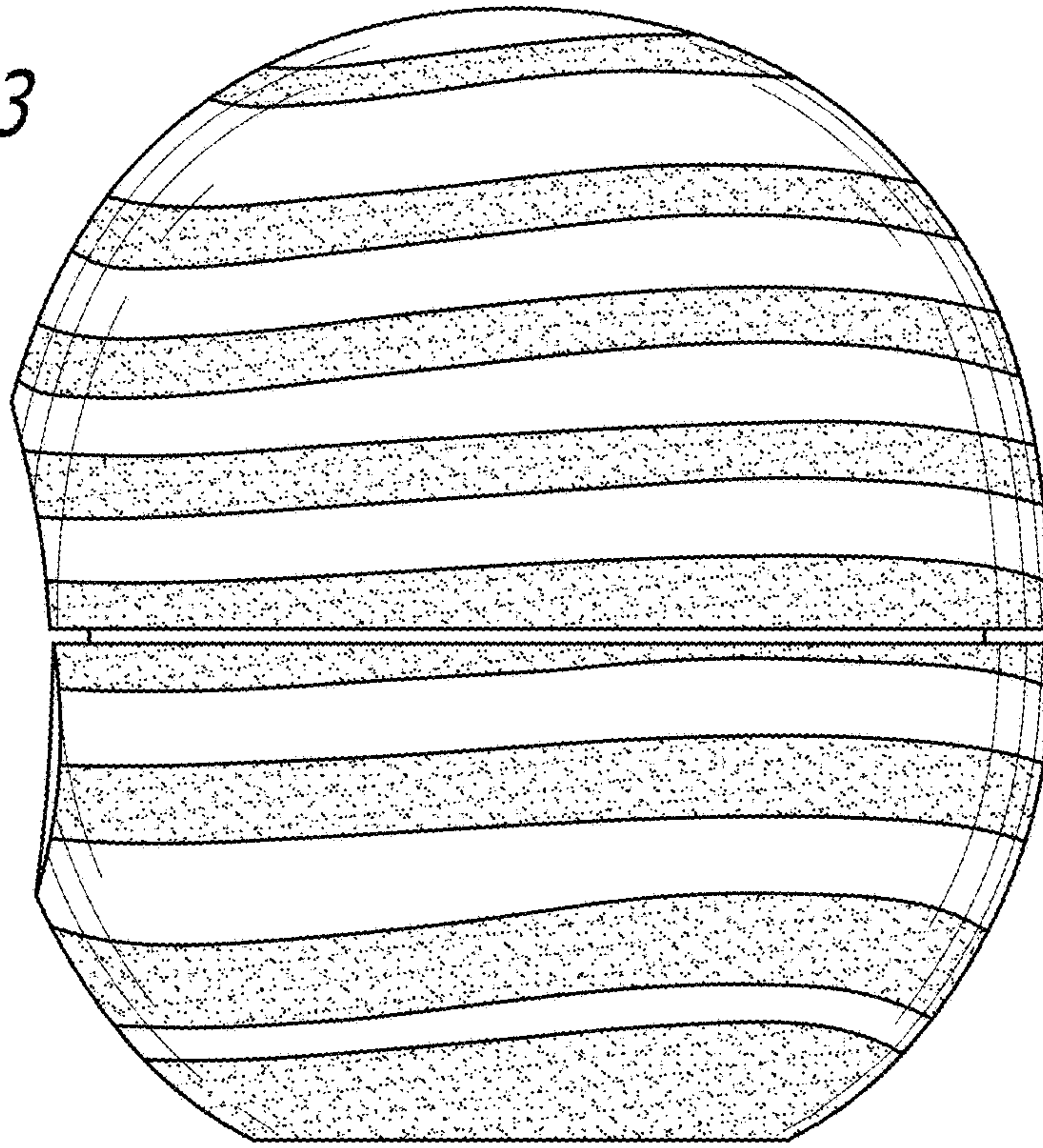


FIG. 4

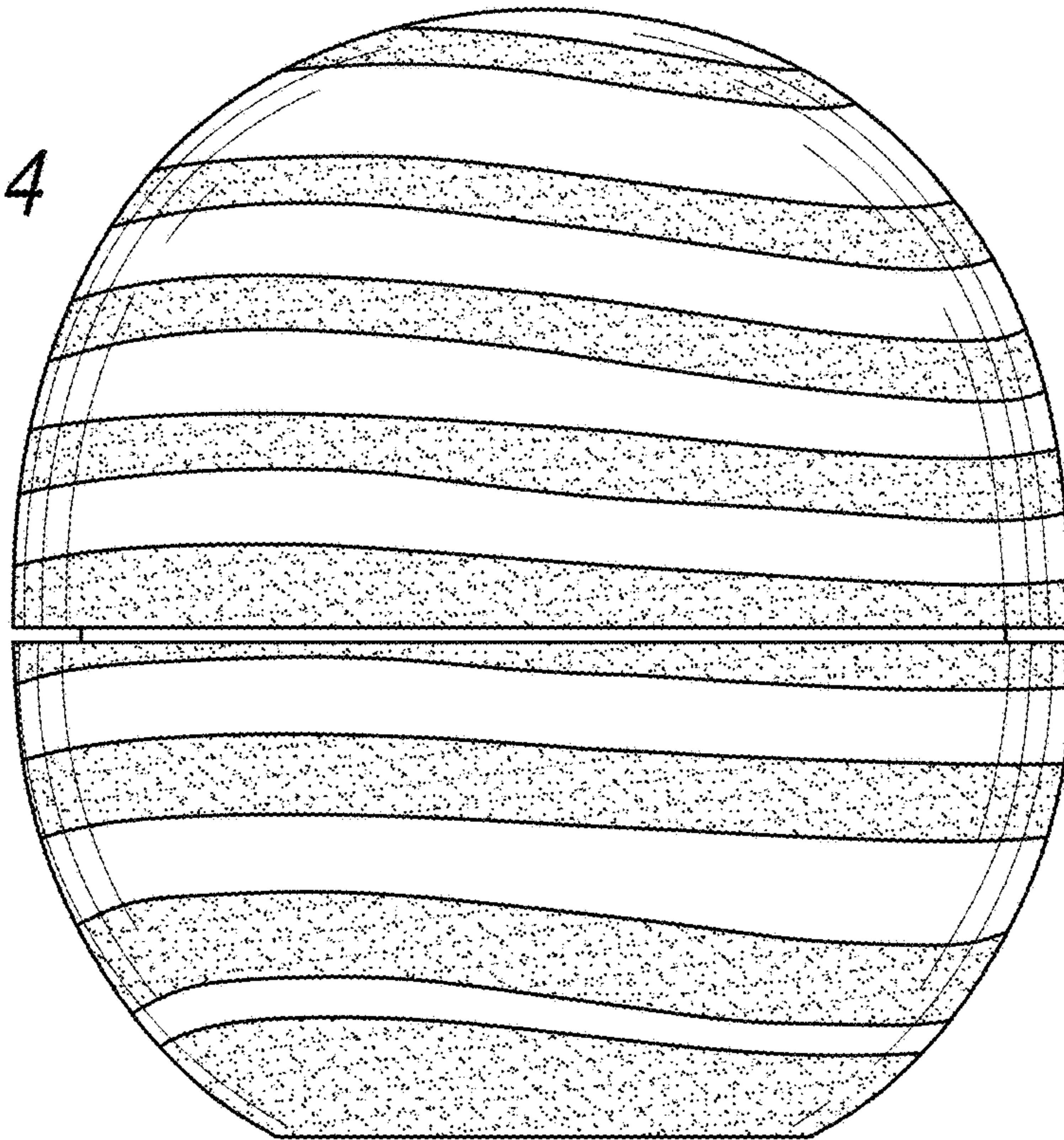


FIG. 5

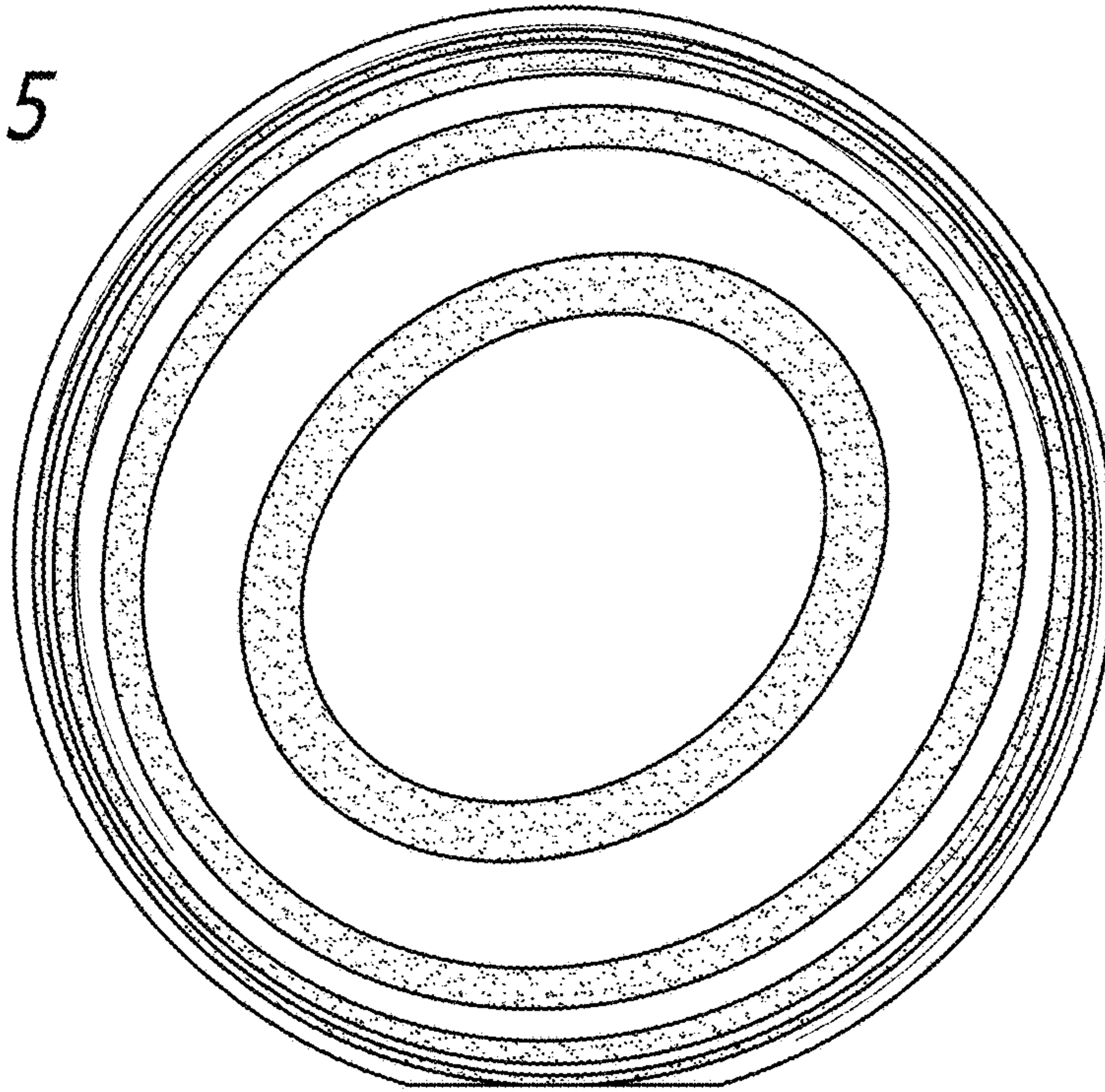


FIG. 6

