



US00D804096S

(12) **United States Design Patent** (10) **Patent No.:** **US D804,096 S**  
**Gonzalez et al.** (45) **Date of Patent:** **\*\* Nov. 28, 2017**

(54) **COMB**

(71) Applicants: **Raul Gonzalez**, Palmdale, CA (US);  
**Connie Gonzalez**, Palmdale, CA (US)

(72) Inventors: **Raul Gonzalez**, Palmdale, CA (US);  
**Connie Gonzalez**, Palmdale, CA (US)

(\*\*) Term: **15 Years**

(21) Appl. No.: **29/555,283**

(22) Filed: **Feb. 19, 2016**

(51) **LOC (10) Cl.** ..... **28-03**

(52) **U.S. Cl.**  
USPC ..... **D28/22**

(58) **Field of Classification Search**  
USPC ..... D4/104, 114, 125, 132, 133, 136;  
D28/10, 13, 15, 18, 21-22, 27-33, 35,  
D28/39-43; D1/107, 111, 199;  
D30/158-159, 162

CPC ..... A46B 9/023; A46B 9/02; A46B 9/028;  
A46B 1/00; A46B 3/00; A46B 5/00;  
A46B 5/0054; A46B 5/021; A46B 7/00;  
A46B 9/021; A46B 3/023; A46B 9/025;  
A46B 9/026; A46B 9/04; A46B 15/003;  
A46B 15/0059; A46B 2200/102; A46B  
2200/104; B29L 2021/00; B29L  
2021/005; A45D 1/10; A45D 1/18; A45D  
2/001; A45D 2/002; A45D 2/2471; A45D  
8/12; A45D 19/0008; A45D 2019/0041;  
A45D 20/12; A45D 20/122; A45D  
2020/128; A45D 20/48; A45D 20/52;  
A45D 24/00; A45D 24/02; A45D 24/22

See application file for complete search history.

(56) **References Cited**

U.S. PATENT DOCUMENTS

43,931	A *	8/1864	Fraenkel .....	A45D 24/02 132/139
80,833	A *	8/1868	Picot .....	A45D 8/12 132/136
2,128,287	A *	8/1938	Davis .....	A45D 24/02 132/163
D205,050	S *	6/1966	Rizner .....	132/139
D215,256	S *	9/1969	Rizner .....	D28/22
D321,065	S *	10/1991	Walker .....	D28/22
D434,183	S *	11/2000	Fraenkel .....	D28/22
D477,148	S	7/2003	Hood	
D496,755	S	9/2004	Jackson	
D688,046	S	8/2013	Aslett et al.	
2007/0000081	A1	1/2007	Cotto	
2011/0155159	A1 *	6/2011	Haggett .....	A45D 19/02 132/114
2016/0015146	A1 *	1/2016	Accarrino .....	A45F 5/00 224/267

\* cited by examiner

*Primary Examiner* — Karen Kearney  
*Assistant Examiner* — Debra Callahan

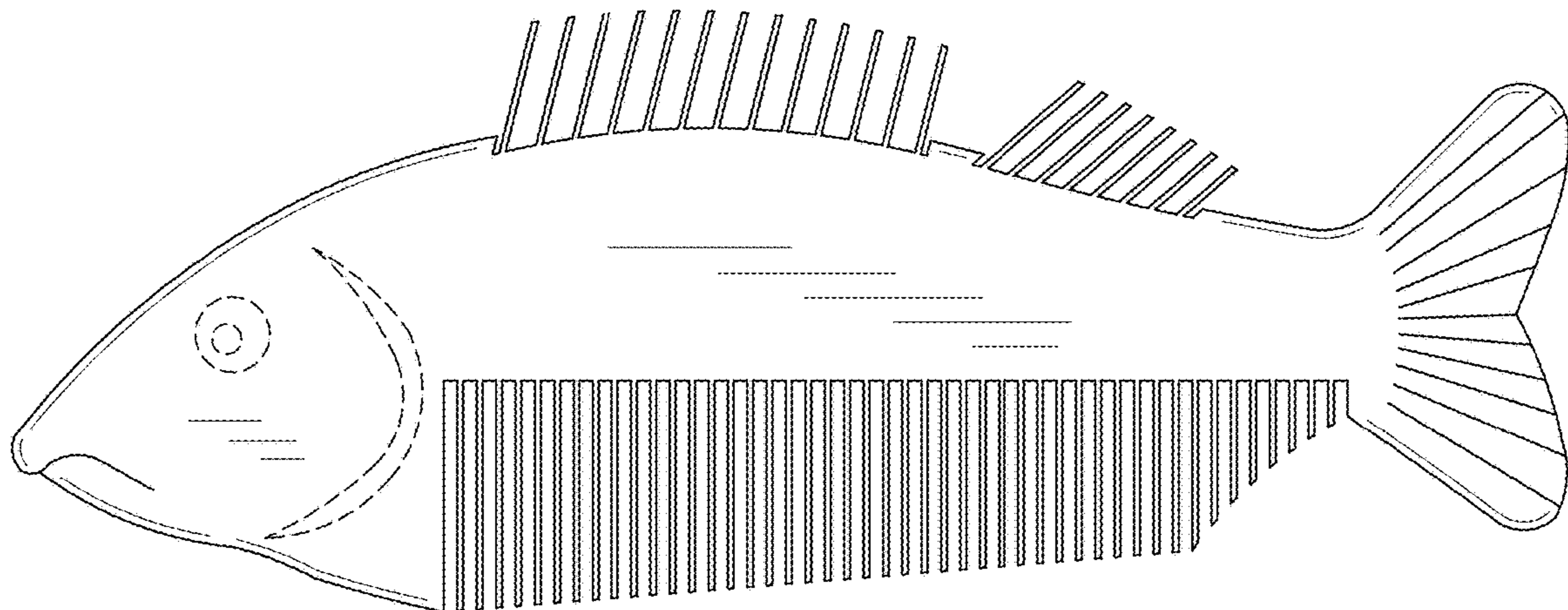
(57) **CLAIM**

The ornamental design for a comb, as shown and described.

**DESCRIPTION**

FIG. 1 is a front view of a comb showing our new design, a rear view being a mirror image thereof; FIG. 2 is a left side view of the comb; FIG. 3 is a right side view of the comb; FIG. 4 is a top view of the comb; and, FIG. 5 is a bottom view of the comb. The broken lines illustrate portions of the comb and form no part of the claimed design.

**1 Claim, 2 Drawing Sheets**



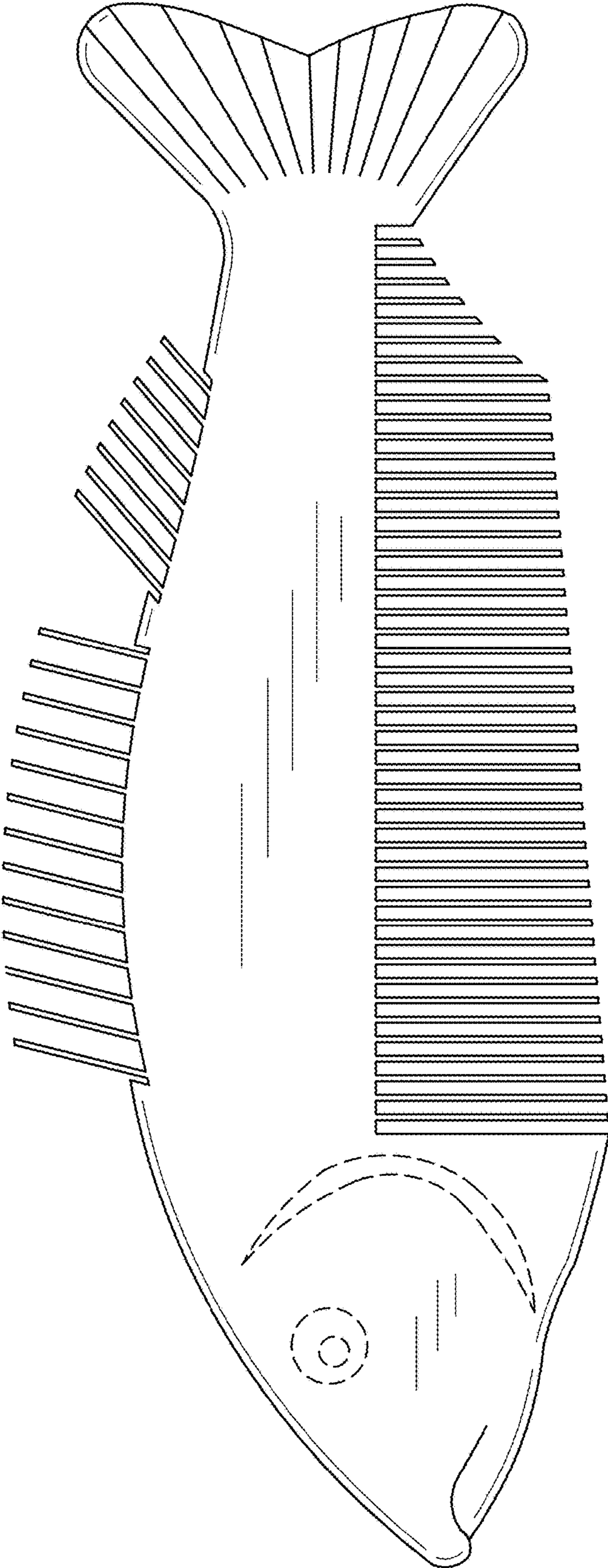


FIG. 1

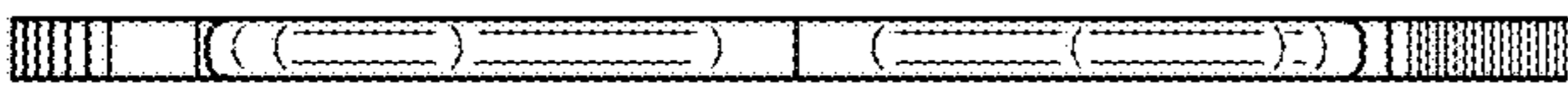


FIG. 2      FIG. 3




FIG. 4



FIG. 5