



US00D804095S

(12) **United States Design Patent** (10) **Patent No.:** **US D804,095 S**  
**Platt** (45) **Date of Patent:** **\*\* Nov. 28, 2017**

(54) **SHAMPOO DRAINAGE TRAY**  
(71) Applicant: **Tiffany Pouch Platt**, Seattle, WA (US)  
(72) Inventor: **Tiffany Pouch Platt**, Seattle, WA (US)  
(\*\*) Term: **15 Years**  
(21) Appl. No.: **29/578,597**  
(22) Filed: **Sep. 22, 2016**  
(51) **LOC (10) Cl.** ..... **28-03**  
(52) **U.S. Cl.**  
USPC ..... **D28/20**  
(58) **Field of Classification Search**  
USPC .... D28/20, 10, 15, 17; 4/515-523, 512, 506  
CPC ..... A45D 19/08; A45D 19/06; A45D 19/00;  
A45D 44/10  
See application file for complete search history.

(56) **References Cited**  
U.S. PATENT DOCUMENTS  
4,216,551 A \* 8/1980 Pasquarello ..... A45D 19/04  
4/521  
4,763,364 A \* 8/1988 Morgan ..... A45D 44/10  
4/515  
4,817,218 A \* 4/1989 Dimitriu ..... A45D 19/14  
239/590.5  
4,998,303 A \* 3/1991 Smithers ..... A45D 44/10  
4/515  
5,075,908 A \* 12/1991 Newman ..... A45D 19/00  
4/516  
5,381,562 A \* 1/1995 Holloway ..... A45D 19/06  
4/516  
5,946,745 A \* 9/1999 Magee ..... A45D 19/06  
4/516  
6,230,338 B1 \* 5/2001 Kirsch ..... A45D 19/10  
4/523

6,931,674 B1 \* 8/2005 Dean ..... A45D 19/04  
4/515  
7,707,663 B1 \* 5/2010 Crawford ..... A45D 19/10  
4/523  
7,874,024 B1 \* 1/2011 Singh ..... A45D 44/10  
297/391  
D784,500 S \* 4/2017 McIntyre ..... D23/302  
2006/0053545 A1 \* 3/2006 Schulken ..... A45D 19/10  
4/515  
2007/0006375 A1 \* 1/2007 Schneider ..... A45D 19/10  
4/523  
2012/0227177 A1 \* 9/2012 Kiser ..... A45D 19/10  
4/519

\* cited by examiner

*Primary Examiner* — Susan Bennett Hattan  
*Assistant Examiner* — Rebecca Tsehaye

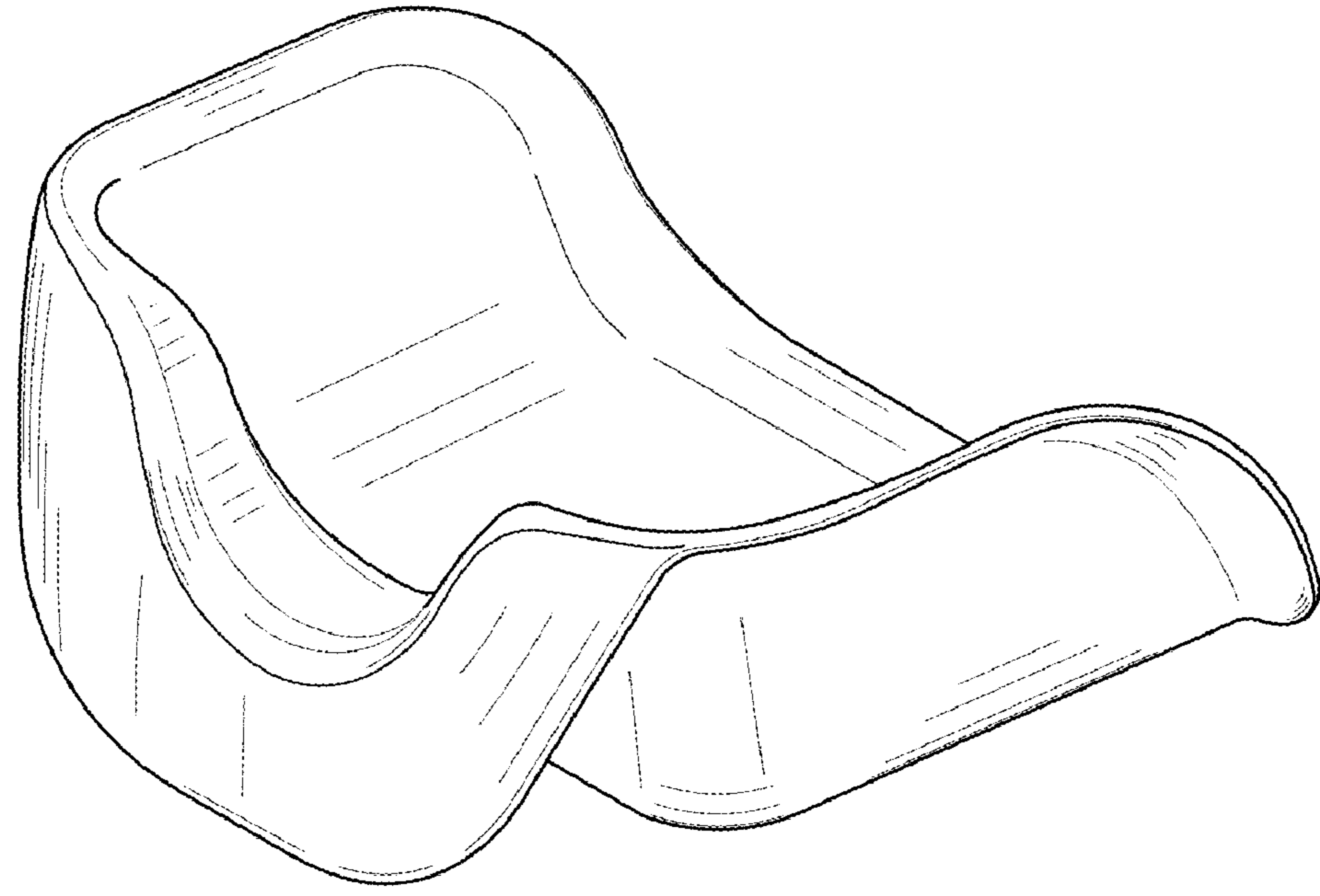
(57) **CLAIM**

The ornamental design for a shampoo drainage tray, as shown.

**DESCRIPTION**

FIG. 1 is a perspective view of my new design taken from the top, front and right side;  
FIG. 2 is a right side elevational view thereof, the left side view being a mirror image;  
FIG. 3 is a front elevational view thereof;  
FIG. 4 is a rear elevational view thereof;  
FIG. 5 is a top plan view thereof; and,  
FIG. 6 is a bottom plan view thereof.  
The broken lines in the drawings depict a part of the shampoo drainage tray that form no part of the claimed design.

**1 Claim, 4 Drawing Sheets**



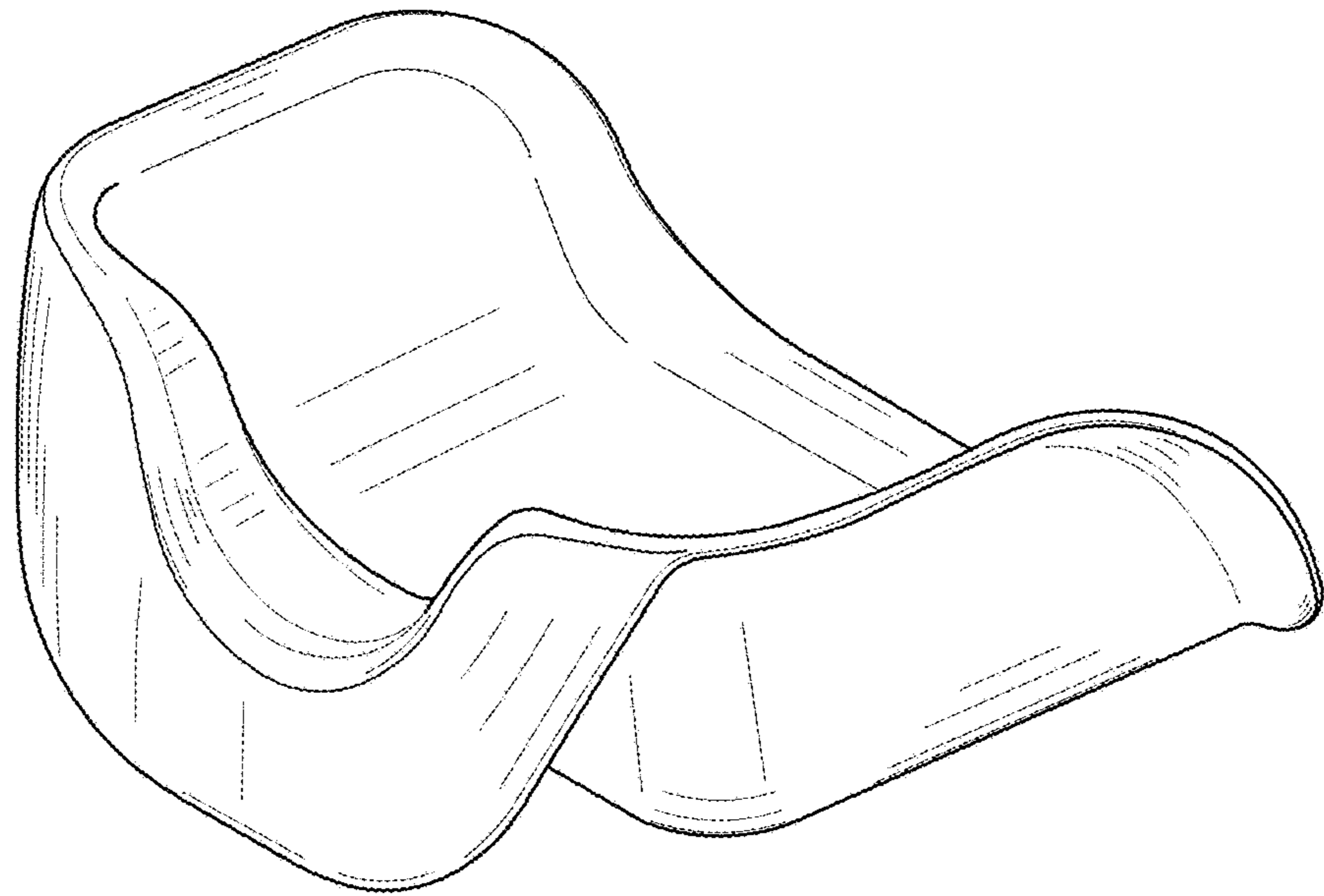


FIG. 1

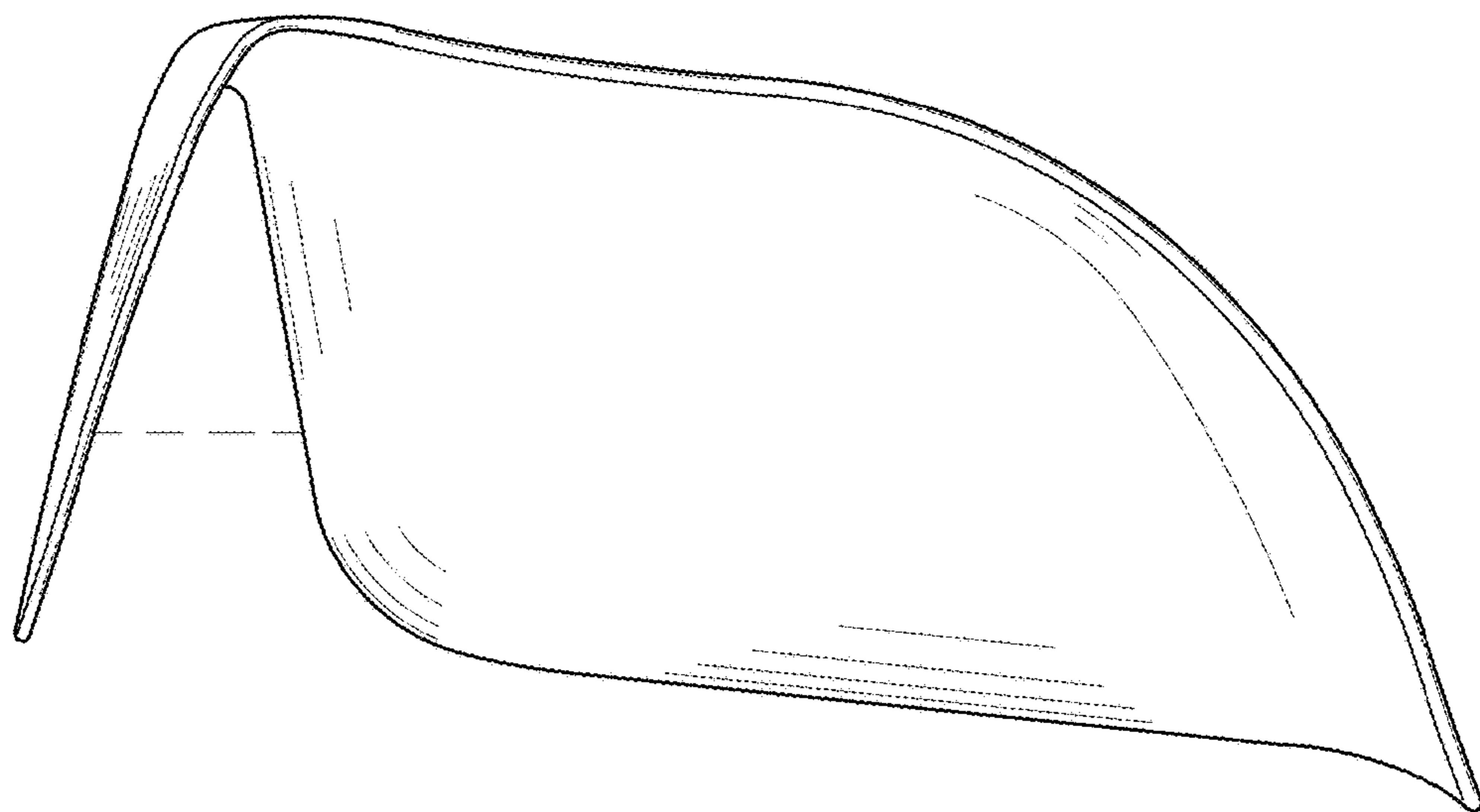


FIG. 2

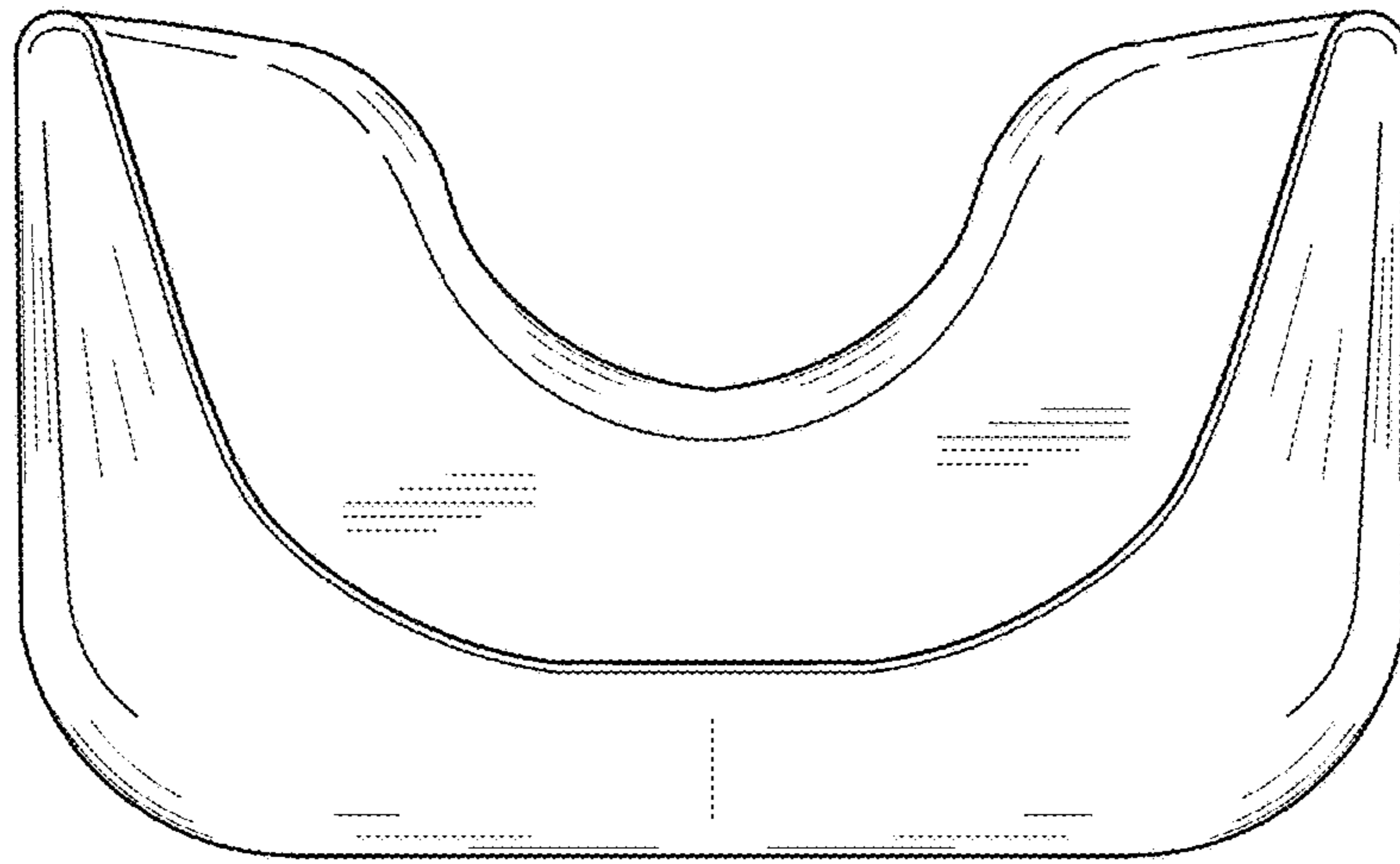


FIG. 3

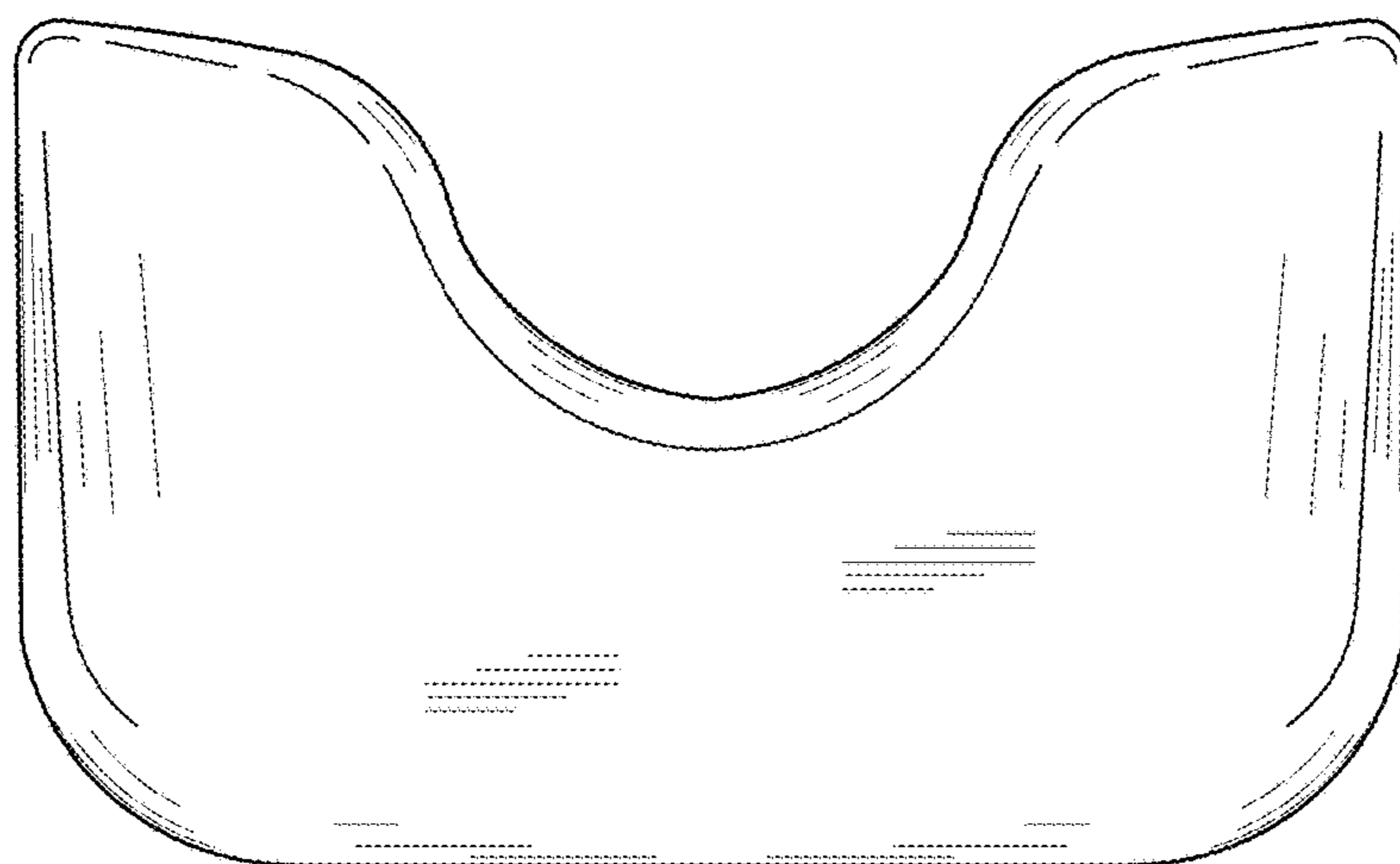


FIG. 4

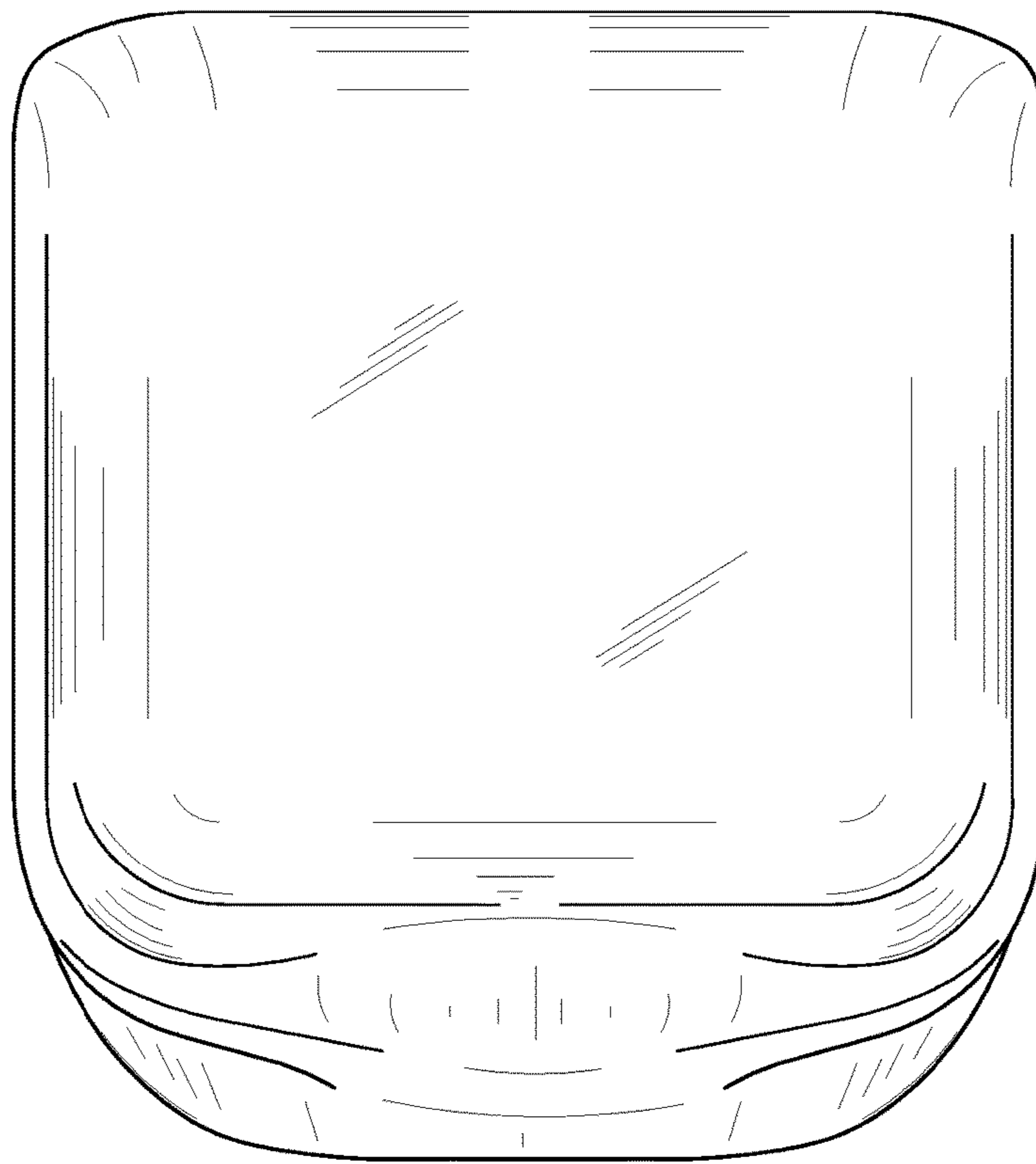


FIG. 5

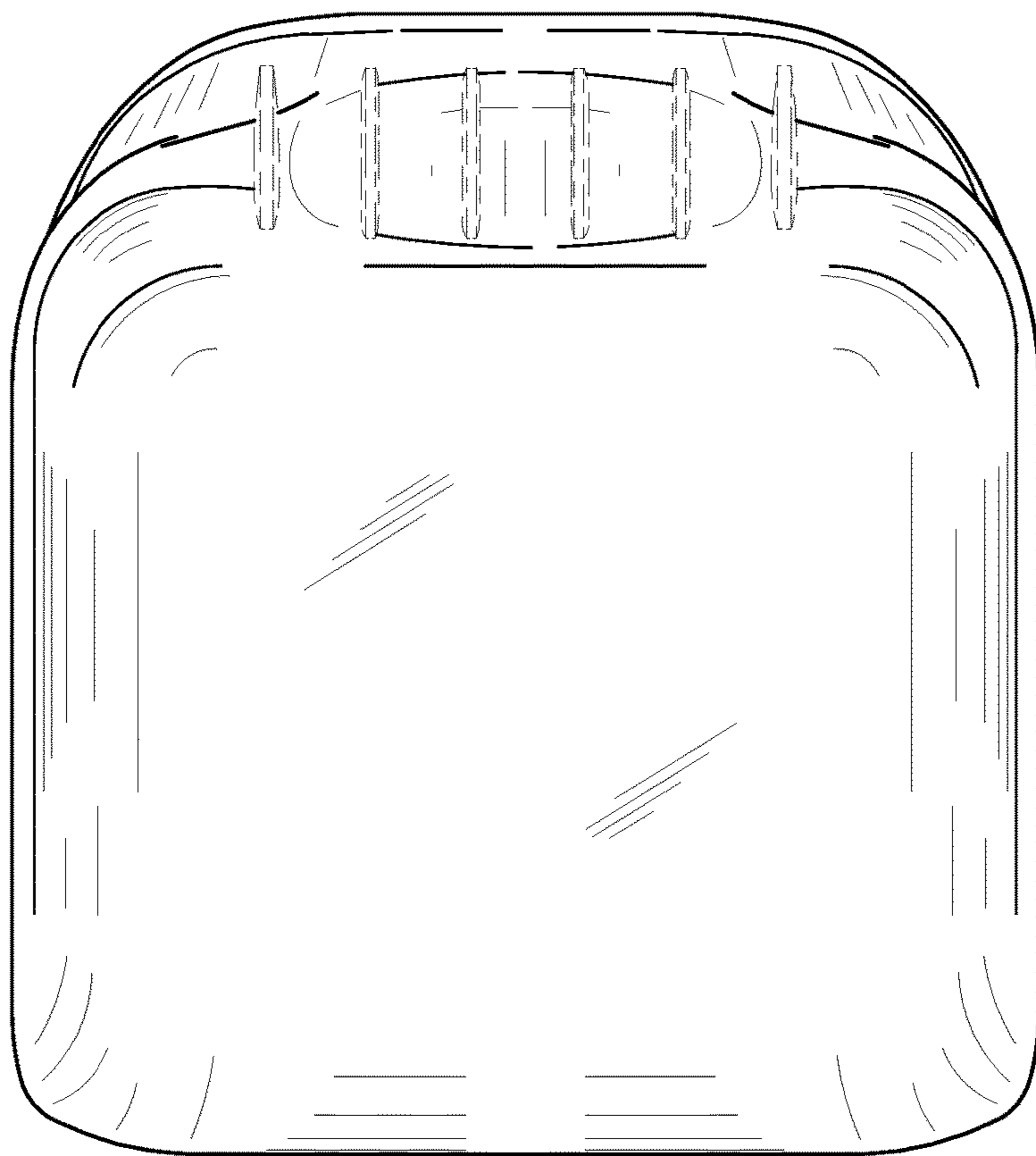


FIG. 6